

ANAHEIM DUCKS



PACIFIC DIVISION CHAMPIONS

**2013 PLAYOFF
MEDIA GUIDE**



We made the best Civic even better.

Introducing a quicker, flashier, ear blasting-er Honda Civic Si. Quicker, with tighter steering for even higher performance. Flashier, with a new carbon-weave interior and mean aerodynamic-body styling. Ear blasting-er, with USB integration¹ and Pandora[®] compatibility.² And with standard features like *Bluetooth*,³ SMS texting⁴ and rearview camera, it's basically everything...er.



¹The USB Audio Interface is used for direct connection to and control of some current digital audio players and other USB devices that contain MP3, WMA or AAC music files. Some USB devices with security software and digital rights-protected files may not work. Please see your Honda dealer for details. ²Pandora, the Pandora logo, and the Pandora trade dress are trademarks or registered trademarks of Pandora Media, Inc. Used with permission. Compatible with select smartphones. See: www.pandora.com/everywhere/mobile. ³Not all devices compatible with USB connection. Your wireless carrier's rate plans apply. ⁴The *Bluetooth*® word mark and logos are owned by the Bluetooth SIG, Inc., and any use of such marks by Honda Motor Co., Ltd., is under license. ⁵Compatible with select phones with *Bluetooth*®. Your wireless carrier's rate plans apply. State or local laws may limit use of texting feature. Only use texting feature when conditions allow you to do so safely. Si Coupe model shown. ©2013 American Honda Motor Co., Inc.

ANAHEIM DUCKS

TABLE OF CONTENTS



| | |
|---|-----|
| NHL Upcoming Events | 2 |
| Staff Directory | 3 |
| Coaching Staff | 5 |
| Player Bios | 8 |
| Opening and Closing Rosters..... | 62 |
| How the Ducks Were Built..... | 63 |
| Player Game-by-Game..... | 64 |
| Season in Review..... | 69 |
| Regular Season Statistics | 72 |
| Home/Road Statistics..... | 73 |
| Statistical Breakdown | 74 |
| Season Highs and Lows..... | 77 |
| Game-by-Game Summaries..... | 78 |
| Game Recaps..... | 81 |
| Record Book..... | 89 |
| Season Series Results | 90 |
| Playoff Opponents | 94 |
| Transactions | 101 |
| NHL Finals Standings/Scoring Leaders..... | 102 |
| Prospect Report..... | 105 |
| Playoff History | 108 |
| Team Photo | 145 |



ANAHEIM DUCKS 2012-13 SEASON IN REVIEW



This guide is a summary of the 2012-13 NHL regular season for the Anaheim Ducks Hockey Club. For more information, please contact the Anaheim Ducks communications department.

Alex Gilchrist

Director of Media & Communications
Office: (714) 940-2911
E-mail: agilchrist@anaheimducks.com

Steve Hoem

Media & Communications Manager
Office: (714) 940-2909
E-mail: shoem@anaheimducks.com

Lauren O’Gorman

Media & Communications Manager
Office: (714) 940-2890
E-mail: logorman@anaheimducks.com

Chase Flanigan

Media & Communications Intern
Office: (714) 940-2993
E-mail: cflanigan@anaheimducks.com

Chief Editor: Steve Hoem

Writers: Alex Gilchrist, Lauren O’Gorman & Chase Flanigan

Design & Layout: Adam Brady

Cover Design: Mariana Koontz

Special thanks to the Elias Sports Bureau

**Copyright © 2013
Anaheim Ducks**



UPCOMING NHL EVENTS

| | |
|---------------|---|
| Apr. 30 | 2013 Stanley Cup Playoffs begin |
| May 3-19 | IIHF World Championship (Stockholm, Helsinki) |
| May 27-June 1 | NHL Combine (Toronto, Ontario) |
| June 28 | Last possible day for 2013 Stanley Cup Final |
| TBA | 2013 NHL Awards |
| June 30 | NHL Entry Draft (Prudential Center, New Jersey) |

MISCELLANEOUS

| | |
|-------------------------|--|
| Home Ice | Honda Center (opened 1993) |
| Capacity | 17,174 |
| PA Announcer | Phil Hulett |
| Team Colors | Black and Gold with Orange and Silver Accents |
| Practice Facilities . . | Anaheim ICE (300 W. Lincoln Ave.) & Honda Center (2695 E. Katella Ave.) |
| Founded | 1993 |



ANAHEIM DUCKS STAFF DIRECTORY

EXECUTIVE MANAGEMENT

Owners Henry and Susan Samuelli
 Chief Executive Officer Michael Schulman
 Executive Vice President/General Manager Bob Murray
 Executive Vice President/Chief Operating Officer Tim Ryan
 Senior Vice President of Hockey Operations David McNab
 Chief Financial Officer/Vice President of Finance Doug Heller
 Vice President of Human Resources Jay Scott
 Vice President/COO, Anaheim Arena Management Kevin Starkey
 Vice President/Chief Marketing Officer Aaron Teats
 Vice President of Finance,
 Anaheim Arena Management Angela Wergechik
 Executive Assistants Janet Conley, Cheryl Gorman

COACHING STAFF

Head Coach Bruce Boudreau
 Assistant Coach Bob Woods
 Assistant Coach Brad Lauer
 Assistant Coach Scott Niedermayer
 Goaltending Consultant Pete Peeters
 Video Coordinator Joe Piscotty

HOCKEY CLUB OPERATIONS

Director of Player Personnel Rick Paterson
 Director of Amateur Scouting Martin Madden
 Director of Player Development Todd Marchant
 Director of Professional Scouting Dave Baseggio
 Scouting Staff Glen Cochrane, Jeff Crisp, Jan-Ake Danielson,
 Casey Hankinson, Mark Holick,
 Konstantin Krylov, Martin Madden, Sr.,
 Kevin Murray, Matt Laatsch,
 Steve Lyons, Jim Pappin, Stephane Pilotte,
 Jim Sandlak
 Senior Manager of Hockey Operations Maureen Norvall
 Manager of Hockey Operations Ryan Lichtenfels
 Hockey Operations Intern Andy Marquardt
 Strength & Conditioning Coach Sean Skahan
 Head Athletic Trainer Tim Clark
 Assistant Athletic Trainer Mike Hannegan
 Massage Therapist James Partida
 Equipment Manager Doug Shearer
 Assistant Equipment Manager Chris Aldrich
 Equipment Attendant Chris Kincaid
 Team Physician Dr. Craig Milhouse
 Team Physician Dr. Orr Limpisvasti
 Oral Surgeon Dr. Bao-Thy Grant

NORFOLK ADMIRALS (AHL) STAFF

Assistant General Manager Bob Ferguson
 Head Coach Trent Yawney
 Associate Coach Mike Haviland
 Assistant Coach Marty Wilford
 Coordinator of Minor League Hockey Operations Jillian Samuelli

LEGAL

General Counsel Bernard Schneider
 Assistant General Counsel Katie Rodin

BROADCASTING DEPARTMENT

Television, FSN Prime Ticket (Cable),
 LA 56 KDOC-TV John Ahlers, Brian Hayward
 Radio, KLAA AM 830 &
 Anaheim Ducks Radio Network Steve Carroll, Dan Wood
 Host/Producer Kent French

Broadcasting Associate Tiffany Spiritosanto
 Postgame Radio Host Josh Brewster

COMMUNICATIONS DEPARTMENT

Director of Media & Communications Alex Gilchrist
 Media & Communications Managers Steve Hoem,
 Lauren O'Gorman
 Communications Intern Chase Flanigan

COMMUNITY RELATIONS DEPARTMENT

Director of Community Relations Wendy Arciero
 Community Relations Managers Jesse Bryson,
 Colleen MacKinnon
 Community Relations Coordinator Ashley Forbes

ENTERTAINMENT DEPARTMENT

Director of Production & Entertainment Rich Cooley
 Entertainment Manager Chris Brown
 Arena Vision Editor/Producer Davin Maske
 Producer Peter Uvalle
 Associate Producer Gabe Suarez
 Production Coordinator Sarah Moews

FAN DEVELOPMENT DEPARTMENT

Director of Fan Development Matt Savant
 Senior Manager of Fan Development & Education Joseph Hwang
 Manager, Fan Development & Youth Hockey Champ Baginski
 Fan Development Coordinators Jason Cooper, Mike Hermosa
 Fan Development Intern Katie Bailey

FINANCE

Controller Melody Martin
 Financial Analyst Rosanna Sitzman
 Payroll Regina Terrana
 Accounting Assistant Rob Dumlao
 Accounts Payable Lou Rae Campbell

HUMAN RESOURCES

Human Resources Managers Wendy Mulhall, Donna Vass
 Human Resources Coordinator Lisa Monson

CORPORATE PARTNERSHIPS

Director of Corporate Partnerships Greg Rieber
 Corporate Sales Managers Brian Fling, Keith Herbers
 Lee Pike, Graham Siderius

CORPORATE PARTNERSHIP ACTIVATION

Senior Manager, Corporate Partnership Activation Sara Morales
 Manager, Corporate Partnership Activation Keith Shattenkirk
 Media Services Associate Randy Bernabe
 Activation Coordinator Natalie Bobuk

MARKETING DEPARTMENT

Director of Marketing Tracie Jones
 Senior Manager of Signature Programs & Events Kris Loomis
 Signature Programs & Events Manager Jamie Minkler
 Marketing Manager Ryan Spillers
 Marketing Coordinators G.M. Ciallella, Cindy Iwami,
 Ryan Johnson
 Senior Graphic Designer Mariana Koontz
 Junior Designers Jeff Ipjian, Ruben Segura
 Marketing Intern Craig Appleby

ANAHEIM DUCKS

STAFF DIRECTORY



PUBLICATIONS & NEW MEDIA

Director of Publications & New Media Adam Brady
Social Media Producer AJ Manderichio
Publications & New Media Associate Kyle Shohara

PREMIUM SALES & SERVICE DEPARTMENT

Director of Premium Sales & Service Jim Panetta
Premium Account Executives Casey Haakinson,
Geoff Matthews, Timothy Thompson
Premium Services Manager Jana Cannavo
Premium Services Coordinator Ariana Zamora
Premium Office Coordinator Amelia Hedges

TICKETING DEPARTMENT

Senior Manager of Ticket Operations James Bakken
Assistant Ticketing Manager Jonas Calicdan
Assistant Manager, Premium Ticketing Gina Bulgheroni
Group & Inside Sales Ticketing Representative Robert Slaby
Premium Ticketing Representatives Christie Nevin, John Watson
Season Ticketing Representative Kameron Kwok

BUSINESS DEVELOPMENT AND RETENTION DEPARTMENT

Director of Ticket Sales & Service Lisa Johnson
Manager, Business Development and Retention Chris Kenyon
Business Development Account Executives Anthony Bennett,
Melissa Garza, Michael Criscione,
Alex Lawrence, Brett Miller, Phil Widell
Business Retention Account Executives Daniel Alvarez,
Michelle Carter, Nick Moller
Group Sales Account Executives Jennifer D'Anna,
Jamie Friedrich, Matt Payne, Sean Sterner
Season and Group Sales Coordinator Natasha Arena
Inside Sales Representatives Zachary Cravitz,
Garrett Van Ginkel, Patrick Wimberly

ANAHEIM ARENA MANAGEMENT, LLC

Director of Booking Jo-Ann Armstrong
Director of Events Quinn Mackin
Senior Event Manager Jason Davis
Event Manager Matthew Trout
Event Services Manager Marissa Geller
Assistant Event Services Manager Matthew Warwick
Security/Public Safety Manager Russell Beecher
Assistant Security Manager Jon Hampe
Public Safety Officers Nestor Blanco, Chris Evans, Jeff Evans,
Antonio Giordano, Paulo Kome,
Michael Mandonado, Denise Mendrick,
Ray Navarro, Robert Palmieri,
Melvin Schumann, Benjamin Tomas
Director of Operations Brent Mater
Operations Managers Joe Barrett, Charles Boswell
Manager Engineer & Maintenance Dion Beckton
Event Crew Supervisor Chris DeLloyd
Ice Technician & Day Crew Supervisor Joel Francisco
Parking Manager Jeff Grant
Assistant Parking Manager Jon Perrigo
Engineers Jose Argueta, Robert Gibbons, Mike Maldonado,
Carlos Rodriguez, Larry Ruffin
Maintenance Technicians Alfonso Alvarez, Rafael Jaquez,
Ulises Ramirez, Albert Quezada
Sound Technician Nate Chivers
Technical Services Omar Felix
Operations Office Manager Shelly Baker
Director of Media & Communications Merit Tully
Media & Communications Associate Tracy Richmond

Grand Terrace Manager Terri Awde
Director of Marketing Joel Hobson
Senior Media & Marketing Manager Adam Mendelsohn
Marketing Associate Lauren Esterline
Director of Ticket Operations Mark Neumann
Assistant Box Office Manager Gabriel Martinez
Box Office Supervisors Elena Buenrostro, Chris Williams
Controller James Pearson
Financial Analyst Jennifer Breen
Accountant Loree Peevey
Payroll Ana Robles
IT Manager Mike Wing
IT Associates Nate Gardner, Troy Naragon
Mail Services Supervisor Linda Martinez
Receptionist Esther Methvin

THE RINKS

Vice President Art Trottier
Accountant Audrey Hodges
Payroll Cynthia Cazares
Corporate Partnerships & Marketing Manager Jesse Chatfield
Marketing Coordinator Carissa Zamora

ANAHEIM AND WESTMINSTER ICE

Hockey Director Rick Hutchinson
Figure Skating Director John Saitta
Supervisor/Lead Holly Collins, Sean Crow, George Estrada,
Megan Hammon, Stacy Witt
Operations Manager Jill Herzog
Programs Manager Cindy Frazier
Operations Associate Joe Keeler

YORBA LINDA ICE

General Manager David Bigelow
Operations Associate Joe Keeler

LAKELWOOD ICE

General Manager Phil Zamora
Figure Skating Manager Jacqueline Palmore
Supervisor/Lead Seth Cardwell, Neal Miller
Operations Associate Vanessa Calvillo
Snack Bar Manager Vanessa Najera

CORONA INLINE

General Manager Ken Murchison
Assistant Hockey Manager Ben Barrett
Operations Coordinator Tara Hamilton

HUNTINGTON BEACH INLINE

General Manager Shayne Arsenault
Assistant Hockey Manager Ron Alexander
Assistant Manager James Irwin

IRVINE INLINE

General Manager Eddie Limbaga
Assistant Managers Dave Feld, Greg Martin



Bruce Boudreau

Head Coach

Bruce Boudreau completed his second season (first full season) as Head Coach of the Anaheim Ducks in 2012-13. With a 30-12-6 record for 66 points, Boudreau guided Anaheim to its second Pacific Division title in franchise history and eighth berth in the Stanley Cup Playoffs with the No. 2 seed.

Named the eighth head coach in franchise history on Nov. 30, 2011, Boudreau led the club to a 27-23-8 record in 58 games in 2011-12, including a 24-15-6 mark in 2012. The 54 points Anaheim garnered in 2012 ranked fifth in the Western Conference.

As Head Coach of the Washington Capitals (2007-11), Boudreau won the 2007-08 Jack Adams award (NHL Coach of the Year) and led his club to the 2009-10 Presidents' Trophy as the NHL's top club in the regular season. He compiled a record of 201-88-40 (.672 winning percentage) with the Capitals and won the Southeast Division four times. He became the fastest coach in modern day NHL history to win 200 games (Nov. 21, 2011 vs. Phoenix) and recorded more wins (184) in his first 300 NHL games than any NHL coach all-time.

Boudreau was named interim head coach of the Capitals on Nov. 22, 2007. On that date, Washington was 30th in the NHL standings. He led the club to a 37-17-7 finish, as the Capitals won the Southeast Division in the first of four seasons under his direction. Boudreau, whose interim tag was removed on Dec. 26, 2007, became the second Washington head coach to win the Jack Adams Award. He was also the first coach since Bill Barber (2001) to win the Jack Adams Award after taking over a team midseason. In 2008-09, Boudreau led the Capitals to their first playoff series win since 1988. In addition to the Presidents' Trophy, the 2009-10 club set team records for wins (54), points (121), and goals (313).

Before joining the Capitals, Boudreau spent nine seasons as an AHL head coach, including a Calder Cup championship with the Hershey Bears in 2006. He spent four years with Manchester (Los Angeles affiliate) and two with Lowell (also Los Angeles affiliate) before joining Hershey (Washington). A member of the AHL Hall-of-Fame (inducted in 2009), Boudreau compiled a 103-45-27 record with the Bears, including an AHL-best 51-17-12 in 2006-07.

Boudreau began his coaching career in the Colonial Hockey League with Muskegon in 1992-93 and was named the International Hockey League Coach of the Year in 1993-94 with Fort Wayne. He also served as head coach and director of hockey operations for Mississippi (ECHL), where he won the 1999 Kelly Cup championship.

Boudreau played parts of eight NHL seasons with the Toronto Maple Leafs and Chicago Blackhawks between 1976-86, recording 28-42=70 points in 141 career games. A native of Toronto, Ontario, Boudreau was originally selected by the Maple Leafs in the third round of the 1975 NHL Entry Draft. As a Canadian junior playing for the Toronto Marlboros in 1974-75, he scored 68-97=165 points, a Canadian Hockey League record until Bobby Smith and Wayne Gretzky surpassed the mark during the 1977-78 season.

Boudreau also ranks 11th all-time in scoring in AHL history with 316 goals and 799 points. No AHL player in the 1980s notched more points than Boudreau. He won the 1987-88 John B. Sollenberger Trophy for leading the league in scoring, and was also a member of the 1992 Calder Cup champion Adirondack Red Wings.

Bruce has four children: sons Ben, Andy and Brady, and daughter Kasey. He and wife, Crystal, along with their son, Brady, reside in Anaheim Hills.

ANAHEIM DUCKS

COACHING STAFF



Bob Woods **Assistant Coach**

Bob Woods completed his second season (first full season) as Assistant Coach of the Anaheim Ducks in 2012-13. Named to his current post on Dec. 2, 2011, Woods has helped lead the Ducks to a 57-35-14 record and a 2012-13 Pacific Division title in 106 contests under Head Coach Bruce Boudreau.

Woods also served as an assistant coach under Boudreau with the Washington Capitals, joining the NHL club on June 22, 2009. Boudreau and Woods helped the Capitals earn the top seed in the Eastern Conference in both 2010 and 2011, including the Presidents' Trophy as the top NHL club for the 2009-10 regular season with a 54-15-13 record (121 points).

Prior to 2009-10, Woods coached Washington's AHL affiliate from 2007-09, taking over as head coach of the Hershey Bears when Boudreau was hired by the Capitals on Nov. 22, 2007. In 2008-09, Woods guided Hershey to a Calder Cup championship, defeating the Manitoba Moose in six games. In his two seasons as an AHL head coach (145 games), Woods compiled an 83-47-15 record in the regular season and a 17-10 postseason record. In addition, Woods assisted Boudreau in 2006 when Hershey captured the Calder Cup championship. He became the only player in Hershey's 71-year history to win a Calder Cup as a player (1997), assistant coach (2006) and head coach (2009).

A native of Leroy, Saskatchewan, Woods retired from professional hockey in 2001 and became Head Coach of the Mississippi Sea Wolves of the ECHL. From 2001-05, he compiled a 169-94-25 regular-season record with the Sea Wolves, a span that included four trips to the playoffs and two conference final appearances. On Jan. 18, 2012, Woods was inducted into the ECHL's Hall-of-Fame for both his achievements as a player and a coach. Selected by New Jersey in the 10th round (201st overall) of the 1988 NHL Entry Draft, Woods played 13 seasons of professional hockey, including 10 in the ECHL and was a player/assistant coach with Mississippi from 1998-2001. He was a member of the 1999 Kelly Cup championship team that was coached by Boudreau.

Bob and his wife, Mary Sue, have two sons: Brendan and Colin. Brendan, who was selected by Carolina in the fifth round (129th overall) of the 2012 NHL Entry Draft, recently concluded his sophomore season as a member of the University of Wisconsin's hockey club in 2012-13. Colin also plays hockey, appearing with the AAA midget OC Blades in 2012-13.



Brad Lauer **Assistant Coach**

The 2012-13 campaign marked Brad Lauer's second season (first full) as Assistant Coach with the Anaheim Ducks. Lauer joined the organization on July 12, 2012 as an assistant coach with the club's AHL affiliate in Syracuse before being named to his current post on Nov. 30, 2011. In 106 contests with the Ducks under Head Coach Bruce Boudreau, Lauer has helped the club to a 57-35-14 record and a Pacific Division championship in 2012-13.

Lauer made his NHL coaching debut with the Ottawa Senators in 2009, serving as an assistant coach under Cory Clouston for two seasons. Named to his post with Ottawa on July 23, 2009, it marked the second time in club history that a former player went on to serve on the team's coaching staff (he played for the Senators in 1993-94).

Prior to joining the Senators, Lauer was an assistant coach with the Milwaukee Admirals (Nashville's AHL affiliate) from 2007-09. In 2008-09, he helped guide the Admirals to a 49-22-3-6 record, a Western Division title and a share of the league lead in points (107). He began his coaching career in 2002 with the Kootenay Ice (WHL) and served as an assistant for five seasons. During his time with Kootenay, the club had two 100-point, and three 45-win seasons.

Selected by the New York Islanders in the second round (34th overall) of the 1985 NHL Entry Draft, Lauer appeared in 323 career NHL contests with the Islanders, Chicago, Ottawa and Pittsburgh, scoring 44-67=111 points with 218 PIM. He made an appearance in the 1992 Stanley Cup Final as a member of the Chicago Blackhawks (lost to Pittsburgh). The Humboldt, Saskatchewan native also appeared in 635 career IHL and AHL contests (283-293=576 points) before his retirement from professional hockey in 2002.

Brad and his wife, Daria, have two daughters: Camryn and Addison.



Scott Niedermayer **Assistant Coach**

Scott Niedermayer concluded his first season as Assistant Coach of the Anaheim Ducks in 2012-13, helping the club to its second Pacific Division title in franchise history. Niedermayer, who retired from the NHL on June 22, 2010 and remained with the Ducks as a Hockey Operations consultant, was named to his post on Jan. 11, 2013.

Signed as a free agent by Anaheim on Aug. 4, 2005 and named the sixth captain in club history on Oct. 3, 2005, Niedermayer helped the Ducks become the first team from California to win hockey's ultimate prize in 2007. He was presented with the Conn Smythe Trophy as the Most Valuable Player of the Stanley Cup Playoffs. Niedermayer appeared in his final 371 regular season NHL contests in an Anaheim uniform, scoring 60-204=264 points with 306 penalty minutes. Niedermayer is the Ducks' all-time leader in goals, assists, points and power play goals (39) among club defensemen.

In 18 NHL seasons with the Ducks and New Jersey Devils, Niedermayer appeared in 1,263 games, collecting 172-568=740 points with a +167 rating. Thirteen of his 39 career game-winning goals came in overtime, the most by a defenseman in NHL history. Niedermayer is the all-time leading scorer among defensemen for both the Ducks and Devils.

Niedermayer also won three Stanley Cups during his tenure with New Jersey (1995, 2000 and 2003). He was named a finalist for the James Norris Memorial Trophy as the NHL's top defenseman in three straight seasons (2004, 2006 and 2007) and won the award following the 2003-04 season. He was also named an NHL All-Star six times during his NHL career (1998, 2001, 2004, 2007, 2008 and 2009).

A native of Cranbrook, British Columbia, Niedermayer won his first Olympic gold medal at the 2002 Winter Games in Salt Lake City and again in 2010 in Vancouver. In international competition, Niedermayer also won gold with Canada at the 1991 World Junior Championships, the 2004 World Cup and the 2004 World Championships.



Pete Peeters **Goaltending Consultant**

Pete Peeters has served four seasons as the Anaheim Ducks goaltending consultant, helping the club to the postseason in 2011 and 2013.

Before joining the Ducks on July 28, 2009, Peeters served as Goaltending Coach for the Edmonton Oilers from 2001-09. During his tenure, he helped Dwayne Roloson backstop the Oilers to a Stanley Cup Final appearance in 2006. Prior to joining Edmonton, Peeters spent four seasons as Goaltending Coach for the Winnipeg Jets/Phoenix Coyotes from 1993-97.

The Edmonton, Alberta native captured the Vezina Trophy as the NHL's best goaltender for the 1982-83 season. He won the trophy as part of a career year with Boston in which he placed second in Hart Trophy (league MVP) balloting behind Wayne Gretzky. He also recorded a league-leading 40 wins and a 2.36 GAA that season. In his first full NHL season in 1979-80, Peeters earned a 29-5-5 record, helping the Philadelphia Flyers to a 35-game undefeated streak, which is the longest in NHL history. That same year, he helped the Flyers advance to the Stanley Cup Final, falling to the New York Islanders in six games. In his 13-year career (1978-91), Peeters appeared in 489 career games with Philadelphia, Boston and Washington, recording a 246-155-51 mark with a 3.08 GAA. He was also a four-time All-Star, appearing in the mid-season classic in 1980, 1981, 1983 and 1984.

Peeters was selected by Philadelphia in the eighth round (135th overall) of the 1977 NHL Entry Draft. He represented the Canada Cup-winning Canadian squad in 1984, going 3-1-0 with a 3.33 GAA in four games. Pete and his wife, Laurie, have two sons, one daughter and one granddaughter. The Peeters family resides in Edmonton.



Joe Piscotty **Video Coordinator**

Joe Piscotty concluded his first full season serving as the club's video coordinator in 2012-13. He was named to his post on Dec. 2, 2011. He originally joined the Anaheim Ducks prior to the 2010-11 season as video scouting analyst, assisting hockey operations with special projects.

Previously, Piscotty (29) worked with the University of Michigan's hockey team from 2006-08, serving as a graduate student manager under head coach Red Berenson. He was with the Wolverines when the club advanced to the Frozen Four in 2008. While at Michigan, Piscotty also earned a Master's in Sports Management.

In addition, Piscotty served as hockey operations assistant for the University of Denver's men's squad from 2008-10. He also completed his time at Denver with a Master's degree in Business Administration (MBA). A native of Huntington Beach, CA, Piscotty earned his Bachelor's degree in Business Administration from the University of Las Vegas, Nevada in 2006. While in Las Vegas for undergraduate studies, Joe enrolled in a mentoring program with the ECHL's Las Vegas Wranglers (2004-05), learning various aspects of the business during the year-long program.

Joe and his wife, Carrie, reside in Irvine.



55 BRYAN ALLEN

Defenseman



Shoots: Left **Height:** 6-5 **Weight:** 229 **Age:** 32; turns 33 on Aug. 21, 2013
Born: Aug. 21, 1980; Kingston, Ontario **Hometown:** Kingston, Ontario
Acquired: Signed as a free agent, July 1, 2012
Drafted: By Vancouver in the first round (fourth overall) of the 1998 NHL Entry Draft

2012-13 Statistics

Home: 20, 0-3=3, -3
 Road: 21, 0-3=3, +4
Total: 41, 0-6=6, +1

| STATS | GP | G | A | Pts | PIM | PPG | SHG | GWG | Shots | Shot% |
|-----------|----------|-------------|----------|------|-----------|-----------|---------------|-----|-------|-------|
| Season | 41 | 0 | 6 | 6 | 34 | 0 | 0 | 0 | 28 | 0.0 |
| Career | 641 | 29 | 95 | 124 | 758 | 1 | 1 | 5 | 625 | 4.6 |
| REAL TIME | | | | | | | | | | |
| TOI | TOI/Game | Faceoff W-L | FO Win % | Hits | Takeaways | Giveaways | Blocked Shots | +/- | | |
| 768:17 | 18:44 | 0-0 | 0.0 | 63 | 4 | 22 | 66 | +1 | | |

Playoff Experience: Has appeared in the Stanley Cup Playoffs on three occasions (all with Vancouver)...appeared in four contests in Vancouver's seven-game Conference Quarterfinal series vs. Calgary in 2004...logged a playoff high 24:48 TOI in Vancouver's triple OT win to force a Game 7 on Apr. 17, 2004 @ CGY in Game 6 of the CQF...appeared in one contest during Vancouver's Conference Quarterfinal series vs. St. Louis...made his postseason debut with Vancouver in the club's Conference Quarterfinal series vs. Colorado in 2001...appeared in Game 3 (Apr. 16) and Game 4 (Apr. 18) as the Canucks were swept by the Avalanche.

2012-13 Regular Season: Appeared in his 12th NHL season and first with Anaheim, collecting 0-6=6 points with 34 PIM and a +1 rating in 41 contests...ranked third on the club in blocked shots (66) and sixth in PIM (34)...made his Ducks debut on Jan. 19 @ VAN going scoreless in 21:09 TOI...earned his first point as a Duck (assist) in Anaheim's 7-4 win, Feb. 2 vs. LA...also picked up a season-high seven PIM the contest (including a fighting major vs. Jordan Nolan)...registered a season-high four shots on net, Feb. 15 @ DET...picked up an assist on Matt Beleskey's goal in a 3-2 SO win, Feb. 16 @ NSH...was a season-best +2 on the night, Mar. 1 vs. MIN...had a season-best two-game assist streak (0-2=2), Mar. 16-18.

CAREER STATISTICS

| Season | Team | League | REGULAR SEASON | | | | | | | PLAYOFFS | | | | |
|------------|-------------|--------|----------------|----|----|-----|-----|-----|----|----------|---|---|-----|--|
| | | | GP | G | A | P | PIM | +/- | GP | G | A | P | PIM | |
| 1996-97 | Oshawa | OHL | 60 | 2 | 4 | 6 | 76 | - | 18 | 1 | 3 | 4 | 26 | |
| 1997-98 | Oshawa | OHL | 48 | 6 | 13 | 19 | 126 | - | 5 | 0 | 5 | 5 | 18 | |
| 1998-99 | Oshawa | OHL | 37 | 7 | 15 | 22 | 77 | +14 | 15 | 0 | 3 | 3 | 26 | |
| 1999-00 | Oshawa | OHL | 3 | 0 | 2 | 2 | 12 | +1 | 3 | 0 | 0 | 0 | 1 | |
| | Syracuse | AHL | 9 | 1 | 1 | 2 | 11 | 0 | 2 | 0 | 0 | 0 | 2 | |
| 2000-01 | VANCOUVER | NHL | 6 | 0 | 0 | 0 | 0 | 0 | 2 | 0 | 0 | 0 | 2 | |
| | Kansas City | IHL | 75 | 5 | 20 | 25 | 99 | -15 | - | - | - | - | - | |
| 2001-02 | VANCOUVER | NHL | 11 | 0 | 0 | 0 | 6 | +1 | - | - | - | - | - | |
| | Manitoba | AHL | 68 | 7 | 18 | 25 | 121 | +1 | 5 | 0 | 1 | 1 | 8 | |
| 2002-03 | VANCOUVER | NHL | 48 | 5 | 3 | 8 | 73 | +8 | 1 | 0 | 0 | 0 | 2 | |
| | Manitoba | AHL | 7 | 0 | 1 | 1 | 4 | +3 | - | - | - | - | - | |
| 2003-04 | VANCOUVER | NHL | 74 | 2 | 5 | 7 | 94 | -10 | 4 | 0 | 0 | 0 | 2 | |
| 2004-05 | Voskresensk | Russia | 19 | 0 | 3 | 3 | 34 | - | - | - | - | - | - | |
| 2005-06 | VANCOUVER | NHL | 77 | 7 | 10 | 17 | 115 | +4 | - | - | - | - | - | |
| 2006-07 | FLORIDA | NHL | 82 | 4 | 21 | 25 | 112 | +7 | - | - | - | - | - | |
| 2007-08 | FLORIDA | NHL | 73 | 2 | 14 | 16 | 67 | +5 | - | - | - | - | - | |
| 2008-09 | FLORIDA | NHL | 2 | 0 | 1 | 1 | 0 | +2 | - | - | - | - | - | |
| 2009-10 | FLORIDA | NHL | 74 | 4 | 9 | 13 | 99 | -8 | - | - | - | - | - | |
| 2010-11 | FLORIDA | NHL | 53 | 4 | 8 | 12 | 63 | -5 | - | - | - | - | - | |
| | CAROLINA | NHL | 19 | 0 | 5 | 5 | 19 | +4 | - | - | - | - | - | |
| 2011-12 | CAROLINA | NHL | 82 | 1 | 13 | 14 | 76 | -1 | - | - | - | - | - | |
| 2012-13 | ANAHEIM | NHL | 41 | 0 | 6 | 6 | 34 | +1 | - | - | - | - | - | |
| NHL Totals | | | 641 | 29 | 95 | 124 | 758 | +1 | 7 | 0 | 0 | 0 | 6 | |

Playoff Career Highs

Goals: None
Assists: None
Points: None
SOG: 1, Apr. 17, 2004 w/VAN @ CGY, CQF Game 6
PIM: 2, three times (last: Apr. 13, 2004 w/VAN @ CGY, CQF Game 5)
Plus/Minus: +1, two times (last: Apr. 17, 2004 w/VAN @ CGY, CQF Game 6)
TOI: 24:48, Apr. 17, 2004 w/VAN @ CGY, CQF Game 6

2012-13 Single Game Highs

Goals: None
Assists: 1, six times (last: Apr. 5 vs. DAL)
Points: 1, six times (last: Apr. 5 vs. DAL; 0-1=1)
PIM: 7, Feb. 2 vs. LA
TOI: 23:32, Apr. 10 vs. COL
Shots: 4, Feb. 15 @ DET
Plus/Minus: +2, two times (last: Apr. 22 @ EDM)
Goal Streak: None
Assist Streak: Two games, Mar. 16-18 (0-2=2)
Point Streak: Two games, Mar. 16-18 (0-2=2)
Penalty Shots: None
 *career high; #ties career high



55 BRYAN ALLEN

Defenseman

| Game | GP | Goals | Assists | Points | PIM | PP | SH | GWG | Shots | +/- | TOI |
|-----------------|-----------------|----------|----------|----------|-----------|----------|----------|----------|-----------|----------|---------------|
| Jan. 19 @ VAN | 1 | 0 | 0 | 0 | 0 | 0 | 0 | 0 | 0 | 0 | 21:09 |
| Jan. 21 @ CGY | 1 | 0 | 0 | 0 | 2 | 0 | 0 | 0 | 1 | 0 | 19:37 |
| Jan. 25 vs. VAN | 1 | 0 | 0 | 0 | 2 | 0 | 0 | 0 | 0 | -1 | 20:59 |
| Jan. 26 vs. NSH | 1 | 0 | 0 | 0 | 2 | 0 | 0 | 0 | 1 | 1 | 18:56 |
| Jan. 29 @ SJ | 1 | 0 | 0 | 0 | 0 | 0 | 0 | 0 | 0 | 0 | 18:55 |
| Feb. 1 vs. MIN | 1 | 0 | 0 | 0 | 0 | 0 | 0 | 0 | 0 | 0 | 21:38 |
| Feb. 2 vs. LA | 1 | 0 | 1 | 1 | 7 | 0 | 0 | 0 | 1 | 1 | 16:19 |
| Feb. 4 vs. SJ | 1 | 0 | 0 | 0 | 6 | 0 | 0 | 0 | 1 | -1 | 16:32 |
| Feb. 6 @ COL | 1 | 0 | 0 | 0 | 0 | 0 | 0 | 0 | 0 | 0 | 18:54 |
| Feb. 8 @ DAL | 1 | 0 | 0 | 0 | 0 | 0 | 0 | 0 | 1 | 0 | 15:24 |
| Feb. 9 @ STL | 1 | 0 | 0 | 0 | 0 | 0 | 0 | 0 | 1 | -1 | 16:27 |
| Feb. 12 @ CHI | 1 | 0 | 0 | 0 | 0 | 0 | 0 | 0 | 1 | 0 | 18:12 |
| Feb. 15 @ DET | 1 | 0 | 0 | 0 | 0 | 0 | 0 | 0 | 4 | 1 | 19:49 |
| Feb. 16 @ NSH | 1 | 0 | 1 | 1 | 0 | 0 | 0 | 0 | 0 | 1 | 21:06 |
| Feb. 18 vs. CBJ | 1 | 0 | 0 | 0 | 0 | 0 | 0 | 0 | 2 | -1 | 15:49 |
| Feb. 24 vs. COL | 1 | 0 | 0 | 0 | 0 | 0 | 0 | 0 | 1 | 0 | 17:22 |
| Feb. 25 @ LA | 1 | 0 | 0 | 0 | 0 | 0 | 0 | 0 | 1 | -1 | 18:44 |
| Feb. 27 vs. NSH | 1 | 0 | 0 | 0 | 2 | 0 | 0 | 0 | 1 | 1 | 17:44 |
| Mar. 1 vs. MIN | 1 | 0 | 0 | 0 | 0 | 0 | 0 | 0 | 0 | 2 | 18:01 |
| Mar. 2 @ PHX | Healthy Scratch | | | | | | | | | | |
| Mar. 4 @ PHX | Healthy Scratch | | | | | | | | | | |
| Mar. 6 vs. PHX | Scratched - Flu | | | | | | | | | | |
| Mar. 8 vs. CGY | Scratched - Flu | | | | | | | | | | |
| Mar. 10 vs. STL | Scratched - Flu | | | | | | | | | | |
| Mar. 12 @ MIN | 1 | 0 | 0 | 0 | 2 | 0 | 0 | 0 | 0 | 1 | 17:56 |
| Mar. 14 @ DAL | 1 | 0 | 0 | 0 | 0 | 0 | 0 | 0 | 0 | 0 | 22:25 |
| Mar. 16 @ STL | 1 | 0 | 1 | 1 | 0 | 0 | 0 | 0 | 2 | 0 | 19:59 |
| Mar. 18 vs. SJ | 1 | 0 | 1 | 1 | 2 | 0 | 0 | 0 | 0 | 0 | 18:47 |
| Mar. 20 vs. CHI | 1 | 0 | 0 | 0 | 0 | 0 | 0 | 0 | 0 | 1 | 20:09 |
| Mar. 22 vs. DET | 1 | 0 | 0 | 0 | 0 | 0 | 0 | 0 | 0 | -3 | 18:19 |
| Mar. 24 vs. DET | Healthy Scratch | | | | | | | | | | |
| Mar. 25 vs. SJ | 1 | 0 | 0 | 0 | 0 | 0 | 0 | 0 | 0 | -3 | 16:05 |
| Mar. 27 @ SJ | 1 | 0 | 0 | 0 | 5 | 0 | 0 | 0 | 0 | -1 | 17:29 |
| Mar. 29 @ CHI | 1 | 0 | 0 | 0 | 0 | 0 | 0 | 0 | 0 | 0 | 18:14 |
| Mar. 31 @ CBJ | 1 | 0 | 1 | 1 | 0 | 0 | 0 | 0 | 2 | 1 | 19:59 |
| Apr. 1 @ DAL | 1 | 0 | 0 | 0 | 2 | 0 | 0 | 0 | 2 | 0 | 19:52 |
| Apr. 3 vs. DAL | 1 | 0 | 0 | 0 | 0 | 0 | 0 | 0 | 0 | -2 | 20:01 |
| Apr. 5 vs. DAL | 1 | 0 | 1 | 1 | 0 | 0 | 0 | 0 | 0 | 1 | 18:22 |
| Apr. 7 vs. LA | 1 | 0 | 0 | 0 | 0 | 0 | 0 | 0 | 0 | 1 | 18:46 |
| Apr. 8 vs. EDM | 1 | 0 | 0 | 0 | 0 | 0 | 0 | 0 | 0 | 1 | 19:36 |
| Apr. 10 vs. COL | 1 | 0 | 0 | 0 | 0 | 0 | 0 | 0 | 0 | 0 | 23:32 |
| Apr. 13 @ LA | 1 | 0 | 0 | 0 | 0 | 0 | 0 | 0 | 0 | 1 | 20:53 |
| Apr. 17 vs. CBJ | 1 | 0 | 0 | 0 | 0 | 0 | 0 | 0 | 0 | 0 | 16:30 |
| Apr. 19 @ CGY | 1 | 0 | 0 | 0 | 2 | 0 | 0 | 0 | 1 | 0 | 16:18 |
| Apr. 21 @ EDM | 1 | 0 | 0 | 0 | 0 | 0 | 0 | 0 | 1 | 0 | 15:17 |
| Apr. 22 @ EDM | 1 | 0 | 0 | 0 | 0 | 0 | 0 | 0 | 0 | 2 | 19:50 |
| Apr. 25 @ VAN | Healthy Scratch | | | | | | | | | | |
| Apr. 27 vs. PHX | 1 | 0 | 0 | 0 | 0 | 0 | 0 | 0 | 1 | -1 | 18:21 |
| Totals | 41 | 0 | 6 | 6 | 34 | 0 | 0 | 0 | 25 | 1 | 768:17 |



23 FRANCOIS BEAUCHEMIN

Defenseman



Shoots: Left **Height:** 6-1 **Weight:** 207 **Age:** 32; turns 33 on June 4, 2013
Born: June 4, 1980; Sorel, Quebec **Hometown:** Sorel, Quebec
Acquired: From Toronto in exchange for Joffrey Lupul, Jake Gardiner and a conditional fourth-round selection in the 2013 NHL Entry Draft, Feb. 9, 2011
Drafted: By Montreal in the third round (75th overall) of the 1998 NHL Entry Draft

2012-13 Statistics

Home: 24, 4-10=14, +8
 Road: 24, 2-8=10, +11
Total: 48, 6-18=24, +19

| STATS | GP | G | A | Pts | PIM | PPG | SHG | GWG | Shots | Shot% |
|--------|-----|----|-----|-----|-----|-----|-----|-----|-------|-------|
| Season | 48 | 6 | 18 | 24 | 19 | 1 | 0 | 0 | 74 | 8.1 |
| Career | 539 | 45 | 134 | 179 | 307 | 15 | 0 | 9 | 944 | 4.8 |

| REAL TIME | | | | | | | | | | |
|-----------|----------|---------|-----|----------|------|-----------|-----------|---------|-------|-----|
| TOI | TOI/Game | Faceoff | W-L | FO Win % | Hits | Takeaways | Giveaways | Blocked | Shots | +/- |
| 1125:59 | 23:27 | 0-0 | | 0.0 | 81 | 17 | 35 | 111 | | +19 |

Playoff Experience: This marks his sixth career postseason appearance (all with Anaheim)...has previously appeared in five postseason runs, including 2011 and 2006-09...won his first Stanley Cup with Anaheim in 2007...enters the 2013 postseason ranked 11th on the Ducks' all-time postseason scoring list and third among franchise defensemen with 8-12=20 points...also ranks first among team defensemen and fifth overall in career playoff appearances (61)...made his fifth career postseason appearance in the club's CQF series vs. NSH...collected two assists for his fourth career multi-assist contest in Game 2 of the CQF, Apr. 15 vs. NSH...appeared in each of Anaheim's 13 playoff games in 2009 vs. SJ and DET...scored one goal with a +1 rating with 15 PIM...collected his eighth career postseason goal in the decisive Game 6 win vs. SJ on Apr. 27 at Honda Center...appeared in all six of Anaheim's CQF games vs. Dallas in 2008...went scoreless with 26 PIM...played in 20 of Anaheim's 21 postseason contests in 2007...finished tied for third in the NHL in PPG (4) and third in avg. TOI (30:33)...established a career high for goals in a postseason (previously three in 2006)...scored a PPG in the series-clinching Game 5 of the SCF, June 6 vs. OTT...earned two assists in Game 4 of the WCF, May 17 vs. DET...scored two PPG in Game 2 of the CQF on Apr. 13 vs. MIN, marking the third time in club history a Ducks defenseman scored two goals in a playoff game...the other Ducks defensemen to score two goals in a playoff game were J.J. Daigneault, who did so in Game 2 of the CQF on Apr. 18, 1997 vs. PHX and Chris Pronger, who scored two PPG in Game 3 of the CQF on Apr. 15 @ DAL...in 2006, appeared in his first Stanley Cup Playoffs...scored 3-6=9 points in 16 postseason games with the Ducks, leading all NHL rookie defensemen...tied for first on Ducks in rookie scoring (also Dustin Penner)...scored a goal in Game 5 of the WCF, May 27 vs. EDM...collected two assists in Game 1 of the CSF, May 5 vs. COL...collected two assists in Game 5 of the CQF, Apr. 29 @ CGY...had a two-game point streak (2-1=3 points), Apr. 23-25...scored two PPG in Game 4 of the CQF, Apr. 25 vs. CGY, setting a club record for goals in a playoff game by a rookie...scored his first career Stanley Cup Playoff point in Game 2 of the CQF, Apr. 23 @ CGY.

2012-13 Regular Season: Appeared in his eighth full NHL season, his seventh with Anaheim...collected 6-18=24 points, marking his second-highest point total through 48 games in his career (25 points through 48 in 2005-06)...finished the season tied for 11th among NHL leaders in overall plus/minus (+19) and tied for 12th in plus/minus on the road (+11)...also ranked 11th in the league in blocked shots (111)...led Anaheim in avg. TOI (23:27), defensemen scoring and blocked shots, and co-led in plus/minus...paced Ducks skaters in TOI in 38 of his 48 appearances...was one of three Anaheim players to appear in all 48 regular season games...finished the season with his Iron Man streak at 159 consecutive games dating to Feb. 11, 2011 @ CGY...in the club's season finale on Apr. 27 vs. PHX, scored his 38th career goal as a Duck and surpassed Fredrik Olausson for sole possession of third on the club's all-time goals list for defensemen...recorded his fourth career multi-goal game (2-0=2) and matched his career high in goals in a 5-3 win, Mar. 18 vs. SJ...posted his fourth career game with three-or-more assists (0-3=3, +2), Mar. 10 vs. STL...collected 1-11=12 points (+11) in February, co-leading all NHL blueliners (also PIT's Martin & DET's Kronwall)...strung together a season-high three-game point/assist streak (0-6=6), Feb. 24-27...sparked the streak with a career-high 0-4=4 assists (also career high for points) to lead Anaheim to a 4-3 overtime win, Feb. 24 vs. COL...logged a season-high 27:23 TOI on Feb. 12 @ CHI, the most ice time for any Anaheim player in 2012-13...scored his second goal of the season in his 500th career game, Feb. 6 @ COL...was credited with a season-high six shots on net in a 3-1 win on Feb. 1 vs. MIN, falling one shy of his career best.

| CAREER STATISTICS | | | | | | | | | | | | | |
|-----------------------|-------------------|------------|----------------|-----------|------------|------------|------------|------------|-----------|----------|-----------|-----------|-----------|
| Season | Team | League | REGULAR SEASON | | | | | | PLAYOFFS | | | | |
| | | | GP | G | A | P | PIM | +/- | GP | G | A | P | PIM |
| 1996-97 | Laval Titan | QMJHL | 66 | 7 | 21 | 28 | 132 | - | 3 | 0 | 0 | 0 | 2 |
| 1997-98 | Laval Titan | QMJHL | 70 | 12 | 35 | 47 | 132 | - | 16 | 1 | 3 | 4 | 23 |
| 1998-99 | Acadie-Bathurst | QMJHL | 31 | 4 | 17 | 21 | 53 | - | 23 | 2 | 16 | 18 | 55 |
| 1999-00 | Acadie-Bathurst | QMJHL | 38 | 11 | 36 | 47 | 64 | - | - | - | - | - | - |
| | Moncton Wildcats | QMJHL | 33 | 8 | 31 | 39 | 35 | - | 16 | 2 | 11 | 13 | 14 |
| 2000-01 | Quebec Citadelles | AHL | 56 | 3 | 6 | 9 | 44 | - | - | - | - | - | - |
| 2001-02 | Quebec Citadelles | AHL | 56 | 8 | 11 | 19 | 88 | - | 3 | 0 | 1 | 1 | 0 |
| | Mississippi | ECHL | 7 | 1 | 3 | 4 | 2 | - | - | - | - | - | - |
| 2002-03 | MONTREAL | NHL | 1 | 0 | 0 | 0 | 0 | -1 | - | - | - | - | - |
| | Hamilton | AHL | 75 | 7 | 21 | 28 | 92 | - | 23 | 1 | 9 | 10 | 16 |
| 2003-04 | Hamilton | AHL | 77 | 9 | 27 | 36 | 57 | - | 10 | 2 | 4 | 6 | 18 |
| 2004-05 | Syracuse Crunch | AHL | 72 | 3 | 27 | 30 | 55 | - | - | - | - | - | - |
| 2005-06 | COLUMBUS | NHL | 11 | 0 | 2 | 2 | 11 | -6 | - | - | - | - | - |
| | ANAHEIM | NHL | 61 | 8 | 26 | 34 | 41 | +8 | 16 | 3 | 6 | 9 | 11 |
| 2006-07 | ANAHEIM | NHL | 71 | 7 | 21 | 28 | 49 | +7 | 20 | 4 | 4 | 8 | 16 |
| 2007-08 | ANAHEIM | NHL | 82 | 2 | 19 | 21 | 59 | -9 | 6 | 0 | 0 | 0 | 26 |
| 2008-09 | ANAHEIM | NHL | 20 | 4 | 1 | 5 | 12 | -3 | 13 | 1 | 0 | 1 | 1 |
| 2009-10 | TORONTO | NHL | 82 | 5 | 21 | 26 | 33 | -13 | - | - | - | - | - |
| 2010-11 | TORONTO | NHL | 54 | 2 | 10 | 12 | 16 | -4 | - | - | - | - | - |
| | ANAHEIM | NHL | 27 | 3 | 2 | 5 | 16 | -4 | 6 | 0 | 2 | 2 | 2 |
| 2011-12 | ANAHEIM | NHL | 82 | 8 | 14 | 22 | 48 | -14 | - | - | - | - | - |
| 2012-13 | ANAHEIM | NHL | 48 | 6 | 18 | 24 | 22 | +19 | - | - | - | - | - |
| NHL Totals | | | 539 | 45 | 134 | 179 | 307 | -20 | 61 | 8 | 12 | 20 | 70 |
| Anaheim Totals | | | 391 | 38 | 101 | 139 | 247 | +4 | 61 | 8 | 12 | 20 | 70 |


Playoff Single Game Career Highs

Goals: 2, two times (last: Apr. 13, 2007 vs. MIN, CQF Game 2)
Assists: 2, four times (last: Apr. 15, 2011 vs. NSH, CQF Game 2)
Points: 2, six times (last: Apr. 15, 2011 vs. NSH, CQF Game 2; 0-2=2)
SOG: 6, May 3, 2007 vs. VAN, CSF Game 5
PIM: 10, two times (last: Apr. 18, 2008 vs. DAL, CQF Game 5)
Plus/Minus: +3, two times (last: May 13, 2007 @ DET, WCF Game 2)
TOI: 41:14, Apr. 27, 2007 vs. VAN, CSF Game 2

2012-13 Single Game Highs

Goals: 2, Mar. 18 vs. SJ
***Assists:** 4, Feb. 24 vs. COL
***Points:** 4, Feb. 24 vs. COL (0-4=4)
PIM: 2, 11 times (last: Apr. 22 @ EDM)
TOI: 27:23, Feb. 12 @ CHI
Shots: 6, Feb. 1 vs. MIN
Plus/Minus: +3, two times (last: Mar. 10 vs. STL)
Goal Streak: None
Assist Streak: Three games, Feb. 24-27 (0-6=6)
Point Streak: Three games, Feb. 24-27 (0-6=6)
Penalty Shots: None
 *career high, #ties career high

| Game | GP | Goals | Assists | Points | PIM | PP | SH | GWG | Shots | +/- | TOI |
|-----------------|-----------|----------|-----------|-----------|-----------|----------|----------|----------|-----------|-----------|----------------|
| Jan. 19 @ VAN | 1 | 0 | 0 | 0 | 0 | 0 | 0 | 0 | 2 | 2 | 22:24 |
| Jan. 21 @ CGY | 1 | 0 | 0 | 0 | 0 | 0 | 0 | 0 | 0 | 1 | 21:35 |
| Jan. 25 vs. VAN | 1 | 0 | 0 | 0 | 2 | 0 | 0 | 0 | 1 | -1 | 22:12 |
| Jan. 26 vs. NSH | 1 | 0 | 0 | 0 | 0 | 0 | 0 | 0 | 0 | -1 | 21:45 |
| Jan. 29 @ SJ | 1 | 1 | 0 | 1 | 0 | 0 | 0 | 0 | 1 | 1 | 22:12 |
| Feb. 1 vs. MIN | 1 | 0 | 0 | 0 | 0 | 0 | 0 | 0 | 6 | 0 | 24:15 |
| Feb. 2 vs. LA | 1 | 0 | 0 | 0 | 2 | 0 | 0 | 0 | 0 | 1 | 26:32 |
| Feb. 4 vs. SJ | 1 | 0 | 1 | 1 | 2 | 0 | 0 | 0 | 1 | 1 | 23:16 |
| Feb. 6 @ COL | 1 | 1 | 0 | 1 | 0 | 0 | 0 | 0 | 2 | 2 | 24:02 |
| Feb. 8 @ DAL | 1 | 0 | 0 | 0 | 0 | 0 | 0 | 0 | 0 | 0 | 23:55 |
| Feb. 9 @ STL | 1 | 0 | 2 | 2 | 0 | 0 | 0 | 0 | 1 | 3 | 26:11 |
| Feb. 12 @ CHI | 1 | 0 | 1 | 1 | 2 | 0 | 0 | 0 | 3 | 1 | 27:23 |
| Feb. 15 @ DET | 1 | 0 | 0 | 0 | 0 | 0 | 0 | 0 | 0 | 3 | 22:20 |
| Feb. 16 @ NSH | 1 | 0 | 1 | 1 | 0 | 0 | 0 | 0 | 1 | 1 | 25:05 |
| Feb. 18 vs. CBJ | 1 | 0 | 0 | 0 | 0 | 0 | 0 | 0 | 2 | 0 | 24:17 |
| Feb. 24 vs. COL | 1 | 0 | 4 | 4 | 0 | 0 | 0 | 0 | 3 | 1 | 25:58 |
| Feb. 25 @ LA | 1 | 0 | 1 | 1 | 0 | 0 | 0 | 0 | 3 | -2 | 25:12 |
| Feb. 27 vs. NSH | 1 | 0 | 1 | 1 | 0 | 0 | 0 | 0 | 2 | 0 | 19:13 |
| Mar. 1 vs. MIN | 1 | 0 | 0 | 0 | 2 | 0 | 0 | 0 | 1 | -1 | 20:43 |
| Mar. 2 @ PHX | 1 | 0 | 0 | 0 | 0 | 0 | 0 | 0 | 3 | 0 | 25:58 |
| Mar. 4 @ PHX | 1 | 0 | 0 | 0 | 0 | 0 | 0 | 0 | 1 | 0 | 24:33 |
| Mar. 6 vs. PHX | 1 | 0 | 0 | 0 | 0 | 0 | 0 | 0 | 3 | 1 | 24:26 |
| Mar. 8 vs. CGY | 1 | 0 | 0 | 0 | 0 | 0 | 0 | 0 | 0 | 2 | 18:05 |
| Mar. 10 vs. STL | 1 | 0 | 3 | 3 | 0 | 0 | 0 | 0 | 0 | 2 | 24:27 |
| Mar. 12 @ MIN | 1 | 0 | 0 | 0 | 0 | 0 | 0 | 0 | 1 | 0 | 24:26 |
| Mar. 14 @ DAL | 1 | 0 | 0 | 0 | 2 | 0 | 0 | 0 | 5 | 0 | 24:56 |
| Mar. 16 @ STL | 1 | 0 | 0 | 0 | 0 | 0 | 0 | 0 | 0 | 0 | 23:09 |
| Mar. 18 vs. SJ | 1 | 2 | 0 | 2 | 0 | 0 | 0 | 0 | 3 | 2 | 20:09 |
| Mar. 20 vs. CHI | 1 | 0 | 0 | 0 | 0 | 0 | 0 | 0 | 2 | 2 | 22:09 |
| Mar. 22 vs. DET | 1 | 0 | 0 | 0 | 0 | 0 | 0 | 0 | 0 | -1 | 19:25 |
| Mar. 24 vs. DET | 1 | 0 | 0 | 0 | 2 | 0 | 0 | 0 | 1 | 0 | 23:04 |
| Mar. 25 vs. SJ | 1 | 1 | 0 | 1 | 0 | 0 | 0 | 0 | 2 | 1 | 24:26 |
| Mar. 27 @ SJ | 1 | 0 | 0 | 0 | 0 | 0 | 0 | 0 | 1 | -1 | 22:50 |
| Mar. 29 @ CHI | 1 | 0 | 2 | 2 | 2 | 0 | 0 | 0 | 3 | 2 | 24:12 |
| Mar. 31 @ CBJ | 1 | 0 | 0 | 0 | 0 | 0 | 0 | 0 | 1 | -1 | 22:27 |
| Apr. 1 @ DAL | 1 | 0 | 0 | 0 | 2 | 0 | 0 | 0 | 1 | 1 | 24:32 |
| Apr. 3 vs. DAL | 1 | 0 | 0 | 0 | 0 | 0 | 0 | 0 | 0 | 1 | 20:45 |
| Apr. 5 vs. DAL | 1 | 0 | 0 | 0 | 0 | 0 | 0 | 0 | 4 | 0 | 24:58 |
| Apr. 7 vs. LA | 1 | 0 | 0 | 0 | 0 | 0 | 0 | 0 | 0 | 0 | 25:42 |
| Apr. 8 vs. EDM | 1 | 0 | 0 | 0 | 0 | 0 | 0 | 0 | 1 | 1 | 25:25 |
| Apr. 10 vs. COL | 1 | 0 | 1 | 1 | 0 | 0 | 0 | 0 | 3 | -1 | 24:56 |
| Apr. 13 @ LA | 1 | 0 | 0 | 0 | 2 | 0 | 0 | 0 | 2 | 0 | 24:04 |
| Apr. 17 vs. CBJ | 1 | 0 | 0 | 0 | 0 | 0 | 0 | 0 | 2 | -1 | 23:45 |
| Apr. 19 @ CGY | 1 | 0 | 0 | 0 | 0 | 0 | 0 | 0 | 1 | -2 | 25:38 |
| Apr. 21 @ EDM | 1 | 0 | 0 | 0 | 0 | 0 | 0 | 0 | 0 | 0 | 23:39 |
| Apr. 22 @ EDM | 1 | 0 | 1 | 1 | 2 | 0 | 0 | 0 | 1 | 0 | 22:35 |
| Apr. 25 @ VAN | 1 | 0 | 0 | 0 | 0 | 0 | 0 | 0 | 1 | 0 | 23:08 |
| Apr. 27 vs. PHX | 1 | 1 | 0 | 1 | 0 | 1 | 0 | 0 | 3 | -1 | 19:40 |
| Totals | 48 | 6 | 18 | 24 | 22 | 1 | 0 | 0 | 74 | 19 | 1125:59 |



39 MATT BELESKEY

Left Wing



Shoots: Left **Height:** 6-0 **Weight:** 198 **Age:** 24; turns 25 on June 7, 2013
Born: June 7, 1988; Windsor, Ontario **Hometown:** Barrie, Ontario
Drafted: By Anaheim in the fourth round (112th overall) of the 2006 NHL Entry Draft

2012-13 Statistics

Home: 22, 2-3=5, +3
 Road: 20, 6-2=8, -1
Total: 42, 8-5=13, +2

| STATS | GP | G | A | Pts | PIM | PPG | SHG | GWG | Shots | Shot% |
|--------|-----|----|----|-----|-----|-----|-----|-----|-------|-------|
| Season | 42 | 8 | 5 | 13 | 56 | 2 | 0 | 1 | 61 | 13.1 |
| Career | 209 | 26 | 30 | 56 | 199 | 2 | 0 | 4 | 317 | 8.2 |

| REAL TIME | | | | | | | | | | |
|-----------|----------|-------------|----------|------|-----------|-----------|---------------|-----|--|--|
| TOI | TOI/Game | Faceoff W-L | FO Win % | Hits | Takeaways | Giveaways | Blocked Shots | +/- | | |
| 504:41 | 12:00 | 6-13 | 31.6 | 103 | 8 | 11 | 16 | +2 | | |

Playoff Experience: Made his Stanley Cup Playoffs debut with Anaheim in 2011...appeared in all six CQF games vs. NSH, scoring his first career postseason goal in Game 3, Apr. 17 @ Bridgestone Arena...made his Stanley Cup Playoffs debut in Game 1 of the CQF on Apr. 13 vs. NSH, recording 10:42 TOI.

2012-13 Regular Season: Appeared in his fifth NHL season, scoring 8-5=13 points with a +2 rating and 56 PIM in 42 contests...his .19 goals-per-game average and .31 points-per-game average were career highs...among Anaheim leaders, led the club in hits (103), ranked second in PIM (56) and tied for seventh in goals...earned 3-2=5 points over his last 11 contests...scored his eighth goal of the season in Anaheim's 3-1 win, Apr. 25 @ VAN...earned his fifth assist of the season, Apr. 22 @ EDM...scored his seventh goal of the season and first career PPG as part of a two-point night (1-1=2), Apr. 7 vs. LA...collected an assist in his 200th career NHL game, Apr. 3 vs. DAL...missed four contests with an upper-body injury, Mar. 25-31...went scoreless while registering a game-high five hits, Mar. 14 @ DAL...logged a season-high 17:50 TOI, Mar. 8 vs. CGY...scored his first GWG of the season with a +2 rating, Mar. 1 vs. MIN...had a career-tying three-game point streak (2-2=4), Feb. 15-18 (fourth, last: Dec. 2-6, 2011; 0-3=3)...scored a goal in his second consecutive game, Feb. 16 @ NSH...scored his second goal of the season as the first of two multi-point games this season (1-1=2), Feb. 16 @ NSH...registered a season-best and game-high eight hits, Feb. 1 vs. MIN...scored Anaheim's second goal, his first of the season, Jan. 29 @ SJ...registered a career-high 12 PIM, Jan. 25 vs. VAN...played in England during the lockout, scoring 12-21-33 points with 39 PIM in 26 games with Coventry of the British Elite Ice Hockey League.

| CAREER STATISTICS | | | | | | | | | | | | | |
|-------------------|-------------|---------|----------------|----|----|----|-----|-----|----------|----|----|----|-----|
| Season | Team | League | REGULAR SEASON | | | | | | PLAYOFFS | | | | |
| | | | GP | G | A | P | PIM | +/- | GP | G | A | P | PIM |
| 2004-05 | Belleville | OHL | 68 | 10 | 13 | 23 | 118 | -13 | 5 | 0 | 0 | 0 | 18 |
| 2005-06 | Belleville | OHL | 61 | 20 | 20 | 40 | 119 | 0 | 6 | 1 | 2 | 3 | 10 |
| 2006-07 | Belleville | OHL | 66 | 27 | 41 | 68 | 124 | +4 | 15 | 4 | 10 | 14 | 18 |
| 2007-08 | Belleville | OHL | 62 | 41 | 49 | 90 | 106 | +32 | 21 | 12 | 21 | 33 | 23 |
| 2008-09 | Iowa | AHL | 58 | 11 | 24 | 35 | 58 | -7 | - | - | - | - | - |
| | ANAHEIM | NHL | 2 | 0 | 0 | 0 | 0 | 0 | - | - | - | - | - |
| 2009-10 | San Antonio | AHL | 12 | 1 | 4 | 5 | 19 | +3 | - | - | - | - | - |
| | ANAHEIM | NHL | 60 | 11 | 7 | 18 | 35 | -10 | - | - | - | - | - |
| | Toronto | AHL | 3 | 1 | 1 | 2 | 2 | +2 | - | - | - | - | - |
| 2010-11 | ANAHEIM | NHL | 35 | 3 | 7 | 10 | 36 | -10 | - | - | - | - | - |
| | Syracuse | AHL | 27 | 11 | 13 | 14 | 24 | -3 | 6 | 1 | 0 | 1 | 0 |
| 2011-12 | ANAHEIM | NHL | 70 | 4 | 11 | 15 | 72 | -2 | - | - | - | - | - |
| 2012-13 | Coventry | England | 26 | 12 | 21 | 33 | 39 | - | - | - | - | - | - |
| | ANAHEIM | NHL | 42 | 8 | 5 | 13 | 56 | +2 | - | - | - | - | - |
| NHL Totals | | | 209 | 26 | 30 | 56 | 199 | -20 | 6 | 1 | 0 | 1 | 4 |


Playoff Career Highs

Goals: 1, Apr. 17, 2011 @ NSH, CQF Game 3
Assists: None
Points: 1, Apr. 17, 2011 @ NSH, CQF Game 3 (1-0=1)
SOG: 3, Apr. 13, 2011 vs. NSH, CQF Game 1
PIM: 4, Apr. 13, 2011 vs. NSH, CQF Game 1
Plus/Minus: +1, Apr. 20, 2011 @ NSH, CQF Game 4
TOI: 13:56, Apr. 20, 2011 @ NSH, CQF Game 4

2012-13 Single Game Highs

Goals: 1, eight times (last: Apr. 25 @ VAN)
#Assists: 1, five times (last: Apr. 22 @ EDM)
#Points: 2, two times (Apr. 7 vs. LA; 1-1=2)
***PIM:** 12, Jan. 25 vs. VAN
TOI: 17:50, Mar. 8 vs. CGY
Shots: 4, Mar. 22 vs. DET
Plus/Minus: +2, two times (last: Mar. 1 vs. MIN)
Goal Streak: Two games, Feb. 15-16 (2-0=2)
Assist Streak: None
#Point Streak: Three games, Feb. 15-18 (2-2=4)
Penalty Shots: None
 *career high; #ties career high

| Game | GP | Goals | Assists | Points | PIM | PP | SH | GWG | Shots | +/- | TOI |
|-----------------|----------------------|----------|----------|-----------|-----------|----------|----------|----------|-----------|----------|---------------|
| Jan. 19 @ VAN | 1 | 0 | 0 | 0 | 0 | 0 | 0 | 0 | 1 | 0 | 10:52 |
| Jan. 21 @ CGY | 1 | 0 | 0 | 0 | 0 | 0 | 0 | 0 | 0 | 0 | 9:07 |
| Jan. 25 vs. VAN | 1 | 0 | 0 | 0 | 12 | 0 | 0 | 0 | 0 | 0 | 8:00 |
| Jan. 26 vs. NSH | 1 | 0 | 0 | 0 | 0 | 0 | 0 | 0 | 0 | 0 | 8:56 |
| Jan. 29 @ SJ | 1 | 1 | 0 | 1 | 0 | 0 | 0 | 0 | 2 | 0 | 16:15 |
| Feb. 1 vs. MIN | 1 | 0 | 0 | 0 | 0 | 0 | 0 | 0 | 2 | -1 | 17:37 |
| Feb. 2 vs. LA | 1 | 0 | 0 | 0 | 0 | 0 | 0 | 0 | 1 | 0 | 15:43 |
| Feb. 4 vs. SJ | 1 | 0 | 0 | 0 | 5 | 0 | 0 | 0 | 2 | 0 | 7:48 |
| Feb. 6 @ COL | 1 | 0 | 0 | 0 | 0 | 0 | 0 | 0 | 0 | 0 | 11:13 |
| Feb. 8 @ DAL | 1 | 0 | 0 | 0 | 0 | 0 | 0 | 0 | 0 | 0 | 8:00 |
| Feb. 9 @ STL | 1 | 0 | 0 | 0 | 0 | 0 | 0 | 0 | 1 | 0 | 16:58 |
| Feb. 12 @ CHI | 1 | 0 | 0 | 0 | 0 | 0 | 0 | 0 | 0 | -1 | 6:40 |
| Feb. 15 @ DET | 1 | 1 | 1 | 2 | 0 | 0 | 0 | 0 | 3 | 2 | 14:15 |
| Feb. 16 @ NSH | 1 | 1 | 0 | 1 | 0 | 0 | 0 | 0 | 3 | -1 | 14:01 |
| Feb. 18 vs. CBJ | 1 | 0 | 1 | 1 | 0 | 0 | 0 | 0 | 2 | -1 | 14:22 |
| Feb. 24 vs. COL | 1 | 0 | 0 | 0 | 0 | 0 | 0 | 0 | 2 | 1 | 12:27 |
| Feb. 25 @ LA | 1 | 0 | 0 | 0 | 0 | 0 | 0 | 0 | 1 | 1 | 11:31 |
| Feb. 27 vs. NSH | 1 | 0 | 0 | 0 | 7 | 0 | 0 | 0 | 2 | 1 | 12:39 |
| Mar. 1 vs. MIN | 1 | 1 | 0 | 1 | 5 | 0 | 0 | 1 | 2 | 2 | 9:13 |
| Mar. 2 @ PHX | 1 | 0 | 0 | 0 | 0 | 0 | 0 | 0 | 2 | 0 | 14:56 |
| Mar. 4 @ PHX | 1 | 1 | 0 | 1 | 2 | 0 | 0 | 0 | 3 | 0 | 12:37 |
| Mar. 6 vs. PHX | 1 | 0 | 0 | 0 | 0 | 0 | 0 | 0 | 2 | 1 | 14:07 |
| Mar. 8 vs. CGY | 1 | 0 | 0 | 0 | 0 | 0 | 0 | 0 | 2 | 0 | 17:50 |
| Mar. 10 vs. STL | 1 | 0 | 0 | 0 | 2 | 0 | 0 | 0 | 0 | 0 | 13:28 |
| Mar. 12 @ MIN | 1 | 0 | 0 | 0 | 0 | 0 | 0 | 0 | 1 | 1 | 11:35 |
| Mar. 14 @ DAL | 1 | 0 | 0 | 0 | 2 | 0 | 0 | 0 | 0 | 0 | 14:06 |
| Mar. 16 @ STL | 1 | 0 | 0 | 0 | 2 | 0 | 0 | 0 | 2 | -1 | 14:31 |
| Mar. 18 vs. SJ | 1 | 0 | 0 | 0 | 2 | 0 | 0 | 0 | 0 | -1 | 10:08 |
| Mar. 20 vs. CHI | 1 | 0 | 0 | 0 | 0 | 0 | 0 | 0 | 0 | 0 | 10:29 |
| Mar. 22 vs. DET | 1 | 0 | 0 | 0 | 0 | 0 | 0 | 0 | 4 | -1 | 13:29 |
| Mar. 24 vs. DET | 1 | 0 | 0 | 0 | 9 | 0 | 0 | 0 | 1 | 0 | 7:49 |
| Mar. 25 vs. SJ | Injured - Upper Body | | | | | | | | | | |
| Mar. 27 @ SJ | Injured - Upper Body | | | | | | | | | | |
| Mar. 29 @ CHI | Injured - Upper Body | | | | | | | | | | |
| Mar. 31 @ CBJ | Injured - Upper Body | | | | | | | | | | |
| Apr. 1 @ DAL | 1 | 1 | 0 | 1 | 0 | 0 | 0 | 0 | 2 | 1 | 9:56 |
| Apr. 3 vs. DAL | 1 | 0 | 1 | 1 | 0 | 0 | 0 | 0 | 2 | 0 | 8:48 |
| Apr. 5 vs. DAL | 1 | 0 | 0 | 0 | 6 | 0 | 0 | 0 | 1 | 1 | 8:57 |
| Apr. 7 vs. LA | 1 | 1 | 1 | 2 | 0 | 1 | 0 | 0 | 2 | 0 | 13:31 |
| Apr. 8 vs. EDM | 1 | 0 | 0 | 0 | 2 | 0 | 0 | 0 | 2 | 0 | 10:38 |
| Apr. 10 vs. COL | 1 | 0 | 0 | 0 | 0 | 0 | 0 | 0 | 0 | 0 | 15:19 |
| Apr. 13 @ LA | 1 | 0 | 0 | 0 | 0 | 0 | 0 | 0 | 2 | 0 | 11:04 |
| Apr. 17 vs. CBJ | 1 | 0 | 0 | 0 | 0 | 0 | 0 | 0 | 1 | -1 | 10:00 |
| Apr. 19 @ CGY | 1 | 0 | 0 | 0 | 0 | 0 | 0 | 0 | 2 | -2 | 10:01 |
| Apr. 21 @ EDM | Healthy Scratch | | | | | | | | | | |
| Apr. 22 @ EDM | 1 | 0 | 1 | 1 | 0 | 0 | 0 | 0 | 3 | 1 | 11:25 |
| Apr. 25 @ VAN | 1 | 1 | 0 | 1 | 0 | 1 | 0 | 0 | 3 | 0 | 14:20 |
| Apr. 27 vs. PHX | Healthy Scratch | | | | | | | | | | |
| Totals | 42 | 8 | 5 | 13 | 56 | 2 | 0 | 1 | 61 | 2 | 504:41 |



13 NICK BONINO

Center



Shoots: Left **Height:** 6-1 **Weight:** 194 **Age:** 25; turns 26 on Apr. 20, 2014
Born: Apr. 20, 1988; Hartford, Conn. **Hometown:** Hartford, Conn.
Acquired: From San Jose with Timo Pielmeier in exchange for Kent Huskins and Travis Moen, Mar. 4, 2009
Drafted: By San Jose in the sixth round (173rd overall) of the 2007 NHL Entry Draft

2012-13 Statistics
Home: 12, 4-2=6, -2
Road: 15, 1-6=7, -1
Total: 27, 5-8=13, -3

| STATS | GP | G | A | Pts | PIM | PPG | SHG | GWG | Shots | Shot% |
|-----------|----------|-------------|----------|------|-----------|-----------|---------|-----------|-------|-------|
| Season | 27 | 5 | 8 | 13 | 8 | 1 | 0 | 0 | 37 | 13.5 |
| Career | 112 | 11 | 22 | 33 | 26 | 2 | 0 | 0 | 137 | 8.0 |
| REAL TIME | | | | | | | | | | |
| TOI | TOI/Game | Faceoff W-L | FO Win % | Hits | Takeaways | Giveaways | Blocked | Shots +/- | | |
| 428:56 | 15:57 | 138-157 | 46.8 | 11 | 16 | 8 | 49 | -3 | | |

Playoff Experience: Made his Stanley Cup Playoffs debut with Anaheim in 2011...appeared in four CQF games vs. NSH, going scoreless with two PIM...made his postseason debut in Game 2 of the CQF on Apr. 15 vs. NSH, recording 8:19 TOI.

2012-13 Regular Season: Appeared in his fourth NHL season with Anaheim, collecting 5-8=13 points with eight PIM...tied his career high in goals despite playing in only 27 games...had points in two of his last four games (0-3=3), including a season-high two assists his first appearance since Mar. 8 vs. CGY, Apr. 21 @ EDM...was credited with a career-high six shots on net, Apr. 27 vs. PHX...missed 20 games with a lower-body injury, Mar. 12-Apr. 19...recorded a career-high 20:54 TOI, Mar. 2 @ PHX...scored his career-tying fifth goal of the season in a 5-1 victory, Feb. 27 vs. NSH...appeared in his 100th career NHL game, Feb. 18 vs. CBJ...had a career-best three-game point streak (1-2=3), Feb. 8-12...also had assists in two straight games (0-2=2) from Feb. 9-12 to tie his career high...scored his first career hat trick, the 39th in Ducks history while also becoming the 14th different player to score a hat trick in a Ducks uniform, Feb. 2 vs. LA...also recorded an assist for a career-high four-point night (3-1=4) on a career-tying four shots (fourth time)...missed one game with flu-like symptoms, Mar. 10 vs. STL...played in Italy (second division) during the lockout, scoring 26-26=52 points with 14 PIM in 19 games with Neumarkt.

| CAREER STATISTICS | | | | | | | | | | | | | | |
|-------------------|--------------|-------------|----------------|----|----|----|-----|----------|----|---|---|---|-----|---|
| Season | Team | League | REGULAR SEASON | | | | | PLAYOFFS | | | | | | |
| | | | GP | G | A | P | PIM | +/- | GP | G | A | P | PIM | |
| 2007-08 | Boston Univ. | Hockey East | 39 | 16 | 13 | 29 | 10 | - | - | - | - | - | - | - |
| 2008-09 | Boston Univ. | Hockey East | 44 | 18 | 32 | 50 | 30 | - | - | - | - | - | - | - |
| 2009-10 | Boston Univ. | Hockey East | 33 | 11 | 27 | 38 | 12 | - | - | - | - | - | - | - |
| | ANAHEIM | NHL | 9 | 1 | 1 | 2 | 6 | 0 | - | - | - | - | - | - |
| 2010-11 | Syracuse | AHL | 50 | 12 | 33 | 45 | 32 | +10 | - | - | - | - | - | - |
| | ANAHEIM | NHL | 26 | 0 | 0 | 0 | 4 | -3 | 4 | 0 | 0 | 0 | 2 | - |
| 2011-12 | Syracuse | AHL | 19 | 6 | 16 | 22 | 2 | 0 | - | - | - | - | - | - |
| | ANAHEIM | NHL | 50 | 5 | 13 | 18 | 8 | +1 | - | - | - | - | - | - |
| 2012-13 | Neumarkt | Italy-2 | 19 | 26 | 26 | 52 | 14 | - | - | - | - | - | - | - |
| | ANAHEIM | NHL | 27 | 5 | 8 | 13 | 8 | -3 | - | - | - | - | - | - |
| NHL Totals | | | 112 | 11 | 22 | 33 | 26 | -5 | 4 | 0 | 0 | 0 | 2 | - |

Playoff Single Game Career Highs
Goals: None
Assists: None
Points: None
SOG: 4, Apr. 20, 2011 @ NSH, CQF Game 4
PIM: 2, Apr. 20, 2011 @ NSH, CQF Game 4
Plus/Minus: None
TOI: 13:56, Apr. 20, 2011 @ NSH, CQF Game 4

2012-13 Single Game Highs
***Goals:** 3, Feb. 2 vs. LA
Assists: 2, Apr. 21 @ EDM
***Points:** 4, Feb. 2 vs. LA (3-1=4)
***PIM:** 4, Feb. 24 vs. COL
***TOI:** 20:54, Mar. 2 vs. PHX
***Shots:** 6, Apr. 27 vs. PHX
Plus/Minus: +1, six times (last: Apr. 27 vs. PHX)
Goal Streak: None
#Assist Streak: Two games, Feb. 9-12 (0-2=2)
***Point Streak:** Three games, Feb. 8-12 (1-2=3)
Penalty Shots: None
***career high; #ties career high**



13 NICK BONINO

Center

| Game | GP | Goals | Assists | Points | PIM | PP | SH | GWG | Shots | +/- | TOI |
|-----------------|----------------------|----------|----------|-----------|----------|----------|----------|----------|-----------|-----------|---------------|
| Jan. 19 @ VAN | 1 | 0 | 1 | 1 | 2 | 0 | 0 | 0 | 1 | 1 | 14:32 |
| Jan. 21 @ CGY | 1 | 0 | 0 | 0 | 0 | 0 | 0 | 0 | 0 | 0 | 14:59 |
| Jan. 25 vs. VAN | 1 | 0 | 0 | 0 | 2 | 0 | 0 | 0 | 3 | -1 | 14:06 |
| Jan. 26 vs. NSH | 1 | 0 | 0 | 0 | 0 | 0 | 0 | 0 | 2 | -1 | 14:36 |
| Jan. 29 @ SJ | 1 | 0 | 0 | 0 | 0 | 0 | 0 | 0 | 2 | 0 | 18:09 |
| Feb. 1 vs. MIN | 1 | 0 | 0 | 0 | 0 | 0 | 0 | 0 | 1 | 0 | 9:37 |
| Feb. 2 vs. LA | 1 | 3 | 1 | 4 | 0 | 1 | 0 | 0 | 4 | 1 | 10:22 |
| Feb. 4 vs. SJ | 1 | 0 | 0 | 0 | 0 | 0 | 0 | 0 | 1 | -1 | 13:01 |
| Feb. 6 @ COL | 1 | 0 | 0 | 0 | 0 | 0 | 0 | 0 | 1 | 0 | 12:34 |
| Feb. 8 @ DAL | 1 | 1 | 0 | 1 | 0 | 0 | 0 | 0 | 1 | 0 | 13:22 |
| Feb. 9 @ STL | 1 | 0 | 1 | 1 | 0 | 0 | 0 | 0 | 0 | 0 | 16:31 |
| Feb. 12 @ CHI | 1 | 0 | 1 | 1 | 0 | 0 | 0 | 0 | 0 | 0 | 15:06 |
| Feb. 15 @ DET | 1 | 0 | 0 | 0 | 0 | 0 | 0 | 0 | 1 | -1 | 13:45 |
| Feb. 16 @ NSH | 1 | 0 | 0 | 0 | 0 | 0 | 0 | 0 | 0 | -2 | 17:31 |
| Feb. 18 vs. CBJ | 1 | 0 | 0 | 0 | 0 | 0 | 0 | 0 | 0 | -1 | 17:41 |
| Feb. 24 vs. COL | 1 | 0 | 0 | 0 | 4 | 0 | 0 | 0 | 2 | 0 | 17:10 |
| Feb. 25 @ LA | 1 | 0 | 0 | 0 | 0 | 0 | 0 | 0 | 1 | -1 | 17:45 |
| Feb. 27 vs. NSH | 1 | 1 | 0 | 1 | 0 | 0 | 0 | 0 | 2 | 1 | 19:10 |
| Mar. 1 vs. MIN | 1 | 0 | 0 | 0 | 0 | 0 | 0 | 0 | 1 | -1 | 14:58 |
| Mar. 2 @ PHX | 1 | 0 | 0 | 0 | 0 | 0 | 0 | 0 | 2 | 0 | 20:54 |
| Mar. 4 @ PHX | 1 | 0 | 1 | 1 | 0 | 0 | 0 | 0 | 0 | 1 | 18:13 |
| Mar. 6 vs. PHX | 1 | 0 | 0 | 0 | 0 | 0 | 0 | 0 | 0 | 0 | 16:38 |
| Mar. 8 vs. CGY | 1 | 0 | 0 | 0 | 0 | 0 | 0 | 0 | 2 | 0 | 17:04 |
| Mar. 10 vs. STL | Did Not Play - Flu | | | | | | | | | | |
| Mar. 12 @ MIN | Injured - Lower Body | | | | | | | | | | |
| Mar. 14 @ DAL | Injured - Lower Body | | | | | | | | | | |
| Mar. 16 @ STL | Injured - Lower Body | | | | | | | | | | |
| Mar. 18 vs. SJ | Injured - Lower Body | | | | | | | | | | |
| Mar. 20 vs. CHI | Injured - Lower Body | | | | | | | | | | |
| Mar. 22 vs. DET | Injured - Lower Body | | | | | | | | | | |
| Mar. 24 vs. DET | Injured - Lower Body | | | | | | | | | | |
| Mar. 25 vs. SJ | Injured - Lower Body | | | | | | | | | | |
| Mar. 27 @ SJ | Injured - Lower Body | | | | | | | | | | |
| Mar. 29 @ CHI | Injured - Lower Body | | | | | | | | | | |
| Mar. 31 @ CBJ | Injured - Lower Body | | | | | | | | | | |
| Apr. 1 @ DAL | Injured - Lower Body | | | | | | | | | | |
| Apr. 3 vs. DAL | Injured - Lower Body | | | | | | | | | | |
| Apr. 5 vs. DAL | Injured - Lower Body | | | | | | | | | | |
| Apr. 7 vs. LA | Injured - Lower Body | | | | | | | | | | |
| Apr. 8 vs. EDM | Injured - Lower Body | | | | | | | | | | |
| Apr. 10 vs. COL | Injured - Lower Body | | | | | | | | | | |
| Apr. 13 @ LA | Injured - Lower Body | | | | | | | | | | |
| Apr. 17 vs. CBJ | Injured - Lower Body | | | | | | | | | | |
| Apr. 19 @ CGY | Injured - Lower Body | | | | | | | | | | |
| Apr. 21 @ EDM | 1 | 0 | 2 | 2 | 0 | 0 | 0 | 0 | 1 | 1 | 16:25 |
| Apr. 22 @ EDM | 1 | 0 | 0 | 0 | 0 | 0 | 0 | 0 | 3 | 0 | 19:26 |
| Apr. 25 @ VAN | 1 | 0 | 0 | 0 | 0 | 0 | 0 | 0 | 0 | 0 | 17:00 |
| Apr. 27 vs. PHX | 1 | 0 | 1 | 1 | 0 | 0 | 0 | 0 | 6 | 1 | 18:21 |
| Totals | 27 | 5 | 8 | 13 | 8 | 1 | 0 | 0 | 37 | -3 | 428:56 |



7 ANDREW COGLIANO

Center



Shoots: Left **Height:** 5-10 **Weight:** 180 **Age:** 25; turns 26 on June 14, 2013
Born: June 14, 1987; Toronto, Ontario **Hometown:** Woodbridge, Ontario
Acquired: From Edmonton in exchange for a second-round selection in the 2013 NHL Entry Draft, July 12, 2011
Drafted: By Edmonton in the first round (25th overall) of the 2005 NHL Entry Draft

2012-13 Statistics

Home: 24, 3-4=7, -2
 Road: 24, 10-6=16, +16
Total: 48, 13-10=23, +14

| STATS | GP | G | A | Pts | PIM | PPG | SHG | GWG | Shots | Shot% |
|-----------|----------|-------------|----------|------|-----------|-----------|---------------|-----|-------|-------|
| Season | 48 | 13 | 10 | 23 | 6 | 0 | 2 | 1 | 79 | 16.5 |
| Career | 458 | 83 | 112 | 195 | 158 | 8 | 5 | 16 | 676 | 12.3 |
| REAL TIME | | | | | | | | | | |
| TOI | TOI/Game | Faceoff W-L | FO Win % | Hits | Takeaways | Giveaways | Blocked Shots | +/- | | |
| 737:41 | 15:22 | 32-60 | 34.8 | 40 | 13 | 15 | 24 | +14 | | |

Playoff Experience: Has yet to appear in the Stanley Cup Playoffs.

2012-13 Regular Season: Appeared in his sixth NHL season, his second with Anaheim...collected 13-10=23 points with a career-high +14 rating in 48 games...finished the season ranked third on the club in goals (13) and tied for third in plus/minus...among league leaders, ranked tied for third in road plus/minus (+16)...his .48 points-per-game average was the second-highest of his career (.55 in 2007-08), while his .27 goals-per-game average was his best...was one of three Anaheim players to appear in all 48 regular season games...concluded the regular season with his Iron Man streak standing at 458 games, third on the active list behind only STL's Jay Bouwmeester (636) and VAN's Henrik Sedin (629)...tied his career high (second time) with a three-game goal streak (3-0=3), Feb. 9-15...that was also part of a trio of season-high three-game point streaks, which included Apr. 3-7 (2-1=3) and Mar. 1-4 (3-2=5)...recorded his second career hat trick (3-0=3) and tied his career high (third time) with a +3 rating, Mar. 2 @ PHX...was one of two Ducks to record a SHG (fourth career), Mar. 10 vs. STL...took Anaheim's lone penalty shot attempt of 2012-13 on Mar. 6 vs. PHX (unsuccessful vs. LaBarbera)...scored two goals for his fifth career multi-goal game and first GWG of the season in a 5-2 victory, Feb. 15 @ DET...opened the season with consecutive multi-assist games, Jan. 19 @ VAN (0-2=2) and Jan. 21 @ CGY (0-2=2)... was named Anaheim's nominee for the Bill Masterton Memorial Trophy by the PHWA on Apr. 24.


CAREER STATISTICS

| Season | Team | League | REGULAR SEASON | | | | | PLAYOFFS | | | | | | |
|----------------|----------------|--------|----------------|----|-----|-----|-----|----------|----|---|---|---|-----|---|
| | | | GP | G | A | P | PIM | +/- | GP | G | A | P | PIM | |
| 2005-06 | U. of Michigan | CCHA | 39 | 12 | 16 | 28 | 38 | - | - | - | - | - | - | - |
| 2006-07 | U. of Michigan | CCHA | 38 | 24 | 26 | 50 | 12 | - | - | - | - | - | - | - |
| 2007-08 | EDMONTON | NHL | 82 | 18 | 27 | 45 | 20 | +1 | - | - | - | - | - | - |
| 2008-09 | EDMONTON | NHL | 82 | 18 | 20 | 38 | 22 | -6 | - | - | - | - | - | - |
| 2009-10 | EDMONTON | NHL | 82 | 10 | 18 | 28 | 31 | -5 | - | - | - | - | - | - |
| 2010-11 | EDMONTON | NHL | 82 | 11 | 24 | 35 | 64 | -12 | - | - | - | - | - | - |
| 2011-12 | ANAHEIM | NHL | 82 | 13 | 13 | 26 | 15 | -4 | - | - | - | - | - | - |
| 2012-13 | ANAHEIM | NHL | 48 | 13 | 10 | 23 | 6 | +14 | - | - | - | - | - | - |
| NHL Totals | | | 458 | 83 | 112 | 195 | 158 | -12 | - | - | - | - | - | - |
| Anaheim Totals | | | 130 | 26 | 23 | 49 | 21 | +10 | - | - | - | - | - | - |

2012-13 Single Game Highs

Goals: 3, Mar. 2 @ PHX
Assists: 2, two times (last: Jan. 21 @ CGY)
Points: 3, Mar. 2 @ PHX (3-0=3)
PIM: 2, five times (last: Apr. 25 @ VAN)
TOI: 21:06, Mar. 18 vs. SJ
Shots: 5, two times (last: Apr. 17 vs. CBJ)
Plus/Minus: +3, two times (last: Mar. 2 @ PHX)
Goal Streak: Three games, Feb. 9-15 (4-0=4)
Assist Streak: Two games, Jan. 19-21 (0-4=4)
Point Streak: Three games, two times (last: Mar. 1-4; 3-2=5)
Penalty Shots: 0-for-1, Mar. 6 vs. PHX (no goal vs. LaBarbera)
 *career high; #ties career high

| Game | GP | Goals | Assists | Points | PIM | PP | SH | GWG | Shots | +/- | TOI |
|-----------------|-----------|-----------|-----------|-----------|----------|----------|----------|----------|-----------|-----------|---------------|
| Jan. 19 @ VAN | 1 | 0 | 2 | 2 | 0 | 0 | 0 | 0 | 1 | 2 | 16:23 |
| Jan. 21 @ CGY | 1 | 0 | 2 | 2 | 0 | 0 | 0 | 0 | 1 | 3 | 14:35 |
| Jan. 25 vs. VAN | 1 | 0 | 0 | 0 | 0 | 0 | 0 | 0 | 1 | -1 | 11:53 |
| Jan. 26 vs. NSH | 1 | 0 | 0 | 0 | 0 | 0 | 0 | 0 | 1 | -1 | 12:23 |
| Jan. 29 @ SJ | 1 | 0 | 0 | 0 | 0 | 0 | 0 | 0 | 2 | 0 | 15:04 |
| Feb. 1 vs. MIN | 1 | 0 | 0 | 0 | 0 | 0 | 0 | 0 | 0 | 0 | 16:34 |
| Feb. 2 vs. LA | 1 | 0 | 0 | 0 | 0 | 0 | 0 | 0 | 0 | 0 | 15:02 |
| Feb. 4 vs. SJ | 1 | 0 | 0 | 0 | 0 | 0 | 0 | 0 | 2 | 0 | 11:54 |
| Feb. 6 @ COL | 1 | 0 | 0 | 0 | 0 | 0 | 0 | 0 | 2 | 1 | 16:29 |
| Feb. 8 @ DAL | 1 | 0 | 0 | 0 | 0 | 0 | 0 | 0 | 1 | 0 | 15:42 |
| Feb. 9 @ STL | 1 | 1 | 0 | 1 | 0 | 0 | 0 | 0 | 4 | 0 | 16:49 |
| Feb. 12 @ CHI | 1 | 1 | 0 | 1 | 2 | 0 | 0 | 0 | 1 | 1 | 13:42 |
| Feb. 15 @ DET | 1 | 2 | 0 | 2 | 0 | 0 | 0 | 1 | 2 | 2 | 14:54 |
| Feb. 16 @ NSH | 1 | 0 | 0 | 0 | 0 | 0 | 0 | 0 | 0 | 0 | 14:39 |
| Feb. 18 vs. CBJ | 1 | 0 | 0 | 0 | 0 | 0 | 0 | 0 | 0 | 0 | 13:08 |
| Feb. 24 vs. COL | 1 | 0 | 0 | 0 | 0 | 0 | 0 | 0 | 1 | -1 | 15:50 |
| Feb. 25 @ LA | 1 | 1 | 0 | 1 | 0 | 0 | 0 | 0 | 2 | 0 | 15:21 |
| Feb. 27 vs. NSH | 1 | 0 | 0 | 0 | 0 | 0 | 0 | 0 | 1 | 0 | 14:35 |
| Mar. 1 vs. MIN | 1 | 0 | 1 | 1 | 0 | 0 | 0 | 0 | 2 | 1 | 16:01 |
| Mar. 2 @ PHX | 1 | 3 | 0 | 3 | 0 | 0 | 0 | 0 | 5 | 3 | 15:04 |
| Mar. 4 @ PHX | 1 | 0 | 1 | 1 | 0 | 0 | 0 | 0 | 2 | 1 | 17:06 |
| Mar. 6 vs. PHX | 1 | 0 | 0 | 0 | 0 | 0 | 0 | 0 | 3 | 0 | 13:50 |
| Mar. 8 vs. CGY | 1 | 0 | 1 | 1 | 0 | 0 | 0 | 0 | 1 | 1 | 14:17 |
| Mar. 10 vs. STL | 1 | 1 | 0 | 1 | 0 | 0 | 1 | 0 | 1 | 1 | 14:14 |
| Mar. 12 @ MIN | 1 | 0 | 0 | 0 | 0 | 0 | 0 | 0 | 3 | 1 | 17:19 |
| Mar. 14 @ DAL | 1 | 1 | 0 | 1 | 0 | 0 | 0 | 0 | 2 | 1 | 15:32 |
| Mar. 16 @ STL | 1 | 0 | 0 | 0 | 0 | 0 | 0 | 0 | 3 | 1 | 14:56 |
| Mar. 18 vs. SJ | 1 | 0 | 1 | 1 | 0 | 0 | 0 | 0 | 1 | 0 | 21:06 |
| Mar. 20 vs. CHI | 1 | 0 | 0 | 0 | 0 | 0 | 0 | 0 | 2 | 1 | 17:59 |
| Mar. 22 vs. DET | 1 | 0 | 0 | 0 | 0 | 0 | 0 | 0 | 1 | -2 | 13:33 |
| Mar. 24 vs. DET | 1 | 0 | 0 | 0 | 0 | 0 | 0 | 0 | 1 | 0 | 17:01 |
| Mar. 25 vs. SJ | 1 | 0 | 0 | 0 | 0 | 0 | 0 | 0 | 0 | 1 | 14:41 |
| Mar. 27 @ SJ | 1 | 0 | 0 | 0 | 0 | 0 | 0 | 0 | 0 | -1 | 14:55 |
| Mar. 29 @ CHI | 1 | 0 | 0 | 0 | 0 | 0 | 0 | 0 | 0 | 0 | 17:09 |
| Mar. 31 @ CBJ | 1 | 0 | 1 | 1 | 0 | 0 | 0 | 0 | 1 | 0 | 16:01 |
| Apr. 1 @ DAL | 1 | 0 | 0 | 0 | 0 | 0 | 0 | 0 | 1 | 0 | 13:55 |
| Apr. 3 vs. DAL | 1 | 1 | 0 | 1 | 0 | 0 | 0 | 0 | 1 | 0 | 18:17 |
| Apr. 5 vs. DAL | 1 | 1 | 0 | 1 | 0 | 0 | 0 | 0 | 2 | 1 | 15:43 |
| Apr. 7 vs. LA | 1 | 0 | 1 | 1 | 0 | 0 | 0 | 0 | 0 | 0 | 17:26 |
| Apr. 8 vs. EDM | 1 | 0 | 0 | 0 | 2 | 0 | 0 | 0 | 2 | 0 | 12:39 |
| Apr. 10 vs. COL | 1 | 0 | 0 | 0 | 0 | 0 | 0 | 0 | 0 | -1 | 15:38 |
| Apr. 13 @ LA | 1 | 0 | 0 | 0 | 0 | 0 | 0 | 0 | 2 | 0 | 13:35 |
| Apr. 17 vs. CBJ | 1 | 0 | 0 | 0 | 0 | 0 | 0 | 0 | 5 | -1 | 17:13 |
| Apr. 19 @ CGY | 1 | 0 | 0 | 0 | 0 | 0 | 0 | 0 | 4 | 0 | 15:26 |
| Apr. 21 @ EDM | 1 | 0 | 0 | 0 | 0 | 0 | 0 | 0 | 2 | 0 | 17:05 |
| Apr. 22 @ EDM | 1 | 0 | 0 | 0 | 0 | 0 | 0 | 0 | 4 | 0 | 14:44 |
| Apr. 25 @ VAN | 1 | 1 | 0 | 1 | 2 | 0 | 1 | 0 | 4 | 1 | 17:10 |
| Apr. 27 vs. PHX | 1 | 0 | 0 | 0 | 0 | 0 | 0 | 0 | 2 | -1 | 13:09 |
| Totals | 48 | 13 | 10 | 23 | 6 | 0 | 2 | 1 | 79 | 14 | 737:41 |



18 RADEK DVORAK

Right Wing



Shoots: Right **Height:** 6-2 **Weight:** 195 **Age:** 36; turns 37 on Mar. 9, 2014
Born: Mar. 9, 1977; Tabor, Czech Republic **Hometown:** Tabor, Czech Republic
Acquired: Signed as a free agent, Mar. 24, 2013
Drafted: By Florida in the first round (10th overall) of the 1995 NHL Entry Draft

2012-13 Statistics

Home: 4, 3-0=3, +1
 Road: 5, 1-0=1, +1
Total: 9, 4-0=4, +2

| STATS | GP | G | A | Pts | PIM | PPG | SHG | GWG | Shots | Shot% |
|-----------|----------|-------------|----------|------|-----------|-----------|---------|-------|-------|-------|
| Season | 9 | 4 | 0 | 4 | 2 | 0 | 0 | 1 | 17 | 23.5 |
| Career | 1,200 | 223 | 358 | 581 | 408 | 27 | 24 | 22 | 2,411 | 9.2 |
| REAL TIME | | | | | | | | | | |
| TOI | TOI/Game | Faceoff W-L | FO Win % | Hits | Takeaways | Giveaways | Blocked | Shots | +/- | |
| 118:12 | 13:08 | 0-2 | 0.0 | 2 | 4 | 4 | 1 | | +2 | |

Playoff Experience: Has appeared in the Stanley Cup Playoffs on four occasions with Florida (1996, 1997) and Edmonton (2003, 2006)...reached the Stanley Cup Final in 1996 with the Panthers and 2006 with the Oilers...has appeared in 39 career Stanley Cup Playoff games, scoring 2-5=7 points with four PIM...reached the Final in his last postseason trip in 2006, scoring 0-2=2 points with four PIM...earned his first point (assist) of the 2006 playoffs in Game 4 of the SCF, June 12 vs. CAR...also had an assist in Game 6 of the SCF, June 17 vs. CAR...appeared in four games during Edmonton's CQF series vs. DAL in 2003...collected his second career postseason goal and first GWG in a 3-2 victory in Game 3 of the CQF, Apr. 13 vs. DAL...in 1997, went scoreless in three CQF games with Florida vs. NYR...reached the 1996 Stanley Cup Final in his rookie season, scoring 1-3=4 points in 16 games with the Panthers...scored his first career postseason goal in a 5-2 victory in Game 3 of the ECF, May 24 vs. PIT.

2012-13 Regular Season: Appeared in his 17th NHL season, his first with Anaheim...scored 4-0=4 points with a +2 rating and two PIM in nine games...collected four goals in his last seven contests (4-0=4)...appeared in his 1,200th career NHL game in Anaheim's season finale, Apr. 27 vs. PHX...netted his 20th career multi-goal game (2-0=2) in a 2-1 victory, Apr. 8 vs. EDM...marked his first multi-goal contest since Oct. 14, 2010 w/FLA @ CGY...scored his first goal as a Duck, Apr. 3 vs. DAL...made his Anaheim debut on Mar. 27 @ SJ...marked his first NHL appearance since Apr. 5, 2012 with Dallas @ NSH...was signed as a free agent on Mar. 26 after playing 14 games with Davos of the Swiss Elite League...played seven regular season games for Davos, scoring 3-4=7 points...also appeared in seven playoff games.

CAREER STATISTICS

| Season | Team | League | REGULAR SEASON | | | | | | | PLAYOFFS | | | | |
|------------|------------------|----------|----------------|-----|-----|-----|-----|-----|----|----------|---|---|-----|--|
| | | | GP | G | A | P | PIM | +/- | GP | G | A | P | PIM | |
| 1995-96 | FLORIDA | NHL | 77 | 13 | 14 | 27 | 20 | +5 | 16 | 1 | 3 | 4 | 0 | |
| 1996-97 | FLORIDA | NHL | 78 | 18 | 21 | 39 | 30 | -2 | 3 | 0 | 0 | 0 | 0 | |
| 1997-98 | FLORIDA | NHL | 64 | 12 | 24 | 36 | 33 | -1 | - | - | - | - | - | |
| 1998-99 | FLORIDA | NHL | 82 | 19 | 24 | 43 | 29 | +7 | - | - | - | - | - | |
| 1999-00 | FLORIDA | NHL | 35 | 7 | 10 | 17 | 6 | +5 | - | - | - | - | - | |
| | NY RANGERS | NHL | 46 | 11 | 22 | 33 | 10 | 0 | - | - | - | - | - | |
| 2000-01 | NY RANGERS | NHL | 82 | 31 | 36 | 67 | 20 | +9 | - | - | - | - | - | |
| 2001-02 | NY RANGERS | NHL | 65 | 17 | 20 | 37 | 14 | -20 | - | - | - | - | - | |
| | Czech Republic | Olympics | 4 | 0 | 0 | 0 | 0 | - | - | - | - | - | - | |
| 2002-03 | NY RANGERS | NHL | 63 | 6 | 21 | 27 | 16 | -3 | - | - | - | - | - | |
| | EDMONTON | NHL | 12 | 4 | 4 | 8 | 14 | -3 | 4 | 1 | 0 | 1 | 0 | |
| 2003-04 | EDMONTON | NHL | 78 | 15 | 35 | 50 | 26 | +18 | - | - | - | - | - | |
| 2004-05 | Ceske Budejovice | Czech | 32 | 23 | 35 | 58 | 18 | - | - | - | - | - | - | |
| 2005-06 | EDMONTON | NHL | 64 | 8 | 20 | 28 | 26 | -2 | 16 | 0 | 2 | 2 | 4 | |
| 2006-07 | ST. LOUIS | NHL | 82 | 10 | 27 | 37 | 48 | -6 | - | - | - | - | - | |
| 2007-08 | FLORIDA | NHL | 67 | 8 | 9 | 17 | 16 | -1 | - | - | - | - | - | |
| 2008-09 | FLORIDA | NHL | 81 | 15 | 21 | 36 | 42 | 0 | - | - | - | - | - | |
| 2009-10 | FLORIDA | NHL | 76 | 14 | 18 | 32 | 20 | -7 | - | - | - | - | - | |
| 2010-11 | FLORIDA | NHL | 53 | 7 | 14 | 21 | 20 | +2 | - | - | - | - | - | |
| | ATLANTA | NHL | 13 | 0 | 1 | 1 | 4 | 0 | - | - | - | - | - | |
| 2011-12 | DALLAS | NHL | 73 | 4 | 17 | 21 | 12 | -16 | - | - | - | - | - | |
| 2012-13 | Davos | Swiss | 7 | 3 | 4 | 7 | 2 | +4 | - | - | - | - | - | |
| | ANAHEIM | NHL | 9 | 4 | 0 | 4 | 2 | +2 | - | - | - | - | - | |
| NHL Totals | | | 1,200 | 223 | 358 | 581 | 408 | -13 | 39 | 2 | 5 | 7 | 4 | |

Playoff Single Game Career Highs

Goals: 1, two times (last: Apr. 13, 2003 w/EDM vs. DAL, CQF Game 3)
Assists: 1, five times (last: June 17, 2006 w/EDM vs. CAR, SCF Game 6)
Points: 2, May 24, 1996 w/FLA vs. PIT, ECF, Game 3
SOG: 6, May 24, 1996 w/FLA vs. PIT, ECF, Game 3
PIM: 2, two times (last: June 10, 2006 w/EDM vs. CAR, SCF Game 3)
Plus/Minus: +2, May 27, 2006 w/EDM @ ANA, WCF Game 5
TOI (since 1999): 21:24, Apr. 21, 2006 w/EDM @ DET, CQF Game 1

2012-13 Single Game Highs

Goals: 2, Apr. 8 vs. EDM
Assists: None
Points: 2, Apr. 8 vs. EDM (2-0=2)
PIM: 2, Apr. 13 @ LA
TOI: 17:55, Apr. 8 vs. EDM
Shots: 6, Apr. 8 vs. EDM
Plus/Minus: +2, Apr. 8 vs. EDM
Goal Streak: None
Assist Streak: None
Point Streak: None
Penalty Shots: None
 *career high; # ties career high



18 RADEK DVORAK

Right Wing

| Game | GP | Goals | Assists | Points | PIM | PP | SH | GWG | Shots | +/- | TOI |
|-----------------|----------|----------|----------|----------|----------|----------|----------|----------|-----------|----------|---------------|
| Jan. 19 @ VAN | | | | | | | | | | | |
| Jan. 21 @ CGY | | | | | | | | | | | |
| Jan. 25 vs. VAN | | | | | | | | | | | |
| Jan. 26 vs. NSH | | | | | | | | | | | |
| Jan. 29 @ SJ | | | | | | | | | | | |
| Feb. 1 vs. MIN | | | | | | | | | | | |
| Feb. 2 vs. LA | | | | | | | | | | | |
| Feb. 4 vs. SJ | | | | | | | | | | | |
| Feb. 6 @ COL | | | | | | | | | | | |
| Feb. 8 @ DAL | | | | | | | | | | | |
| Feb. 9 @ STL | | | | | | | | | | | |
| Feb. 12 @ CHI | | | | | | | | | | | |
| Feb. 15 @ DET | | | | | | | | | | | |
| Feb. 16 @ NSH | | | | | | | | | | | |
| Feb. 18 vs. CBJ | | | | | | | | | | | |
| Feb. 24 vs. COL | | | | | | | | | | | |
| Feb. 25 @ LA | | | | | | | | | | | |
| Feb. 27 vs. NSH | | | | | | | | | | | |
| Mar. 1 vs. MIN | | | | | | | | | | | |
| Mar. 2 @ PHX | | | | | | | | | | | |
| Mar. 4 @ PHX | | | | | | | | | | | |
| Mar. 6 vs. PHX | | | | | | | | | | | |
| Mar. 8 vs. CGY | | | | | | | | | | | |
| Mar. 10 vs. STL | | | | | | | | | | | |
| Mar. 12 @ MIN | | | | | | | | | | | |
| Mar. 14 @ DAL | | | | | | | | | | | |
| Mar. 16 @ STL | | | | | | | | | | | |
| Mar. 18 vs. SJ | | | | | | | | | | | |
| Mar. 20 vs. CHI | | | | | | | | | | | |
| Mar. 22 vs. DET | | | | | | | | | | | |
| Mar. 24 vs. DET | | | | | | | | | | | |
| Mar. 25 vs. SJ | | | | | | | | | | | |
| Mar. 27 @ SJ | 1 | 0 | 0 | 0 | 0 | 0 | 0 | 0 | 1 | 0 | 11:08 |
| Mar. 29 @ CHI | | | | | | | | | | | |
| Mar. 31 @ CBJ | 1 | 0 | 0 | 0 | 0 | 0 | 0 | 0 | 2 | 0 | 11:19 |
| Apr. 1 @ DAL | | | | | | | | | | | |
| Apr. 3 vs. DAL | 1 | 1 | 0 | 1 | 0 | 0 | 0 | 0 | 2 | 1 | 15:47 |
| Apr. 5 vs. DAL | | | | | | | | | | | |
| Apr. 7 vs. LA | 1 | 0 | 0 | 0 | 0 | 0 | 0 | 0 | 1 | 0 | 14:15 |
| Apr. 8 vs. EDM | 1 | 2 | 0 | 2 | 0 | 0 | 0 | 1 | 6 | 2 | 17:55 |
| Apr. 10 vs. COL | | | | | | | | | | | |
| Apr. 13 @ LA | 1 | 0 | 0 | 0 | 2 | 0 | 0 | 0 | 2 | 0 | 12:48 |
| Apr. 17 vs. CBJ | | | | | | | | | | | |
| Apr. 19 @ CGY | 1 | 0 | 0 | 0 | 0 | 0 | 0 | 0 | 1 | 0 | 10:28 |
| Apr. 21 @ EDM | | | | | | | | | | | |
| Apr. 22 @ EDM | 1 | 1 | 0 | 1 | 0 | 0 | 0 | 0 | 1 | 1 | 12:43 |
| Apr. 25 @ VAN | | | | | | | | | | | |
| Apr. 27 vs. PHX | 1 | 0 | 0 | 0 | 0 | 0 | 0 | 0 | 1 | -2 | 11:49 |
| Totals | 9 | 4 | 0 | 4 | 2 | 0 | 0 | 1 | 17 | 2 | 118:12 |



65 EMERSON ETEM

Right Wing



Shoots: Left **Height:** 6-1 **Weight:** 210 **Age:** 20; turns 21 on June 16, 2013
Born: June 16, 1992; Long Beach, Calif. **Hometown:** Long Beach, Calif.
Drafted: By Anaheim in the first round (29th overall) of the 2010 NHL Entry Draft

2012-13 Statistics

Home: 19, 2-6=8, +3
 Road: 19, 1-1=2, +4
Total: 38, 3-7=10, +7

| STATS | GP | G | A | Pts | PIM | PPG | SHG | GWG | Shots | Shot% |
|--------|----|---|---|-----|-----|-----|-----|-----|-------|-------|
| Season | 38 | 3 | 7 | 10 | 9 | 0 | 0 | 0 | 49 | 6.2 |
| Career | 38 | 3 | 7 | 10 | 9 | 0 | 0 | 0 | 49 | 6.2 |

| REAL TIME | | | | | | | | | | |
|-----------|----------|-------------|----------|------|-----------|-----------|---------------|-----|--|--|
| TOI | TOI/Game | Faceoff W-L | FO Win % | Hits | Takeaways | Giveaways | Blocked Shots | +/- | | |
| 453:33 | 11:27 | 2-3 | 40.0 | 43 | 11 | 5 | 20 | +7 | | |

Playoff Experience: Has yet to appear in the Stanley Cup Playoffs.

2012-13 Regular Season: Appeared in his first NHL season... made his NHL debut at 20 years, 7 months and 13 days on Jan. 29 @ SJ...became the 13th born-and-trained Southern California player to appear in an NHL contest (ninth player since 2005-06)...is the highest drafted Southern California born-and-trained player in Ducks history and the third-highest in NHL history...earned his first career fighting major, Apr. 5 vs. DAL...netted his first career NHL goal in his second career multi-point game (1-1=2), Mar. 18 vs. SJ...in his third career NHL game, scored his first two points (0-2=2), Feb. 2 vs. LA...scored 13 goals in 45 games at Norfolk (AHL)...was named to the AHL Eastern Conference All-Star team on Jan. 23 but did not participate in the game due to his Anaheim recall.

| CAREER STATISTICS | | | | | | | | | | | | | |
|-------------------|----------------|------------|----------------|-----------|----------|-----------|-----------|-----------|----------|----------|----------|----------|----------|
| Season | Team | League | REGULAR SEASON | | | | | PLAYOFFS | | | | | |
| | | | GP | G | A | P | PIM | +/- | GP | G | A | P | PIM |
| 2009-10 | Medicine Hat | WHL | 72 | 37 | 28 | 65 | 26 | +8 | 12 | 7 | 3 | 10 | 0 |
| 2010-11 | Medicine Hat | WHL | 65 | 45 | 35 | 80 | 24 | +41 | 15 | 10 | 11 | 21 | 7 |
| 2011-12 | Medicine Hat | WHL | 65 | 61 | 46 | 107 | 34 | +29 | 7 | 7 | 6 | 13 | 13 |
| | Syracuse | AHL | 2 | 1 | 0 | 1 | 2 | +1 | 4 | 2 | 0 | 2 | 0 |
| 2012-13 | Norfolk | AHL | 45 | 13 | 3 | 16 | 12 | -1 | - | - | - | - | - |
| | ANAHEIM | NHL | 38 | 3 | 7 | 10 | 9 | +7 | - | - | - | - | - |
| NHL Totals | | | 38 | 3 | 7 | 10 | 9 | +7 | - | - | - | - | - |
| AHL Totals | | | 47 | 14 | 3 | 17 | 14 | 0 | 4 | 2 | 0 | 2 | 0 |

2012-13 Single Game Highs

***Goals:** 1, three times (last: Mar. 31 @ CBJ)
 ***Assists:** 2, Feb. 2 vs. LA
 ***Points:** 2, Feb. 2 vs. LA (0-2=2)
 ***PIM:** 5, Apr. 5 vs. DAL
 ***TOI:** 17:02, Apr. 3 vs. DAL
 ***Shots:** 4, three times (last: Apr. 25 @ VAN)
 ***Plus/Minus:** +2, Mar. 18 vs. SJ
Goal Streak: None
 ***Assist Streak:** Two games, Mar. 8-10 (0-2=2)
 ***Point Streak:** Two games, Mar. 8-10 (0-2=2)
Penalty Shots: None
 *career high; # ties career high



65 EMERSON ETEM

Right Wing

| Game | GP | Goals | Assists | Points | PIM | PP | SH | GWG | Shots | +/- | TOI |
|-----------------|-----------|----------|----------|-----------|----------|----------|----------|----------|-----------|----------|---------------|
| Jan. 19 @ VAN | | | | | | | | | | | |
| Minors | | | | | | | | | | | |
| Jan. 21 @ CGY | | | | | | | | | | | |
| Minors | | | | | | | | | | | |
| Jan. 25 vs. VAN | | | | | | | | | | | |
| Minors | | | | | | | | | | | |
| Jan. 26 vs. NSH | | | | | | | | | | | |
| Minors | | | | | | | | | | | |
| Jan. 29 @ SJ | 1 | 0 | 0 | 0 | 0 | 0 | 0 | 0 | 1 | 0 | 7:51 |
| Feb. 1 vs. MIN | 1 | 0 | 0 | 0 | 0 | 0 | 0 | 0 | 1 | 0 | 8:16 |
| Feb. 2 vs. LA | 1 | 0 | 2 | 2 | 0 | 0 | 0 | 0 | 0 | 0 | 7:04 |
| Feb. 4 vs. SJ | 1 | 0 | 0 | 0 | 0 | 0 | 0 | 0 | 3 | 1 | 8:00 |
| Feb. 6 @ COL | 1 | 0 | 0 | 0 | 0 | 0 | 0 | 0 | 1 | 1 | 14:14 |
| Feb. 8 @ DAL | 1 | 0 | 0 | 0 | 0 | 0 | 0 | 0 | 0 | -1 | 14:56 |
| Feb. 9 @ STL | 1 | 0 | 0 | 0 | 2 | 0 | 0 | 0 | 0 | 1 | 6:28 |
| Feb. 12 @ CHI | 1 | 0 | 0 | 0 | 0 | 0 | 0 | 0 | 0 | -1 | 6:53 |
| Feb. 15 @ DET | | | | | | | | | | | |
| Minors | | | | | | | | | | | |
| Feb. 16 @ NSH | | | | | | | | | | | |
| Minors | | | | | | | | | | | |
| Feb. 18 vs. CBJ | | | | | | | | | | | |
| Minors | | | | | | | | | | | |
| Feb. 24 vs. COL | | | | | | | | | | | |
| Minors | | | | | | | | | | | |
| Feb. 25 @ LA | | | | | | | | | | | |
| Minors | | | | | | | | | | | |
| Feb. 27 vs. NSH | 1 | 0 | 1 | 1 | 0 | 0 | 0 | 0 | 2 | 1 | 12:58 |
| Mar. 1 vs. MIN | 1 | 0 | 0 | 0 | 0 | 0 | 0 | 0 | 1 | -1 | 8:59 |
| Mar. 2 @ PHX | 1 | 0 | 0 | 0 | 0 | 0 | 0 | 0 | 0 | 0 | 8:38 |
| Mar. 4 @ PHX | 1 | 0 | 0 | 0 | 0 | 0 | 0 | 0 | 1 | 0 | 7:37 |
| Mar. 6 vs. PHX | 1 | 0 | 0 | 0 | 0 | 0 | 0 | 0 | 0 | 0 | 8:42 |
| Mar. 8 vs. CGY | 1 | 0 | 1 | 1 | 0 | 0 | 0 | 0 | 1 | 1 | 11:39 |
| Mar. 10 vs. STL | 1 | 0 | 1 | 1 | 0 | 0 | 0 | 0 | 1 | 0 | 8:15 |
| Mar. 12 @ MIN | 1 | 0 | 0 | 0 | 0 | 0 | 0 | 0 | 0 | 1 | 11:06 |
| Mar. 14 @ DAL | 1 | 0 | 0 | 0 | 0 | 0 | 0 | 0 | 2 | 0 | 12:55 |
| Mar. 16 @ STL | 1 | 0 | 0 | 0 | 0 | 0 | 0 | 0 | 3 | 0 | 10:32 |
| Mar. 18 vs. SJ | 1 | 1 | 1 | 2 | 0 | 0 | 0 | 0 | 2 | 2 | 13:39 |
| Mar. 20 vs. CHI | 1 | 0 | 0 | 0 | 0 | 0 | 0 | 0 | 0 | 0 | 13:28 |
| Mar. 22 vs. DET | 1 | 0 | 0 | 0 | 0 | 0 | 0 | 0 | 2 | -1 | 12:55 |
| Mar. 24 vs. DET | 1 | 0 | 0 | 0 | 0 | 0 | 0 | 0 | 1 | 0 | 11:06 |
| Mar. 25 vs. SJ | 1 | 1 | 0 | 1 | 0 | 0 | 0 | 0 | 3 | 1 | 16:18 |
| Mar. 27 @ SJ | 1 | 0 | 0 | 0 | 0 | 0 | 0 | 0 | 2 | 0 | 11:13 |
| Mar. 29 @ CHI | 1 | 0 | 0 | 0 | 0 | 0 | 0 | 0 | 0 | 0 | 10:52 |
| Mar. 31 @ CBJ | 1 | 1 | 0 | 1 | 0 | 0 | 0 | 0 | 3 | 1 | 12:37 |
| Apr. 1 @ DAL | 1 | 0 | 0 | 0 | 0 | 0 | 0 | 0 | 1 | 0 | 15:42 |
| Apr. 3 vs. DAL | 1 | 0 | 0 | 0 | 0 | 0 | 0 | 0 | 0 | -1 | 17:02 |
| Apr. 5 vs. DAL | 1 | 0 | 0 | 0 | 5 | 0 | 0 | 0 | 2 | 0 | 14:17 |
| Apr. 7 vs. LA | 1 | 0 | 0 | 0 | 0 | 0 | 0 | 0 | 4 | 0 | 14:54 |
| Apr. 8 vs. EDM | 1 | 0 | 0 | 0 | 0 | 0 | 0 | 0 | 0 | 0 | 9:23 |
| Apr. 10 vs. COL | 1 | 0 | 0 | 0 | 0 | 0 | 0 | 0 | 1 | 0 | 13:14 |
| Apr. 13 @ LA | 1 | 0 | 0 | 0 | 0 | 0 | 0 | 0 | 0 | 1 | 14:26 |
| Apr. 17 vs. CBJ | 1 | 0 | 0 | 0 | 0 | 0 | 0 | 0 | 4 | 0 | 12:28 |
| Apr. 19 @ CGY | 1 | 0 | 0 | 0 | 2 | 0 | 0 | 0 | 2 | -1 | 11:29 |
| Apr. 21 @ EDM | 1 | 0 | 0 | 0 | 0 | 0 | 0 | 0 | 0 | 0 | 8:41 |
| Apr. 22 @ EDM | 1 | 0 | 1 | 1 | 0 | 0 | 0 | 0 | 0 | 1 | 14:55 |
| Apr. 25 @ VAN | 1 | 0 | 0 | 0 | 0 | 0 | 0 | 0 | 4 | 1 | 11:51 |
| Apr. 27 vs. PHX | | | | | | | | | | | |
| Healthy Scratch | | | | | | | | | | | |
| Totals | 38 | 3 | 7 | 10 | 9 | 0 | 0 | 0 | 48 | 7 | 435:33 |



30 VIKTOR FASTH

Goaltender



Catches: Left **Height:** 6-0 **Weight:** 186 **Age:** 30; turns 31 on Aug. 8, 2013
Born: Aug. 8, 1982; Kalix, Sweden **Hometown:** Kalix, Sweden
Acquired: Signed as a free agent, May 21, 2012
Drafted: Not drafted

2012-13 Statistics

| | GP | W | L | T | GA | MIN | SAVES | SHOTS | GAA | SV% | STATS | GPI | Min | W | L | OT | SO | GA | GAA | Saves | Sv % | |
|------------------|-----------|----------|----------|----------|-----------|-------------|------------|------------|-------------|-------------|--------|-----|------|----|---|----|----|----|------|-------|------|--|
| Home | 14 | 8 | 4 | 1 | 30 | 771 | 336 | 365 | 2.33 | .922 | Season | 25 | 1428 | 15 | 6 | 2 | 4 | 52 | 2.18 | 609 | .921 | |
| Road | 11 | 7 | 2 | 1 | 22 | 657 | 273 | 296 | 2.01 | .925 | Career | 25 | 1428 | 15 | 6 | 2 | 4 | 52 | 2.18 | 609 | .921 | |
| Season 25 | 15 | 6 | 2 | 2 | 52 | 1428 | 609 | 661 | 2.18 | .921 | | | | | | | | | | | | |

Playoff Experience: Has yet to appear in the Stanley Cup Playoffs

2012-13 Regular Season: Made his North American and NHL debut with Anaheim in 2012-13, posting a 15-6-2 record with a 2.18 GAA, .921 SV% and four shutouts...became the third NHL goaltender all-time to win his first eight-or-more career decisions, joining Ray Emery of Ottawa (NHL record 9-0-0 from 2003-05, 12 games) and Bob Froese of Philadelphia (8-0-0 in 1983)...was the first goalie to start a season 8-0-0 since Tim Thomas of Boston in 2010...the eight-game winning streak was the longest in the NHL since a nine-game streak by Marc-Andre Fleury of Pittsburgh from Feb. 21-Mar. 17, 2012...was also the first goaltender to win his first four NHL appearances since Nolan Schaefer (with San Jose) won his first five games from Oct. 26-Nov. 4, 2005 (streak was broken by no-decision in his fifth game in relief on Feb. 8)...was also the first goaltender in club history to win his first eight decisions as a Duck (previous mark held by Ray Emery in 2010-11, 6 consecutive wins)... completed the season ranked 12th in the NHL in GAA, 13th in SV%, and tied for sixth in shutouts...was named the NHL's Second Star of the Week for Feb. 11-17, going 3-0-0 with a 1.89 GAA and .935 SV%...secured his fourth shutout of the season by stopping all 24 shots he faced, Apr. 22 @ EDM...allowed two-or-fewer goals in 14 of his 25 starts...made 26 saves for the third shutout of his career, Apr. 1 @ DAL...recorded his first home shutout, stopping all 29 shots in a 4-0 win, Mar. 8 vs. CGY...picked up his first career shutout in a 3-0 win (31 saves), Feb. 6 @ COL...earned the win in his NHL debut, stopping 19-of-21 shots and all three shootout attempts for a 3-2 victory, Jan. 26 vs. NSH...went 5-1 in shootouts, stopping 13-of-20 shots (.650 SV%)...competed in three contests with Norfolk from Jan. 15-19...earned his first North American win on Jan. 18 vs. St. John's, stopping 20-of-22 shots and all five shootout attempts for a 3-2 victory.

CAREER STATISTICS

| Season | Team | League | REGULAR SEASON | | | | | | | | PLAYOFFS | | | | | |
|-------------------|----------------|------------|----------------|-------------|-----------|----------|-------------|-------------|---------------|----------|----------|----------|----------|----------|----------|---|
| | | | GP | MIN | GA | SO | GAA | SV% | W-L-OT | GP | MIN | GA | SO | GAA | W-L | |
| 2007-08 | Vaxjo | Sweden-2 | 30 | - | - | - | 2.25 | .926 | - | - | 3 | - | - | - | 3.72 | - |
| 2008-09 | Vaxjo | Sweden-2 | 9 | - | - | - | 3.04 | .921 | - | - | - | - | - | - | - | - |
| 2009-10 | Vaxjo | Sweden-2 | 23 | - | - | - | 2.15 | .930 | - | - | 6 | - | - | - | 3.13 | - |
| 2010-11 | AIK | Sweden | 42 | 2473 | 93 | 2 | 2.26 | .925 | 22-12-8 | 8 | 472 | 14 | 1 | 1.78 | 4-4 | |
| 2011-12 | AIK | Sweden | 46 | 2683 | 95 | 5 | 2.12 | .934 | 23-16-6 | 12 | 752 | 35 | 1 | 2.79 | 7-5 | |
| 2012-13 | Norfolk | AHL | 3 | 183 | 6 | 0 | 1.96 | .914 | 1-2-0 | - | - | - | - | - | - | |
| 2012-13 | ANAHEIM | NHL | 25 | 1428 | 52 | 4 | 2.18 | .921 | 15-6-2 | - | - | - | - | - | - | |
| NHL Totals | | | 25 | 1428 | 52 | 4 | 2.18 | .921 | 15-6-2 | - | - | - | - | - | - | |

2012-13 Single Game Highs:

***Saves:** 35, Apr. 7 vs. LA
 ***Shots Faced:** 38, two times (last: Apr. 7 vs. LA)
 ***Goals Against:** 5, Feb. 9 @ STL
 ***Winning Streak:** Eight games, Jan. 26-Feb. 16
 ***Losing Streak:** Two games, two times (last: Apr. 13-17)
 ***Shutout Sequence:** 112:43, Mar. 25-Apr. 3 (spanning three games)
 ***Consecutive Games Played:** 7 games, Feb. 4-16
 ***Consecutive Starts:** 4 games, two times (last: Apr. 1-7)
 ***Penalty Shots:** 1-for-1, Feb. 25 @ LA (Brown unsuccessful)

*career high; #ties career high



30 VIKTOR FASTH

Goaltender

| Game | GP | Min | GA | W-L-T | EN | Shutouts | Shots | Saves | PIM | Points | GAA |
|-----------------|------------------------------|----------------|-----------|---------------|----------|----------|------------|------------|----------|----------|-------------|
| Jan. 19 @ VAN | Minors | | | | | | | | | | |
| Jan. 21 @ CGY | Did Not Play | | | | | | | | | | |
| Jan. 25 vs. VAN | Did Not Play | | | | | | | | | | |
| Jan. 26 vs. NSH | 1 | 64:58 | 2 | 1-0-0 | 0 | 0 | 21 | 19 | 0 | 0 | 1.85 |
| Jan. 29 @ SJ | Did Not Play | | | | | | | | | | |
| Feb. 1 vs. MIN | 1 | 60:00 | 1 | 2-0-0 | 0 | 0 | 27 | 26 | 0 | 0 | 1.00 |
| Feb. 2 vs. LA | Did Not Play | | | | | | | | | | |
| Feb. 4 vs. SJ | 1 | 59:48 | 1 | 3-0-0 | 0 | 0 | 26 | 25 | 0 | 0 | 1.00 |
| Feb. 6 @ COL | 1 | 59:57 | 0 | 4-0-0 | 0 | 1 | 31 | 31 | 0 | 0 | 0.00 |
| Feb. 8 @ DAL | 1 | 38:50 | 1 | 4-0-0 | 0 | 0 | 12 | 11 | 0 | 0 | 1.54 |
| Feb. 9 @ STL | 1 | 65:00 | 5 | 5-0-0 | 0 | 0 | 31 | 26 | 0 | 0 | 4.61 |
| Feb. 12 @ CHI | 1 | 65:00 | 2 | 6-0-0 | 0 | 0 | 30 | 28 | 0 | 0 | 1.84 |
| Feb. 15 @ DET | 1 | 59:50 | 2 | 7-0-0 | 0 | 0 | 28 | 26 | 0 | 0 | 2.00 |
| Feb. 16 @ NSH | 1 | 65:00 | 2 | 8-0-0 | 0 | 0 | 34 | 32 | 0 | 0 | 1.84 |
| Feb. 18 vs. CBJ | Did Not Play | | | | | | | | | | |
| Feb. 24 vs. COL | Did Not Play | | | | | | | | | | |
| Feb. 25 @ LA | 1 | 58:30 | 4 | 8-1-0 | 1 | 0 | 24 | 20 | 0 | 0 | 4.10 |
| Feb. 27 vs. NSH | 1 | 59:40 | 1 | 9-1-0 | 0 | 0 | 21 | 20 | 0 | 0 | 1.00 |
| Mar. 1 vs. MIN | Did Not Play | | | | | | | | | | |
| Mar. 2 @ PHX | 1 | 65:00 | 4 | 9-1-1 | 0 | 0 | 37 | 33 | 0 | 0 | 3.69 |
| Mar. 4 @ PHX | Did Not Play | | | | | | | | | | |
| Mar. 6 vs. PHX | Did Not Play | | | | | | | | | | |
| Mar. 8 vs. CGY | 1 | 59:59 | 0 | 10-1-1 | 0 | 1 | 29 | 29 | 0 | 0 | 0.00 |
| Mar. 10 vs. STL | Did Not Play | | | | | | | | | | |
| Mar. 12 @ MIN | Injured - Upper Body | | | | | | | | | | |
| Mar. 14 @ DAL | Injured - Upper Body | | | | | | | | | | |
| Mar. 16 @ STL | Did Not Play | | | | | | | | | | |
| Mar. 18 vs. SJ | 1 | 60:00 | 3 | 11-1-1 | 0 | 0 | 35 | 32 | 0 | 0 | 3.00 |
| Mar. 20 vs. CHI | Did Not Play | | | | | | | | | | |
| Mar. 22 vs. DET | 1 | 23:06 | 3 | 11-2-1 | 0 | 0 | 11 | 8 | 0 | 0 | 7.79 |
| Mar. 24 vs. DET | Did Not Play | | | | | | | | | | |
| Mar. 25 vs. SJ | 1 | 59:19 | 4 | 11-3-1 | 1 | 0 | 38 | 34 | 0 | 0 | 4.05 |
| Mar. 27 @ SJ | Did Not Play | | | | | | | | | | |
| Mar. 29 @ CHI | Did Not Play | | | | | | | | | | |
| Mar. 31 @ CBJ | Did Not Play | | | | | | | | | | |
| Apr. 1 @ DAL | 1 | 60:00 | 0 | 12-3-1 | 0 | 1 | 26 | 26 | 0 | 0 | 0.00 |
| Apr. 3 vs. DAL | 1 | 59:48 | 2 | 13-3-1 | 0 | 0 | 25 | 23 | 0 | 0 | 2.01 |
| Apr. 5 vs. DAL | 1 | 59:55 | 3 | 13-4-1 | 0 | 0 | 25 | 22 | 0 | 0 | 3.00 |
| Apr. 7 vs. LA | 1 | 65:00 | 3 | 14-4-1 | 0 | 0 | 38 | 35 | 0 | 0 | 3.00 |
| Apr. 8 vs. EDM | Did Not Play | | | | | | | | | | |
| Apr. 10 vs. COL | 1 | 20:00 | 0 | 14-4-1 | 0 | 0 | 12 | 12 | 0 | 0 | 0.00 |
| Apr. 13 @ LA | 1 | 59:16 | 2 | 14-5-1 | 0 | 0 | 18 | 16 | 0 | 0 | 2.02 |
| Apr. 17 vs. CBJ | 1 | 62:17 | 3 | 14-5-2 | 0 | 0 | 28 | 25 | 0 | 0 | 2.89 |
| Apr. 19 @ CGY | Scratched - General Soreness | | | | | | | | | | |
| Apr. 21 @ EDM | Did Not Play | | | | | | | | | | |
| Apr. 22 @ EDM | 1 | 59:48 | 0 | 15-5-2 | 0 | 1 | 24 | 24 | 0 | 0 | 0.00 |
| Apr. 25 @ VAN | Did Not Play | | | | | | | | | | |
| Apr. 27 vs. PHX | 1 | 58:17 | 4 | 15-6-2 | 1 | 0 | 30 | 26 | 0 | 0 | 4.12 |
| Totals: | 25 | 1428:18 | 52 | 15-6-2 | 3 | 4 | 661 | 609 | 0 | 0 | 2.18 |



4 CAM FOWLER

Defenseman



Shoots: Left **Height:** 6-1 **Weight:** 196 **Age:** 21; turns 22 on Dec. 5, 2013
Born: Dec. 5, 1991; Windsor, Ontario **Hometown:** Farmington Hills, Mich.
Drafted: By Anaheim in the first round (12th overall) of the 2010 NHL Entry Draft

2012-13 Statistics

Home: 21, 0-5=5, -2
Road: 16, 1-5=6, -2
Total: 37, 1-10=11, -4

| STATS | GP | G | A | Pts | PIM | PPG | SHG | GWG | Shots | Shot% |
|--------|-----|----|----|-----|-----|-----|-----|-----|-------|-------|
| Season | 37 | 1 | 10 | 11 | 4 | 1 | 0 | 0 | 50 | 2.0 |
| Career | 195 | 16 | 64 | 80 | 42 | 9 | 0 | 3 | 296 | 5.4 |

| REAL TIME | | | | | | | | | | |
|-----------|----------|---------|-----|----------|------|-----------|-----------|---------|-------|-----|
| TOI | TOI/Game | Faceoff | W-L | FO Win % | Hits | Takeaways | Giveaways | Blocked | Shots | +/- |
| 756:15 | 20:26 | 0-0 | | 0.0 | 37 | 5 | 30 | 41 | | -4 |

Playoff Experience: Made his Stanley Cup Playoffs debut in the CQF series vs. NSH, scoring 1-3=4 points with two PIM in six games...led Anaheim defensemen in points, goals and shots (12), and tied for first in assists...scored his first career postseason goal (Rinne) as part of a two-point night (1-1=2) in Game 4 of the CQF, Apr. 20 @ NSH...collected his first career Stanley Cup Playoff points (0-2=2) in Game 2 of the CQF, Apr. 15 vs. NSH...recorded 23:37 TOI in his Stanley Cup Playoffs debut in Game 1 of the CQF, Apr. 13 vs. NSH.

2012-13 Regular Season: Appeared in his third NHL season with Anaheim...scored 1-10=11 points in 37 games...ranked third on the team in TOI (20:26) and third among defensemen in scoring...finished with 41 blocked shots and 19 hits...was plus-or-even in 26 of 37 appearances, including his last seven consecutive games (+3)...had points in his last two games (0-2=2) and four of the last five (1-3=4)...scored his first goal of the season on the power play in a 3-1 victory, Apr. 21 @ EDM...logged a season-high 25:19 TOI to help lead Anaheim to a 5-1 win, Feb. 27 vs. NSH...earned a season-best +2 rating in a 7-4 victory, Feb. 2 vs. Los Angeles...made his season debut on Jan. 21 @ CGY, going scoreless in a team-high 22:05 TOI...missed two games with an upper-body injury, Apr. 13-17...also missed eight games with an upper-body injury, Feb. 4-18...was scratched with flu-like symptoms on Opening Night, Jan. 19 @ VAN...played in the Swedish second division (Allsvenskan) during the lockout, scoring 2-5=7 points with 14 PIM in 13 games with Sodertalje.

| CAREER STATISTICS | | | | | | | | | | | | | |
|-------------------|------------|----------------|------------|-----------|-----------|-----------|-----------|------------|----------|----------|----------|----------|----------|
| | | REGULAR SEASON | | | | | | PLAYOFFS | | | | | |
| Season | Team | League | GP | G | A | P | PIM | +/- | GP | G | A | P | PIM |
| 2009-10 | Windsor | OHL | 55 | 8 | 47 | 55 | 14 | +38 | 19 | 3 | 11 | 14 | 10 |
| 2010-11 | ANAHEIM | NHL | 76 | 10 | 30 | 40 | 20 | -25 | 6 | 1 | 3 | 4 | 2 |
| 2011-12 | ANAHEIM | NHL | 82 | 5 | 24 | 29 | 18 | -28 | - | - | - | - | - |
| 2012-13 | Sodertalje | Sweden-2 | 13 | 2 | 5 | 7 | 14 | - | - | - | - | - | - |
| | ANAHEIM | NHL | 37 | 1 | 10 | 11 | 4 | -4 | - | - | - | - | - |
| NHL Totals | | | 195 | 16 | 64 | 80 | 42 | -57 | 6 | 1 | 3 | 4 | 2 |

Playoff Single Game Career Highs
Goals: 1, Apr. 20, 2011 @ NSH, CQF Game 4
Assists: 2, Apr. 15, 2011 vs. NSH, CQF Game 2
Points: 2, Apr. 15, 2011 vs. NSH, CQF Game 2 (0-2=2)
SOG: 4, Apr. 24, 2011 @ NSH, CQF Game 6
PIM: 2, Apr. 22, 2011 vs. NSH, CQF Game 5
Plus/Minus: +2, Apr. 20, 2011 @ NSH, CQF Game 4
TOI: 25:53, Apr. 24, 2011 @ NSH, CQF Game 6


2012-13 Single Game Highs
Goals: 1, Apr. 21 @ EDM
Assists: 1, 10 times (last: Apr. 27 vs. PHX)
Points: 1, 11 times (last: Apr. 27 vs. PHX; 0-1=1)
PIM: 2, two times (last: Feb. 1 vs. MIN)
TOI: 25:19, Feb. 27 vs. NSH
Shots: 5, two times (last: Mar. 14 @ DAL)
Plus/Minus: +2, two times (last: Apr. 25 @ VAN)
Goal Streak: None
Assist Streak: Two games, two times (last: Apr. 25-27; 0-2=2)
Point Streak: Two games, three times (last: Apr. 25-27; 0-2=2)
Penalty Shots: None
 *career high; # ties career high



4 CAM FOWLER

Defenseman

| Game | GP | Goals | Assists | Points | PIM | PP | SH | GWG | Shots | +/- | TOI |
|-----------------|-------------------------------|----------|-----------|-----------|----------|----------|----------|----------|-----------|-----------|---------------|
| Jan. 19 @ VAN | Scratched - Flu-like Symptoms | | | | | | | | | | |
| Jan. 21 @ CGY | 1 | 0 | 0 | 0 | 2 | 0 | 0 | 0 | 0 | 0 | 22:05 |
| Jan. 25 vs. VAN | 1 | 0 | 0 | 0 | 0 | 0 | 0 | 0 | 3 | -1 | 20:08 |
| Jan. 26 vs. NSH | 1 | 0 | 1 | 1 | 0 | 0 | 0 | 0 | 0 | 1 | 23:23 |
| Jan. 29 @ SJ | 1 | 0 | 0 | 0 | 0 | 0 | 0 | 0 | 2 | 0 | 22:39 |
| Feb. 1 vs. MIN | 1 | 0 | 0 | 0 | 2 | 0 | 0 | 0 | 3 | 0 | 24:09 |
| Feb. 2 vs. LA | 1 | 0 | 0 | 0 | 0 | 0 | 0 | 0 | 0 | 2 | 7:18 |
| Feb. 4 vs. SJ | Injured - Upper Body | | | | | | | | | | |
| Feb. 6 @ COL | Injured - Upper Body | | | | | | | | | | |
| Feb. 8 @ DAL | Injured - Upper Body | | | | | | | | | | |
| Feb. 9 @ STL | Injured - Upper Body | | | | | | | | | | |
| Feb. 12 @ CHI | Injured - Upper Body | | | | | | | | | | |
| Feb. 15 @ DET | Injured - Upper Body | | | | | | | | | | |
| Feb. 16 @ NSH | Injured - Upper Body | | | | | | | | | | |
| Feb. 18 vs. CBJ | Injured - Upper Body | | | | | | | | | | |
| Feb. 24 vs. COL | 1 | 0 | 0 | 0 | 0 | 0 | 0 | 0 | 2 | -1 | 19:24 |
| Feb. 25 @ LA | 1 | 0 | 0 | 0 | 0 | 0 | 0 | 0 | 0 | -1 | 23:56 |
| Feb. 27 vs. NSH | 1 | 0 | 0 | 0 | 0 | 0 | 0 | 0 | 2 | 1 | 25:19 |
| Mar. 1 vs. MIN | 1 | 0 | 0 | 0 | 0 | 0 | 0 | 0 | 1 | 0 | 18:56 |
| Mar. 2 @ PHX | 1 | 0 | 0 | 0 | 0 | 0 | 0 | 0 | 5 | -1 | 24:49 |
| Mar. 4 @ PHX | 1 | 0 | 1 | 1 | 0 | 0 | 0 | 0 | 2 | -1 | 20:23 |
| Mar. 6 vs. PHX | 1 | 0 | 0 | 0 | 0 | 0 | 0 | 0 | 0 | 0 | 18:19 |
| Mar. 8 vs. CGY | 1 | 0 | 0 | 0 | 0 | 0 | 0 | 0 | 0 | 0 | 20:45 |
| Mar. 10 vs. STL | 1 | 0 | 0 | 0 | 0 | 0 | 0 | 0 | 0 | 0 | 23:08 |
| Mar. 12 @ MIN | 1 | 0 | 0 | 0 | 0 | 0 | 0 | 0 | 2 | 0 | 19:39 |
| Mar. 14 @ DAL | 1 | 0 | 0 | 0 | 0 | 0 | 0 | 0 | 5 | -1 | 20:53 |
| Mar. 16 @ STL | 1 | 0 | 1 | 1 | 0 | 0 | 0 | 0 | 2 | 0 | 21:18 |
| Mar. 18 vs. SJ | 1 | 0 | 0 | 0 | 0 | 0 | 0 | 0 | 2 | 0 | 18:57 |
| Mar. 20 vs. CHI | 1 | 0 | 0 | 0 | 0 | 0 | 0 | 0 | 1 | 0 | 20:10 |
| Mar. 22 vs. DET | 1 | 0 | 1 | 1 | 0 | 0 | 0 | 0 | 2 | 1 | 21:51 |
| Mar. 24 vs. DET | 1 | 0 | 0 | 0 | 0 | 0 | 0 | 0 | 2 | 0 | 22:50 |
| Mar. 25 vs. SJ | 1 | 0 | 1 | 1 | 0 | 0 | 0 | 0 | 1 | -1 | 22:16 |
| Mar. 27 @ SJ | 1 | 0 | 0 | 0 | 0 | 0 | 0 | 0 | 1 | -2 | 22:25 |
| Mar. 29 @ CHI | 1 | 0 | 0 | 0 | 0 | 0 | 0 | 0 | 1 | 0 | 17:24 |
| Mar. 31 @ CBJ | 1 | 0 | 0 | 0 | 0 | 0 | 0 | 0 | 0 | 1 | 21:14 |
| Apr. 1 @ DAL | 1 | 0 | 1 | 1 | 0 | 0 | 0 | 0 | 3 | 0 | 18:15 |
| Apr. 3 vs. DAL | 1 | 0 | 1 | 1 | 0 | 0 | 0 | 0 | 0 | -2 | 21:25 |
| Apr. 5 vs. DAL | 1 | 0 | 0 | 0 | 0 | 0 | 0 | 0 | 2 | -1 | 19:13 |
| Apr. 7 vs. LA | 1 | 0 | 0 | 0 | 0 | 0 | 0 | 0 | 2 | -1 | 20:53 |
| Apr. 8 vs. EDM | 1 | 0 | 0 | 0 | 0 | 0 | 0 | 0 | 0 | 0 | 16:03 |
| Apr. 10 vs. COL | 1 | 0 | 0 | 0 | 0 | 0 | 0 | 0 | 0 | 0 | 4:35 |
| Apr. 13 @ LA | Injured - Upper Body | | | | | | | | | | |
| Apr. 17 vs. CBJ | Injured - Upper Body | | | | | | | | | | |
| Apr. 19 @ CGY | 1 | 0 | 1 | 1 | 0 | 0 | 0 | 0 | 0 | 0 | 21:50 |
| Apr. 21 @ EDM | 1 | 1 | 0 | 1 | 0 | 1 | 0 | 0 | 2 | 1 | 22:51 |
| Apr. 22 @ EDM | 1 | 0 | 0 | 0 | 0 | 0 | 0 | 0 | 0 | 0 | 21:56 |
| Apr. 25 @ VAN | 1 | 0 | 1 | 1 | 0 | 0 | 0 | 0 | 1 | 2 | 22:09 |
| Apr. 27 vs. PHX | 1 | 0 | 1 | 1 | 0 | 0 | 0 | 0 | 1 | 0 | 23:27 |
| Totals | 37 | 1 | 10 | 11 | 4 | 1 | 0 | 0 | 50 | -4 | 756:15 |



15 RYAN GETZLAF

Center



Shoots: Right **Height:** 6-4 **Weight:** 221 **Age:** 27; turns 28 on May 10, 2013
Born: May 10, 1985; Regina, Saskatchewan **Hometown:** Calgary, Alberta
Drafted: By Anaheim in the first round (19th overall) of the 2003 NHL Entry Draft

2012-13 Statistics

Home: 21, 9-21=30, +12
 Road: 23, 6-13=19, +2
Total: 44, 15-34=49, +14

| STATS | GP | G | A | Pts | PIM | PPG | SHG | GWG | Shots | Shot% |
|--------|-----|-----|-----|-----|-----|-----|-----|-----|-------|-------|
| Season | 44 | 15 | 34 | 49 | 41 | 4 | 3 | 3 | 99 | 15.2 |
| Career | 556 | 152 | 369 | 521 | 81 | 57 | 5 | 27 | 1,281 | 11.9 |

| REAL TIME | | | | | | | | | | |
|-----------|----------|-------------|----------|------|-----------|-----------|---------------|-----|--|--|
| TOI | TOI/Game | Faceoff W-L | FO Win % | Hits | Takeaways | Giveaways | Blocked Shots | +/- | | |
| 888:31 | 20:11 | 355-384 | 48.0 | 89 | 27 | 31 | 42 | +14 | | |

Playoff Experience: Won his first Stanley Cup with Anaheim in 2007...this year marks his sixth Stanley Cup Playoffs appearance in his eight NHL seasons...appeared in the Stanley Cup Playoffs in six of his eight NHL seasons...among playoff franchise leaders all-time, ranks first in assists (35), second in scoring (18-35=53), tied for second in goals, PPG (7) and GWG (5), and tied for fourth in appearances (62)...appeared in all six CQF games vs. NSH in 2011, collecting 2-4=6 points with nine PIM...tied his playoff career high in points (1-2=3) in Game 2 of the CQF, Apr. 15 vs. NSH...his second assist on Bob-by Ryan's second-period goal marked his 50th career NHL playoff point...notched his second multi-point game of the series in Game 4 (1-1=2), Apr. 20 @ NSH...in the 2009 postseason, ranked third in the NHL in assists and sixth in scoring (4-14=18) despite playing in only two rounds...led all league forwards in avg. TOI (24:08)...tied for third in PPA (8)...established Ducks records in career postseason assists (31), most assists in a playoff season (14), most points in a playoff season (18) and most points in a playoff series (2-8=10 in the CSF vs. DET)...registered points in a franchise-high eight consecutive games from Apr. 21-May 7 (2-2=14), which tied for the second longest streak in the postseason...collected a playoff career-high 1-2=3 points and 38:59 TOI in Game 2 of the CSF, May 3 @ DET...in the CQF series vs. SJ, collected 2-6=8 points with a +5 rating...appeared in all six CQF games vs. DAL in 2008, finishing tied for the team lead in assists (3) and points (5)...had multiple-point games in Game 3 on Apr. 15 @ DAL (1-1=2) and Game 5 on Apr. 18 vs. DAL (1-1=2), tying his playoff career high...in 2007, won his first Stanley Cup championship with Anaheim...led the Ducks in postseason scoring with 7-10=17 points, setting a franchise record for most points in a single playoff season...among NHL playoff leaders, ranked tied for second in GWG (3) and SHG (1), fifth in scoring, tied for sixth in assists, and tied for fifth in PPP...among team leaders, finished tied for second in goal scoring...scored 4-6=10 points in the last 11 games...scored the GWG and earned an assist in Game 4 of the WCF, May 17 vs. DET...scored the game-winning series-clinching goal in Game 5 of the CQF, Apr. 19 vs. MIN...scored his first career playoff SHG and collected an assist in Game 2 of the CQF, Apr. 13 vs. MIN...in 2006, appeared in 16 playoff games with Anaheim...concluded the postseason ranked among rookie leaders in goals (tied for second with three), PPG (tied for second with two) and PPP (second with two)...recorded his first multiple-point game in Game 4 of the WCF, May 25 @ EDM (1-1=2)...scored a goal in Game 2 of the CSF, May 7 vs. COL...scored his first career NHL playoff goal in Game 4 of the CQF, Apr. 27 vs. CGY.

2012-13 Regular Season: Appeared in his eighth NHL season with Anaheim, scoring 15-34=49 points with a +14 rating and 41 PIM in 44 games...finished the season tied for 10th in the NHL in scoring, tied for eighth in assists and tied for third in home scoring (9-21=30)...led the team in points and assists, co-lead in goals, tied for second in PPG (4) and tied for third in plus/minus...compiled 15 multi-point games, including one multi-goal game and nine multi-assist contests...earned two assists on Apr. 27 vs. PHX to move into a tie with Paul Kariya for second place on the franchise's all-time assists list (369)...netted a career-high three SHG, one shy of the single-season club record...his three SHG came in the final 28 games of the season, including Apr. 13 @ LA, Mar. 19 vs. SJ and Mar. 4 @ PHX...had a pair of season-high four-game assist streaks, including Mar. 4-10 (3-6=9) and Feb. 18-27 (2-7=9)...capped his first four-game assist streak with a season-best three helpers on Feb. 27 vs. NSH, including his 350th career assist...also posted a season-high three-game goal streak (3-4=7) from Mar. 4-8...recorded points in his last three games (1-3=4), five of his last six (2-4=6) and seven of his last nine (3-8=11)...had five consecutive multi-point games at home from Mar. 6-20 (3-7=10, +7) and recorded a career-high 12-game home point streak from Feb. 1-Mar. 20 (7-15=22, +12)...also owned a four-game multi-point streak from Mar. 4-10 (3-6=9), becoming the first Anaheim player to accomplish the feat since Corey Perry from Mar. 30-Apr. 6, 2011 (6-5=11, +5)...earned his 500th career point as part of a multi-point night (1-1=2), Mar. 8 vs. CGY...became the third player in franchise history to reach the milestone (Teemu Selanne and Paul Kariya)...posted a season-best +3 rating in a 5-2 win, Feb. 15 @ DET...logged a season-high 26:17 TOI in a 3-2 shootout victory, Jan. 26 vs. NSH...scored a career-tying two goals (14th time) to lead Anaheim to a 5-4 win, Jan. 21 @ CGY...missed three games with a lower-body injury, Apr. 5-8.

| CAREER STATISTICS | | | | | | | | | | | | | |
|-------------------|----------|--------|----------------|-----|-----|-----|-----|-----|----|----------|----|----|-----|
| Season | Team | League | REGULAR SEASON | | | | | | | PLAYOFFS | | | |
| | | | GP | G | A | P | PIM | +/- | GP | G | A | P | PIM |
| 2001-02 | Calgary | WHL | 63 | 9 | 9 | 18 | 34 | - | 7 | 2 | 1 | 3 | 4 |
| 2002-03 | Calgary | WHL | 70 | 29 | 39 | 68 | 121 | - | 5 | 1 | 1 | 2 | 6 |
| 2003-04 | Calgary | WHL | 49 | 28 | 47 | 75 | 97 | - | 7 | 5 | 1 | 6 | 12 |
| 2004-05 | Calgary | WHL | 51 | 29 | 25 | 54 | 102 | - | 12 | 4 | 13 | 17 | 18 |
| | Portland | AHL | - | - | - | - | - | - | 10 | 1 | 4 | 5 | 4 |
| 2005-06 | Portland | AHL | 17 | 8 | 25 | 33 | 36 | - | 1 | 0 | 0 | 0 | 4 |
| | ANAHEIM | NHL | 57 | 14 | 25 | 39 | 22 | +6 | 16 | 3 | 4 | 7 | 13 |
| 2006-07 | ANAHEIM | NHL | 82 | 25 | 33 | 58 | 66 | +17 | 21 | 7 | 10 | 17 | 32 |
| 2007-08 | ANAHEIM | NHL | 77 | 24 | 58 | 82 | 94 | +32 | 6 | 2 | 3 | 5 | 6 |
| 2008-09 | ANAHEIM | NHL | 81 | 25 | 66 | 91 | 121 | +5 | 13 | 4 | 14 | 18 | 25 |
| 2009-10 | ANAHEIM | NHL | 66 | 19 | 50 | 69 | 79 | +4 | - | - | - | - | - |
| 2010-11 | ANAHEIM | NHL | 67 | 19 | 57 | 76 | 35 | +14 | 6 | 2 | 4 | 6 | 9 |
| 2011-12 | ANAHEIM | NHL | 82 | 11 | 46 | 57 | 75 | -11 | - | - | - | - | - |
| 2012-13 | ANAHEIM | NHL | 44 | 15 | 34 | 49 | 41 | +14 | - | - | - | - | - |
| NHL Totals | | | 556 | 152 | 369 | 521 | 533 | +81 | 62 | 18 | 35 | 53 | 85 |

Playoff Single Game Career Highs

Goals: 1, 18 times (last: Apr. 20, 2011 @ NSH, CQF Game 4)
Assists: 2, five times (last: Apr. 15, 2011 vs. NSH, CQF Game 2)
Points: 3, two times (last: Apr. 15, 2011 vs. NSH, CQF Game 2; 1-2=3)
SOG: 6, two times (last: Apr. 20, 2011 @ NSH, CQF Game 4)
PIM: 7, two times (last: Apr. 17, 2011 @ NSH, CQF Game 3)
Plus/Minus: +3, Apr. 23, 2009 vs. SJ, CQF Game 4
TOI: 38:59, May 3, 2009 @ DET, CSF Game 2

2012-13 Single Game Highs


***Goals:** 2, Jan. 21 @ CGY
Assists: 3, Feb. 27 vs. NSH
Points: 3, four times (last: PIM: 14, Mar. 24 vs. DET
TOI: 26:17, Jan. 26 vs. NSH
Shots: 6, Mar. 24 vs. DET
Plus/Minus: +3, Feb. 15 @ DET
Goal Streak: Three games, Mar. 4-8 (3-4=7)
Assist Streak: Four games, two times (last: Mar. 4-10, 3-6=9)
Point Streak: Five games, two times (last: Feb. 18-Mar. 1, 3-7=10)
Penalty Shots: None
 *career high; #ties career high



15 RYAN GETZLAF

Center

| Game | GP | Goals | Assists | Points | PIM | PP | SH | GWG | Shots | +/- | TOI |
|-----------------|------------------------|-----------|-----------|-----------|-----------|----------|----------|----------|-----------|-----------|---------------|
| Jan. 19 @ VAN | 1 | 0 | 2 | 2 | 0 | 0 | 0 | 0 | 2 | 0 | 18:21 |
| Jan. 21 @ CGY | 1 | 2 | 0 | 2 | 0 | 0 | 0 | 1 | 4 | 1 | 21:26 |
| Jan. 25 vs. VAN | 1 | 0 | 0 | 0 | 2 | 0 | 0 | 0 | 4 | 0 | 21:05 |
| Jan. 26 vs. NSH | 1 | 0 | 0 | 0 | 2 | 0 | 0 | 0 | 3 | 1 | 26:17 |
| Jan. 29 @ SJ | 1 | 0 | 1 | 1 | 0 | 0 | 0 | 0 | 3 | -1 | 21:30 |
| Feb. 1 vs. MIN | 1 | 0 | 1 | 1 | 0 | 0 | 0 | 0 | 0 | 0 | 20:30 |
| Feb. 2 vs. LA | 1 | 1 | 0 | 1 | 0 | 0 | 0 | 0 | 4 | 1 | 21:47 |
| Feb. 4 vs. SJ | 1 | 0 | 1 | 1 | 0 | 0 | 0 | 0 | 4 | 1 | 22:00 |
| Feb. 6 @ COL | 1 | 0 | 1 | 1 | 2 | 0 | 0 | 0 | 0 | 1 | 16:25 |
| Feb. 8 @ DAL | 1 | 0 | 0 | 0 | 0 | 0 | 0 | 0 | 2 | 0 | 20:39 |
| Feb. 9 @ STL | 1 | 0 | 0 | 0 | 2 | 0 | 0 | 0 | 1 | -1 | 22:57 |
| Feb. 12 @ CHI | 1 | 1 | 0 | 1 | 0 | 1 | 0 | 0 | 4 | 1 | 22:18 |
| Feb. 15 @ DET | 1 | 0 | 2 | 2 | 0 | 0 | 0 | 0 | 2 | 3 | 19:37 |
| Feb. 16 @ NSH | 1 | 0 | 0 | 0 | 0 | 0 | 0 | 0 | 1 | 0 | 21:55 |
| Feb. 18 vs. CBJ | 1 | 1 | 1 | 2 | 0 | 0 | 0 | 0 | 1 | 0 | 17:53 |
| Feb. 24 vs. COL | 1 | 1 | 2 | 3 | 0 | 1 | 0 | 0 | 2 | 1 | 21:01 |
| Feb. 25 @ LA | 1 | 0 | 1 | 1 | 0 | 0 | 0 | 0 | 3 | -1 | 23:06 |
| Feb. 27 vs. NSH | 1 | 0 | 3 | 3 | 2 | 0 | 0 | 0 | 2 | 2 | 16:54 |
| Mar. 1 vs. MIN | 1 | 1 | 0 | 1 | 0 | 0 | 0 | 0 | 3 | 0 | 20:46 |
| Mar. 2 @ PHX | 1 | 0 | 0 | 0 | 0 | 0 | 0 | 0 | 2 | -2 | 26:13 |
| Mar. 4 @ PHX | 1 | 1 | 2 | 3 | 0 | 0 | 1 | 0 | 2 | 1 | 18:53 |
| Mar. 6 vs. PHX | 1 | 1 | 1 | 2 | 2 | 0 | 0 | 0 | 2 | 2 | 18:25 |
| Mar. 8 vs. CGY | 1 | 1 | 1 | 2 | 0 | 0 | 0 | 0 | 2 | 2 | 17:09 |
| Mar. 10 vs. STL | 1 | 0 | 2 | 2 | 0 | 0 | 0 | 0 | 3 | 2 | 23:52 |
| Mar. 12 @ MIN | 1 | 0 | 0 | 0 | 2 | 0 | 0 | 0 | 0 | 0 | 20:38 |
| Mar. 14 @ DAL | 1 | 0 | 0 | 0 | 2 | 0 | 0 | 0 | 2 | -1 | 21:57 |
| Mar. 16 @ STL | 1 | 0 | 0 | 0 | 0 | 0 | 0 | 1 | 0 | 0 | 21:55 |
| Mar. 18 vs. SJ | 1 | 1 | 1 | 2 | 0 | 0 | 1 | 0 | 2 | 0 | 17:34 |
| Mar. 20 vs. CHI | 1 | 0 | 2 | 2 | 0 | 0 | 0 | 0 | 4 | 1 | 17:12 |
| Mar. 22 vs. DET | 1 | 0 | 0 | 0 | 7 | 0 | 0 | 0 | 0 | 0 | 16:49 |
| Mar. 24 vs. DET | 1 | 1 | 0 | 1 | 14 | 1 | 0 | 0 | 6 | 0 | 19:49 |
| Mar. 25 vs. SJ | 1 | 0 | 1 | 1 | 0 | 0 | 0 | 0 | 2 | -2 | 20:13 |
| Mar. 27 @ SJ | 1 | 0 | 0 | 0 | 0 | 0 | 0 | 0 | 5 | -2 | 19:52 |
| Mar. 29 @ CHI | 1 | 0 | 1 | 1 | 0 | 0 | 0 | 0 | 1 | 2 | 22:35 |
| Mar. 31 @ CBJ | 1 | 0 | 0 | 0 | 0 | 0 | 0 | 0 | 4 | 0 | 23:55 |
| Apr. 1 @ DAL | 1 | 0 | 2 | 2 | 0 | 0 | 0 | 0 | 2 | 1 | 17:07 |
| Apr. 3 vs. DAL | 1 | 1 | 2 | 3 | 0 | 0 | 0 | 0 | 2 | 2 | 12:56 |
| Apr. 5 vs. DAL | Scratched - Lower Body | | | | | | | | | | |
| Apr. 7 vs. LA | Scratched - Lower Body | | | | | | | | | | |
| Apr. 8 vs. EDM | Scratched - Lower Body | | | | | | | | | | |
| Apr. 10 vs. COL | 1 | 0 | 0 | 0 | 0 | 0 | 0 | 0 | 0 | -1 | 19:21 |
| Apr. 13 @ LA | 1 | 1 | 0 | 1 | 2 | 0 | 1 | 0 | 4 | 0 | 19:20 |
| Apr. 17 vs. CBJ | 1 | 0 | 1 | 1 | 0 | 0 | 0 | 0 | 0 | 0 | 20:54 |
| Apr. 19 @ CGY | 1 | 0 | 0 | 0 | 0 | 0 | 0 | 0 | 3 | -1 | 22:38 |
| Apr. 21 @ EDM | 1 | 0 | 1 | 1 | 0 | 0 | 0 | 0 | 1 | 0 | 21:24 |
| Apr. 22 @ EDM | 1 | 1 | 0 | 1 | 0 | 1 | 0 | 1 | 4 | 1 | 14:33 |
| Apr. 25 @ VAN | Healthy Scratch | | | | | | | | | | |
| Apr. 27 vs. PHX | 1 | 0 | 2 | 2 | 2 | 0 | 0 | 0 | 1 | 0 | 16:50 |
| Totals | 44 | 15 | 34 | 49 | 41 | 4 | 3 | 3 | 99 | 14 | 888:31 |



1 JONAS HILLER

Goaltender



Catches: Right **Height:** 6-2 **Weight:** 194 **Age:** 31; turns 32 on Feb. 12, 2014
Born: Feb. 12, 1982; Felben Wellhausen, Switzerland **Hometown:** Felben Wellhausen, Switzerland
Acquired: Signed as a free agent, May 25, 2007
Drafted: Not drafted

2012-13 Statistics

| | GP | W | L | T | GA | MIN | SAVES | SHOTS | GAA | SV% | STATS | GPI | Min | W | L | OT | SO | GA | GAA | Saves | Sv % | |
|------------------|-----------|----------|----------|-----------|-------------|------------|------------|-------------|-------------|------|--------|-----|-------|-----|----|----|----|-----|------|-------|------|--|
| Home | 12 | 8 | 3 | 0 | 29 | 681 | 272 | 301 | 2.56 | .904 | Season | 26 | 1499 | 15 | 6 | 4 | 1 | 59 | 2.36 | 616 | .913 | |
| Road | 14 | 7 | 3 | 4 | 30 | 818 | 344 | 374 | 2.20 | .920 | Career | 276 | 15469 | 133 | 97 | 25 | 16 | 648 | 2.51 | 7196 | .917 | |
| Season 26 | 15 | 6 | 4 | 59 | 1499 | 616 | 675 | 2.36 | .913 | | | | | | | | | | | | | |

Playoff Experience: Set to make his second appearance in the Stanley Cup Playoffs (also 2009)...among franchise leaders, leads in post-season SV% (.943) and ranks second in saves (494)...ranks third on the club's all-time list in postseason wins (7), minutes played (807), GAA (2.23) and shutouts (2)...made his Stanley Cup Playoffs debut in 2009, leading the NHL in SV% (.946), ranking third in GAA (2.23) and tied for first in shutouts (2)...stopped 45-of-46 shots for his sixth career postseason win in Game 3 of the CSF, May 5 vs. DET...turned away a career-high 59-of-62 shots in the Ducks' triple-OT victory in Game 2 of the CSF, May 3 @ DET...his 59 saves were the most by a Ducks netminder since Apr. 10, 2003 in Game 1 of the CQF @ DET (Giguere, 63 SV)...in the CQF vs. SJ, stopped 220-of-230 shots in six games (.957 SV%), earning a 1.64 GAA and his first two postseason shutouts...stopped all 31 shots he faced for his second career post-season shutout in Game 4 of the CQF, Apr. 23 vs. SJ...made his Stanley Cup Playoffs debut in Game 1 of the CQF, Apr. 16 @ SJ...earned a 2-0 shutout victory, stopping all 35 shots...became the first goaltender to record a shutout in his playoff debut since BOS's Andrew Raycroft in 2004 (Game 1, CQF vs. MTL, Apr. 7).

2012-13 Regular Season: Appeared in his sixth NHL season...went 15-6-4 with a 2.36 GAA and .913 SV% with one shutout in 26 games...in his last seven starts of 2012-13, posted a 1.79 GAA (12 GA/403 MIN) and .931 SV% (163-of-175) with a 4-2-1 record...allowed two-or-fewer goals in 17 of his 25 decisions this season (one ND), including 13 of the last 14...from Mar. 1-Apr. 27 (conclusion of 2012-13 regular season), his 1.94 GAA (34 GA/1049 MIN) ranked seventh in the NHL...at Honda Center, won seven consecutive games (7-0-0) from Feb. 2-Mar. 20, for a .921 SV% (175-of-190) and 2.12 GAA (15 GA/424 MIN)...won eight of his last 10 decisions at Honda Center overall (8-2-0, one ND), posting a 2.32 GAA (24 GA/620 MIN) and a .910 SV% (243-of-267)...helped Anaheim to a 2-0-0 start on the road, Jan. 19 @ VAN (26 saves) and Jan. 21 @ CGY (21 saves)...secured his first shutout of the season and 16th of his career in an 18-save effort, Mar. 6 vs. PHX (2-0)...won four consecutive games from Mar. 6-14, stopping 110-of-114 shots for a 0.98 GAA (4 GA/245 MIN) and .965 SV% in that span...also had a 10-game point streak (8-0-2) from Feb. 18-Mar. 20, stopping 263-of-282 for a .933 SV% and 1.86 GAA (19 GA/614 MIN)...missed three games with a lower-body injury (Feb. 8-15)...stopped Alexandre Burrows' second period penalty shot attempt, Jan. 25 vs. VAN...is now 4-of-5 career in penalty shot situations...posted a 1-2 record in shootouts (Jan. 29, 3-2 SOL @ SJ; Mar. 4, 5-4 SOL @ PHX; Mar. 14, 2-1 SOL @ DAL), stopping 7-of-10 shootout attempts (.700%).

| CAREER STATISTICS | | REGULAR SEASON | | | | | | | | | | PLAY- | | | |
|-------------------|-------------|----------------|-------|-----|----|------|------|-----------|----|------|----|-------|------|--------|--|
| OFFS | | GP | MIN | GA | SO | GAA | SV% | W-L-OT | GP | MIN | GA | SO | GAA | W-L | |
| 2003-04 | Lausanne | 10 | 710 | 42 | 1 | 3.60 | - | 3-8-1 | 4 | 251 | 7 | 0 | 1.70 | 4-0-0 | |
| 2004-05 | Davos | 43 | 2519 | 95 | 8 | 2.26 | - | 26-12-4 | 15 | 932 | 34 | 0 | 2.19 | 12-3-0 | |
| 2005-06 | Davos | 44 | 2676 | 110 | 3 | 2.47 | - | 23-16-5 | 15 | 900 | 45 | 1 | 3.00 | 9-6-0 | |
| 2006-07 | Davos | 44 | 2656 | 115 | 3 | 2.60 | - | 28-16-0 | 19 | 1138 | 39 | 3 | 2.05 | 12-7-0 | |
| 2007-08 | ANAHEIM | 23 | 1223 | 42 | 0 | 2.06 | .927 | 10-7-1 | - | - | - | - | - | - | |
| | Portland | 6 | 370 | 13 | 0 | 2.11 | .929 | 3-1-1 | - | - | - | - | - | - | |
| 2008-09 | ANAHEIM | 46 | 2486 | 99 | 4 | 2.39 | .919 | 23-15-1 | 13 | 807 | 30 | 2 | 2.23 | 7-6 | |
| 2009-10 | ANAHEIM | 59 | 3338 | 152 | 2 | 2.73 | .918 | 30-23-6 | - | - | - | - | - | - | |
| | Switzerland | 5 | 316 | 13 | 0 | 2.47 | .918 | 1-3-0 | - | - | - | - | - | - | |
| 2010-11 | ANAHEIM | 49 | 2672 | 114 | 5 | 2.56 | .924 | 26-16-3 | - | - | - | - | - | - | |
| 2011-12 | ANAHEIM | 73 | 4253 | 182 | 4 | 2.57 | .910 | 29-30-12 | - | - | - | - | - | - | |
| 2012-13 | ANAHEIM | 26 | 1499 | 59 | 1 | 2.36 | .913 | 15-6-4 | - | - | - | - | - | - | |
| NHL Totals | | 276 | 15469 | 648 | 16 | 2.51 | .917 | 133-97-25 | 13 | 807 | 30 | 2 | 2.23 | 7-6 | |

Playoff Career Highs
Shots Faced: 62, May 3, 2009 @ DET, CSF Game 2
Saves: 59, May 3, 2009 @ DET, CSF Game 2
Minutes Played: 101:15, May 3, 2009 @ DET, CSF Game 2
Shutouts: 2, two times (last: Apr. 23, 2009 vs. SJ, CSF Game 4)
Shutout Sequence: 76:51, Apr. 21, 2009 vs. SJ (CQF Game 3) - Apr. 25, 2009 @ SJ (CQF Game 5), spanning three games
2012-13 Single Game Highs:
Saves: 36, Mar. 4 @ PHX
Shots Faced: 40, Mar. 4 @ PHX
Goals Against: 5, Jan. 25 vs. TOR
Winning Streak: Four games, Mar. 6-14
Losing Streak: Two games, three times (last: Apr. 10-19)
Shutout Sequence: 105:42, Apr. 21-25 (spanning two games)
Consecutive Games Played: 4 games, Mar. 10-16
Consecutive Starts: 4 games, Mar. 10-16
Penalty Shots: 1-for-1, Jan. 25 vs. VAN (Burrows unsuccessful)
 *career high; #ties career high



1 JONAS HILLER

Goaltender

| Game | GP | Min | GA | W-L-T | EN | Shutouts | Shots | Saves | PIM | Points | GAA |
|-----------------|----------------------|----------------|-----------|---------------|----------|----------|------------|------------|----------|----------|-------------|
| Jan. 19 @ VAN | 1 | 60:00 | 3 | 1-0-0 | 0 | 0 | 29 | 26 | 0 | 0 | 3.00 |
| Jan. 21 @ CGY | 1 | 60:00 | 4 | 2-0-0 | 0 | 0 | 25 | 21 | 0 | 0 | 4.00 |
| Jan. 25 vs. VAN | 1 | 59:57 | 5 | 2-1-0 | 0 | 0 | 34 | 29 | 0 | 0 | 5.00 |
| Jan. 26 vs. NSH | Did Not Play | | | | | | | | | | |
| Jan. 29 @ SJ | 1 | 65:00 | 2 | 2-1-1 | 0 | 0 | 18 | 16 | 0 | 0 | 1.85 |
| Feb. 1 vs. MIN | Did Not Play | | | | | | | | | | |
| Feb. 2 vs. LA | 1 | 60:00 | 4 | 3-1-1 | 0 | 0 | 34 | 30 | 0 | 0 | 4.00 |
| Feb. 4 vs. SJ | Did Not Play | | | | | | | | | | |
| Feb. 6 @ COL | Did Not Play | | | | | | | | | | |
| Feb. 8 @ DAL | 1 | 20:00 | 2 | 3-2-1 | 0 | 0 | 16 | 14 | 0 | 0 | 6.00 |
| Feb. 9 @ STL | Injured - Lower Body | | | | | | | | | | |
| Feb. 12 @ CHI | Injured - Lower Body | | | | | | | | | | |
| Feb. 15 @ DET | Injured - Lower Body | | | | | | | | | | |
| Feb. 16 @ NSH | Did Not Play | | | | | | | | | | |
| Feb. 18 vs. CBJ | 1 | 60:00 | 2 | 4-2-1 | 0 | 0 | 27 | 25 | 0 | 0 | 2.00 |
| Feb. 24 vs. COL | 1 | 64:14 | 3 | 5-2-1 | 0 | 0 | 23 | 20 | 0 | 0 | 2.80 |
| Feb. 25 @ LA | Did Not Play | | | | | | | | | | |
| Feb. 27 vs. NSH | Did Not Play | | | | | | | | | | |
| Mar. 1 vs. MIN | 1 | 60:00 | 2 | 6-2-1 | 0 | 0 | 33 | 31 | 0 | 0 | 2.00 |
| Mar. 2 @ PHX | Did Not Play | | | | | | | | | | |
| Mar. 4 @ PHX | 1 | 64:53 | 4 | 6-2-2 | 0 | 0 | 40 | 36 | 2 | 0 | 3.65 |
| Mar. 6 vs. PHX | 1 | 60:00 | 0 | 7-2-2 | 0 | 1 | 18 | 18 | 0 | 0 | 0.00 |
| Mar. 8 vs. CGY | Did Not Play | | | | | | | | | | |
| Mar. 10 vs. STL | 1 | 60:00 | 2 | 8-2-2 | 0 | 0 | 31 | 29 | 0 | 0 | 2.00 |
| Mar. 12 @ MIN | 1 | 60:00 | 1 | 9-2-2 | 0 | 0 | 31 | 30 | 0 | 0 | 1.00 |
| Mar. 14 @ DAL | 1 | 65:00 | 1 | 10-2-2 | 0 | 0 | 34 | 33 | 0 | 0 | .923 |
| Mar. 16 @ STL | 1 | 60:24 | 2 | 10-2-3 | 0 | 0 | 21 | 19 | 0 | 0 | 1.99 |
| Mar. 18 vs. SJ | Did Not Play | | | | | | | | | | |
| Mar. 20 vs. CHI | 1 | 60:00 | 2 | 11-2-3 | 0 | 0 | 24 | 22 | 0 | 1 | 1.00 |
| Mar. 22 vs. DET | 1 | 36:54 | 2 | 11-2-3 | 0 | 0 | 12 | 10 | 0 | 0 | 3.25 |
| Mar. 24 vs. DET | 1 | 59:22 | 2 | 11-3-3 | 0 | 0 | 21 | 19 | 0 | 0 | 2.02 |
| Mar. 25 vs. SJ | Did Not Play | | | | | | | | | | |
| Mar. 27 @ SJ | 1 | 60:00 | 4 | 11-4-3 | 0 | 0 | 29 | 25 | 0 | 0 | 4.00 |
| Mar. 29 @ CHI | 1 | 60:00 | 1 | 12-4-3 | 0 | 0 | 26 | 25 | 0 | 0 | 1.00 |
| Mar. 31 @ CBJ | 1 | 64:00 | 2 | 12-4-4 | 0 | 0 | 18 | 16 | 0 | 0 | 1.87 |
| Apr. 1 @ DAL | Did Not Play | | | | | | | | | | |
| Apr. 3 vs. DAL | Did Not Play | | | | | | | | | | |
| Apr. 5 vs. DAL | Scratched - Flu | | | | | | | | | | |
| Apr. 7 vs. LA | Did Not Play | | | | | | | | | | |
| Apr. 8 vs. EDM | 1 | 60:00 | 1 | 13-4-4 | 0 | 0 | 28 | 27 | 0 | 0 | 1.00 |
| Apr. 10 vs. COL | 1 | 40:00 | 4 | 13-5-4 | 0 | 0 | 16 | 12 | 0 | 0 | 6.00 |
| Apr. 13 @ LA | Did Not Play | | | | | | | | | | |
| Apr. 17 vs. CBJ | Did Not Play | | | | | | | | | | |
| Apr. 19 @ CGY | 1 | 58:58 | 2 | 13-6-4 | 1 | 0 | 30 | 28 | 0 | 0 | 2.03 |
| Apr. 21 @ EDM | 1 | 59:37 | 1 | 14-6-4 | 0 | 0 | 28 | 27 | 0 | 0 | 1.00 |
| Apr. 22 @ EDM | Did Not Play | | | | | | | | | | |
| Apr. 25 @ VAN | 1 | 60:00 | 1 | 15-6-4 | 0 | 0 | 29 | 28 | 0 | 0 | 1.00 |
| Apr. 27 vs. PHX | Did Not Play | | | | | | | | | | |
| Totals: | 26 | 1498:19 | 59 | 15-6-4 | 1 | 1 | 675 | 616 | 2 | 1 | 2.36 |

11 SAKU KOIVU

Center



Shoots: Left **Height:** 5-10 **Weight:** 182 **Age:** 38; turns 39 on Nov. 23, 2013
Born: Nov. 23, 1974; Turku, Finland **Hometown:** Turku, Finland
Acquired: Signed as a free agent, July 8, 2009
Drafted: By Montreal in the first round (21st overall) of the 1993 NHL Entry Draft

2012-13 Statistics

Home: 24, 2-9=11, -5
 Road: 23, 6-10=16, +9
Total: 47, 8-19=27, +4

| STATS | GP | G | A | Pts | PIM | PPG | SHG | GWG | Shots | Shot% |
|--------|------|-----|-----|-----|-----|-----|-----|-----|-------|-------|
| Season | 47 | 8 | 19 | 27 | 18 | 4 | 0 | 3 | 55 | 14.5 |
| Career | 1058 | 244 | 559 | 803 | 763 | 79 | 10 | 45 | 1941 | 12.6 |

| REAL TIME | | | | | | | | | | |
|-----------|----------|-------------|----------|------|-----------|-----------|---------------|-----|--|--|
| TOI | TOI/Game | Faceoff W-L | FO Win % | Hits | Takeaways | Giveaways | Blocked Shots | +/- | | |
| 827:13 | 17:36 | 437-414 | 51.4 | 31 | 14 | 21 | 15 | +4 | | |

Playoff Experience: Has appeared in the Stanley Cup Playoffs on nine occasions, most recently with Anaheim in 2010-11...has advanced as far as the Conference Semifinals three times (2002, 2004, 2008)...has 14 career postseason multi-point games (8 multi-assist)...in Anaheim's 2011 CQF series vs. NSH, ranked second on the club with 1-6=7 points in six contests...his six-game point streak from Apr. 13-24 equaled the second-longest of the entire 2011 postseason (tied with five other players)...the streak was the second-longest of his postseason career...tallied two assists (0-2=2) in Game 5 of the CQF, Apr. 22 vs. NSH...in 2009, collected points (0-3=3) in three of MTL's four CQF contests vs. BOS...in 2008, had a personal seven-game scoring streak (3-6=9) during his seven appearances in the postseason (Apr. 19-May 3)...missed the first five CQF contests vs. BOS due to a foot injury...despite missing time, ranked tied for second on the Canadiens in scoring and ranked tied for first in assists...had a postseason career-high three-game goal streak within the career-high seven-game point streak (3-1=4) from Apr. 26-30...matched his playoff high with two assists (0-2=2) in Game 6 of the CQF, Apr. 19 @ BOS...assisted on the GWG in Game 7 of the CQF, Apr. 21 vs. BOS...had a multi-point game (1-1=2), the 13th of his postseason career in Game 2 of the CSF, Apr. 26 vs. PHI...in 2006, appeared in Games 1-3 of MTL's CQF series vs. CAR...missed the remainder of the postseason due to an eye injury...in 2004, led the Canadiens in scoring and assists during the club's 11-game postseason run into the CSF...had a three-game point streak (2-5=7), Apr. 15-19...collected two assists and registered a playoff-high +3 rating in Game 3 of the CQF, Apr. 11 vs. BOS...logged a playoff high 30:49 TOI and registered a postseason-best six shots in MTL's 4-3 double OT loss in Game 4 of the CQF, Apr. 13 vs. BOS...collected a postseason-tying 1-2=3 points in Game 5 of the CQF, Apr. 15 @ BOS...in 2002, following his bout with non-Hodgkins intra-abdominal lymphoma, returned for the final three games of the regular season and appeared in all 12 of MTL's postseason contests (won Masterton Trophy following 2001-02 season)...ranked tied for the team-lead in scoring and had four multi-point games (two multi-assist)...scored a playoff-high 1-2=3 points, including the GWG in Game 3 of the CQF, Apr. 23 vs. BOS...collected two assists in MTL's series-clinching Game 6 of the CQF, Apr. 29 vs. BOS...assisted on Y. Perrault's series-clinching goal...had a two-game goal streak (2-1=3), May 5-7 during MTL's CSF series vs. CAR...in 1998, made his third consecutive postseason appearance with MTL...missed the first four CQF games vs. PIT due to injury...had 1-1=2 points (PPG) in series-clinching Game 6 of the CQF, May 3 vs. PIT...scored a goal and logged a then-playoff high 27:16 TOI in Game 3 of the CSF, May 12 vs. BUF...in 1997, appeared in all five of MTL's CQF contests vs. NJ...had his first two postseason-career multi-point games: 1-1=2 in Game 3 of the CQF on Apr. 22 vs. NJ and 0-2=2 in Game 4 of the CQF on Apr. 24 vs. NJ...in 1996, made his Stanley Cup Playoffs debut...appeared in all six of MTL's CQF series games vs. NYR...scored a goal in his playoff debut in a 3-2 double OT MTL win in Game 1 of the CQF, Apr. 16 @ NYR...collected his first playoff assist in Game 2 of the CQF, Apr. 19 @ NYR.

2012-13 Regular Season: Appeared in his 17th NHL season, fourth with Anaheim...scored 8-19=27 points with a +4 rating and 18 PIM in 47 contests...ranked fourth on the club in points, tied for third in assists and tied for seventh in goals...his four PPG this season ranked tied for second on the club...earned 7-13=20 points with a +11 rating in his first 20 contests of 2012-13, co-leading Anaheim in goals and ranking second in points through 20 games...his 20 points through 20 games marked his best start to a season since the 2005-06 season with Montreal when he scored 8-17=25 points through the first 20 contests...his 6-10=16 points (+9) on the road in 2012-13 ranked tied for second on the Ducks...led Anaheim in faceoff wins (437) and faceoffs taken (851), with a 51.4% success rate throughout the season...ranked third among Anaheim forwards in avg. TOI (17:36)...had six multi-point games on the season (four multi-assist)...opened the season with a multi-assist effort (0-2=2) in a 7-3 victory, Jan. 19 @ VAN...registered a season-best 1-2=3 points with a +3 rating, Jan. 21 @ CGY...had a three-game point streak (2-2=4, +2), Feb. 2-6...earned his 100th assist as a Duck, Feb. 15 @ DET...scored back-to-back PPG, Feb. 25-27...matched his season best, earning 1-2=3 points, Mar. 2 @ PHX...logged a season-high 21:52 TOI, Mar. 4 @ PHX...scored his 800th career NHL point (assist), Apr. 3 vs. DAL...went 2-for-3 in shootouts (66.7%), including the GDG on Apr. 7 vs. LA (4-3 final score).

CAREER STATISTICS

| Season | Team | League | REGULAR SEASON | | | | | | | PLAYOFFS | | | | |
|----------------|-----------|----------|----------------|-----|-----|-----|-----|-----|----|----------|----|----|-----|--|
| | | | GP | G | A | P | PIM | +/- | GP | G | A | P | PIM | |
| 1995-96 | MONTREAL | NHL | 82 | 20 | 25 | 45 | 40 | -7 | 6 | 3 | 1 | 4 | 8 | |
| 1996-97 | MONTREAL | NHL | 50 | 17 | 39 | 56 | 38 | +7 | 5 | 1 | 3 | 4 | 10 | |
| 1997-98 | MONTREAL | NHL | 69 | 14 | 43 | 57 | 48 | +8 | 6 | 2 | 3 | 5 | 2 | |
| | Finland | Olympics | 6 | 2 | 8 | 10 | 4 | - | - | - | - | - | - | |
| 1998-99 | MONTREAL | NHL | 65 | 14 | 30 | 44 | 38 | -7 | - | - | - | - | - | |
| 1999-00 | MONTREAL | NHL | 24 | 3 | 18 | 21 | 14 | +7 | - | - | - | - | - | |
| 2000-01 | MONTREAL | NHL | 54 | 17 | 30 | 47 | 40 | +2 | - | - | - | - | - | |
| 2001-02 | MONTREAL | NHL | 3 | 0 | 2 | 2 | 0 | 0 | 12 | 4 | 6 | 10 | 4 | |
| 2002-03 | MONTREAL | NHL | 82 | 21 | 50 | 71 | 72 | +5 | - | - | - | - | - | |
| 2003-04 | MONTREAL | NHL | 68 | 14 | 41 | 55 | 52 | -5 | 11 | 3 | 8 | 11 | 10 | |
| 2004-05 | TPS Turku | Finland | 20 | 8 | 8 | 16 | 28 | - | 6 | 3 | 2 | 5 | 30 | |
| 2005-06 | MONTREAL | NHL | 72 | 17 | 45 | 62 | 70 | +1 | 3 | 0 | 2 | 2 | 2 | |
| | Finland | Olympics | 8 | 3 | 8 | 11 | 12 | - | - | - | - | - | - | |
| 2006-07 | MONTREAL | NHL | 81 | 22 | 53 | 75 | 74 | -21 | - | - | - | - | - | |
| 2007-08 | MONTREAL | NHL | 77 | 16 | 40 | 56 | 93 | -4 | 7 | 3 | 6 | 9 | 4 | |
| 2008-09 | MONTREAL | NHL | 65 | 16 | 34 | 50 | 44 | +4 | 4 | 0 | 3 | 3 | 2 | |
| 2009-10 | ANAHEIM | NHL | 71 | 19 | 33 | 52 | 36 | +14 | - | - | - | - | - | |
| | Finland | Olympics | 6 | 0 | 2 | 2 | 6 | +1 | - | - | - | - | - | |
| 2010-11 | ANAHEIM | NHL | 75 | 15 | 30 | 45 | 36 | -8 | 6 | 1 | 6 | 7 | 6 | |
| 2011-12 | ANAHEIM | NHL | 74 | 11 | 27 | 38 | 50 | +7 | - | - | - | - | - | |
| 2012-13 | ANAHEIM | NHL | 47 | 8 | 19 | 27 | 18 | +4 | - | - | - | - | - | |
| NHL Totals | | | 1058 | 244 | 559 | 803 | 763 | +79 | 60 | 17 | 38 | 55 | 48 | |
| Anaheim Totals | | | 267 | 53 | 109 | 162 | 140 | +17 | 6 | 1 | 6 | 7 | 6 | |

Playoff Single Game Career Highs

Goals: 1, 17 times (last: Apr. 20, 2011 w/ANA @ NSH, CQF Game 4)
Assists: 2, eight times (last: Apr. 22, 2011 w/ANA vs. NSH, CQF Game 5)
Points: 3, two times (last: Apr. 15, 2004 w/MTL @ BOS, CQF Game 5; 1-2=3)
SOG: 6, Apr. 13, 2004 w/MTL vs. BOS, CQF Game 4
PIM: 8, Apr. 22, 1997 w/MTL vs. NJ, CQF Game 3
Plus/Minus: +3, two times (last: Apr. 11, 2004 w/MTL vs. BOS, CQF Game 3)
TOI: 30:49, Apr. 13, 2004 w/MTL vs. BOS, CQF Game 4

2012-13 Single Game Highs:


Goals: 1, eight times (last: Mar. 16 @ STL)
Assists: 2, four times (last: Apr. 8 vs. EDM)
Points: 3, two times (last: Mar. 2 @ PHX; 1-2=3)
PIM: 2, nine times (last: Apr. 21 @ EDM)
TOI: 22:59, Apr. 5 vs. DAL
Shots: 4, three times (last: Apr. 21 @ EDM)
Plus/Minus: +3, two times (last: Feb. 9 @ STL)
Goal Streak: Two games, two times (last: Feb. 25-27; 2-0=2)
Assist Streak: Two games, three times (last: Apr. 7-8; 0-3=3)
Point Streak: Three games, two times (last: Feb. 24-27; 2-1=3)
Penalty Shots: None
 *career high; # ties career high



11 SAKU KOIVU

Center

| Game | GP | Goals | Assists | Points | PIM | PP | SH | GWG | Shots | + | - | TOI |
|-----------------|-----------------|----------|-----------|-----------|-----------|----------|----------|----------|-----------|----------|---|---------------|
| Jan. 19 @ VAN | 1 | 0 | 2 | 2 | 0 | 0 | 0 | 0 | 0 | 2 | | 16:53 |
| Jan. 21 @ CGY | 1 | 1 | 2 | 3 | 0 | 0 | 0 | 0 | 1 | 3 | | 16:23 |
| Jan. 25 vs. VAN | 1 | 0 | 0 | 0 | 0 | 0 | 0 | 0 | 2 | 0 | | 15:01 |
| Jan. 26 vs. NSH | 1 | 0 | 1 | 1 | 0 | 0 | 0 | 0 | 0 | 1 | | 18:37 |
| Jan. 29 @ SJ | 1 | 0 | 1 | 1 | 0 | 0 | 0 | 0 | 0 | 1 | | 15:44 |
| Feb. 1 vs. MIN | 1 | 0 | 0 | 0 | 0 | 0 | 0 | 0 | 0 | -1 | | 17:43 |
| Feb. 2 vs. LA | 1 | 0 | 1 | 1 | 2 | 0 | 0 | 0 | 1 | 0 | | 20:09 |
| Feb. 4 vs. SJ | 1 | 1 | 0 | 1 | 2 | 0 | 0 | 0 | 2 | 1 | | 20:21 |
| Feb. 6 @ COL | 1 | 1 | 1 | 2 | 0 | 1 | 0 | 0 | 1 | 1 | | 17:30 |
| Feb. 8 @ DAL | 1 | 0 | 0 | 0 | 0 | 0 | 0 | 0 | 1 | 0 | | 18:52 |
| Feb. 9 @ STL | 1 | 1 | 1 | 2 | 0 | 0 | 0 | 0 | 2 | 3 | | 18:49 |
| Feb. 12 @ CHI | 1 | 0 | 0 | 0 | 0 | 0 | 0 | 0 | 3 | 0 | | 19:26 |
| Feb. 15 @ DET | 1 | 0 | 1 | 1 | 0 | 0 | 0 | 0 | 1 | 1 | | 15:39 |
| Feb. 16 @ NSH | 1 | 0 | 0 | 0 | 2 | 0 | 0 | 0 | 0 | 0 | | 16:29 |
| Feb. 18 vs. CBJ | 1 | 0 | 0 | 0 | 2 | 0 | 0 | 0 | 1 | -1 | | 15:58 |
| Feb. 24 vs. COL | 1 | 0 | 1 | 1 | 0 | 0 | 0 | 0 | 4 | 0 | | 18:43 |
| Feb. 25 @ LA | 1 | 1 | 0 | 1 | 0 | 1 | 0 | 0 | 2 | -1 | | 15:51 |
| Feb. 27 vs. NSH | 1 | 1 | 0 | 1 | 0 | 1 | 0 | 0 | 2 | 0 | | 14:37 |
| Mar. 1 vs. MIN | 1 | 0 | 0 | 0 | 2 | 0 | 0 | 0 | 3 | 0 | | 16:38 |
| Mar. 2 @ PHX | 1 | 1 | 2 | 3 | 2 | 1 | 0 | 0 | 1 | 1 | | 17:42 |
| Mar. 4 @ PHX | 1 | 0 | 0 | 0 | 0 | 0 | 0 | 0 | 0 | -1 | | 21:52 |
| Mar. 6 vs. PHX | 1 | 0 | 0 | 0 | 0 | 0 | 0 | 0 | 2 | 0 | | 16:47 |
| Mar. 8 vs. CGY | 1 | 0 | 1 | 1 | 0 | 0 | 0 | 0 | 0 | 2 | | 14:36 |
| Mar. 10 vs. STL | 1 | 0 | 0 | 0 | 0 | 0 | 0 | 0 | 0 | 0 | | 18:51 |
| Mar. 12 @ MIN | 1 | 0 | 0 | 0 | 2 | 0 | 0 | 0 | 2 | 0 | | 17:47 |
| Mar. 14 @ DAL | 1 | 0 | 0 | 0 | 0 | 0 | 0 | 0 | 1 | 0 | | 18:21 |
| Mar. 16 @ STL | 1 | 1 | 0 | 1 | 0 | 0 | 0 | 0 | 1 | 0 | | 17:23 |
| Mar. 18 vs. SJ | 1 | 0 | 0 | 0 | 2 | 0 | 0 | 0 | 0 | -1 | | 19:03 |
| Mar. 20 vs. CHI | 1 | 0 | 0 | 0 | 0 | 0 | 0 | 0 | 0 | 1 | | 19:03 |
| Mar. 22 vs. DET | 1 | 0 | 0 | 0 | 0 | 0 | 0 | 0 | 1 | -2 | | 16:37 |
| Mar. 24 vs. DET | 1 | 0 | 1 | 1 | 0 | 0 | 0 | 0 | 2 | 0 | | 18:24 |
| Mar. 25 vs. SJ | 1 | 0 | 0 | 0 | 0 | 0 | 0 | 0 | 1 | -1 | | 18:35 |
| Mar. 27 @ SJ | 1 | 0 | 0 | 0 | 0 | 0 | 0 | 0 | 0 | -1 | | 13:50 |
| Mar. 29 @ CHI | 1 | 0 | 0 | 0 | 0 | 0 | 0 | 0 | 0 | 0 | | 16:18 |
| Mar. 31 @ CBJ | 1 | 0 | 0 | 0 | 0 | 0 | 0 | 0 | 0 | -1 | | 18:51 |
| Apr. 1 @ DAL | 1 | 0 | 0 | 0 | 0 | 0 | 0 | 0 | 1 | 1 | | 18:48 |
| Apr. 3 vs. DAL | 1 | 0 | 1 | 1 | 0 | 0 | 0 | 0 | 4 | 2 | | 18:21 |
| Apr. 5 vs. DAL | 1 | 0 | 0 | 0 | 0 | 0 | 0 | 0 | 1 | -1 | | 22:59 |
| Apr. 7 vs. LA | 1 | 0 | 1 | 1 | 0 | 0 | 0 | 0 | 0 | 0 | | 20:37 |
| Apr. 8 vs. EDM | 1 | 0 | 2 | 2 | 0 | 0 | 0 | 0 | 1 | 2 | | 19:24 |
| Apr. 10 vs. COL | 1 | 0 | 0 | 0 | 0 | 0 | 0 | 0 | 2 | -2 | | 14:23 |
| Apr. 13 @ LA | 1 | 0 | 0 | 0 | 0 | 0 | 0 | 0 | 0 | 0 | | 17:13 |
| Apr. 17 vs. CBJ | 1 | 0 | 0 | 0 | 0 | 0 | 0 | 0 | 1 | -2 | | 17:34 |
| Apr. 19 @ CGY | 1 | 0 | 0 | 0 | 0 | 0 | 0 | 0 | 0 | 0 | | 17:51 |
| Apr. 21 @ EDM | 1 | 0 | 0 | 0 | 2 | 0 | 0 | 0 | 4 | 0 | | 17:21 |
| Apr. 22 @ EDM | 1 | 0 | 0 | 0 | 0 | 0 | 0 | 0 | 2 | 0 | | 12:53 |
| Apr. 25 @ VAN | Healthy Scratch | | | | | | | | | | | |
| Apr. 27 vs. PHX | 1 | 0 | 0 | 0 | 0 | 0 | 0 | 0 | 2 | -3 | | 16:26 |
| Totals | 47 | 8 | 19 | 27 | 18 | 4 | 0 | 0 | 55 | 4 | | 827:13 |



19 MATTHEW LOMBARDI

Center



Shoots: Left **Height:** 5-11 **Weight:** 195 **Age:** 31; turns 32 on Mar. 18, 2014
Born: Mar. 18, 1982; Montreal, Quebec **Hometown:** Hudson, Quebec
Acquired: From Phoenix in exchange for Brandon McMillan, Apr. 3, 2013
Drafted: By Calgary in the third round (90th overall) of the 2002 NHL Entry Draft

2012-13 Statistics

Home: 13, 2-2=4, -1
 Road: 15, 2-2=4, -1
Total: 28, 4-4=8, -2

| STATS | GP | G | A | Pts | PIM | PPG | SHG | GWG | Shots | Shot% |
|--------|-----|-----|-----|-----|-----|-----|-----|-----|-------|-------|
| Season | 28 | 4 | 4 | 8 | 8 | 1 | 0 | 1 | 44 | 9.1 |
| Career | 536 | 101 | 161 | 262 | 293 | 17 | 12 | 22 | 1,061 | 9.5 |

| REAL TIME | | | | | | | | | | |
|-----------|----------|-------------|----------|------|-----------|-----------|---------|-------|-----|----|
| TOI | TOI/Game | Faceoff W-L | FO Win % | Hits | Takeaways | Giveaways | Blocked | Shots | +/- | |
| 108:09 | 13:08 | 105-131 | 44.5 | 24 | 7 | 8 | 14 | | | -2 |

Playoff Experience: Has advanced to the Stanley Cup Playoffs on five occasions, most recently with Phoenix in the club's Western Conference Quarterfinal series vs. Detroit in 2010...scored 1-5=6 points in the seven-game series to lead the Coyotes...has appeared in 40 career Stanley Cup Playoff games, scoring 3-13=16 points with 12 PIM...made four consecutive trips to the postseason with Calgary from 2004-08...helped lead Calgary to the Stanley Cup Final as a rookie in 2004, earning 1-5=6 points in 13 postseason contests...opened his Stanley Cup Playoff career with a three-game scoring streak (1-2=3) in the CQF vs. VAN, including his first career postseason point (assist) in Game 1 on Apr. 7 @ VAN and first career playoff goal in Game 2 on Apr. 9 @ VAN.

2012-13 Regular Season: Appeared in his ninth NHL season, split with Anaheim and Phoenix...played 28 games overall with the Ducks and Coyotes, collecting 4-4=8 points with eight PIM...recorded one hit and won 2-of-3 faceoffs (67%) in his Anaheim debut, Apr. 5 vs. DAL...was acquired by the Ducks in exchange for Brandon McMillan, Apr. 3, 2013...began the season with Phoenix, scoring 4-4=8 points with four PIM in 21 games...scored his first game-winner of the season and recorded a +1 rating, Apr. 2 w/PHX vs. LA...collected his 100th career NHL goal, Mar. 28 w/PHX @ NSH...had a season-best five shots on net in a season-high 19:22 TOI, Mar. 2 w/PHX vs. ANA.

| CAREER STATISTICS | | | | | | | | | | | | | |
|-------------------|------------|--------|----------------|-----|-----|-----|-----|----------|----|---|----|----|-----|
| Season | Team | League | REGULAR SEASON | | | | | PLAYOFFS | | | | | |
| | | | GP | G | A | P | PIM | +/- | GP | G | A | P | PIM |
| 2002-03 | Saint-John | AHL | 76 | 25 | 21 | 46 | 41 | -6 | - | - | - | - | - |
| 2003-04 | CALGARY | NHL | 79 | 16 | 13 | 29 | 32 | +4 | 13 | 1 | 5 | 6 | 4 |
| 2004-05 | Lowell | AHL | 9 | 3 | 1 | 4 | 9 | - | 11 | 0 | 3 | 33 | 16 |
| 2005-06 | CALGARY | NHL | 55 | 6 | 20 | 26 | 48 | -1 | 7 | 0 | 2 | 2 | 2 |
| | Omaha | AHL | 1 | 1 | 1 | 2 | 0 | - | - | - | - | - | - |
| 2006-07 | CALGARY | NHL | 81 | 20 | 26 | 46 | 48 | +10 | 6 | 1 | 1 | 2 | 0 |
| 2007-08 | CALGARY | NHL | 82 | 14 | 22 | 36 | 67 | -6 | 7 | 0 | 0 | 0 | 4 |
| 2008-09 | CALGARY | NHL | 50 | 9 | 21 | 30 | 30 | 11 | - | - | - | - | - |
| | PHOENIX | NHL | 19 | 5 | 11 | 16 | 14 | +2 | - | - | - | - | - |
| 2009-10 | PHOENIX | NHL | 78 | 19 | 34 | 53 | 36 | +8 | 7 | 1 | 5 | 6 | 2 |
| 2010-11 | NASHVILLE | NHL | 2 | 0 | 0 | 0 | 0 | -1 | - | - | - | - | - |
| 2011-12 | TORONTO | NHL | 62 | 8 | 10 | 18 | 10 | -19 | - | - | - | - | - |
| 2012-13 | PHOENIX | NHL | 21 | 4 | 4 | 8 | 4 | 0 | - | - | - | - | - |
| | ANAHEIM | NHL | 7 | 0 | 0 | 0 | 4 | -2 | - | - | - | - | - |
| NHL Totals | | | 536 | 101 | 161 | 262 | 293 | +6 | 40 | 3 | 13 | 16 | 12 |

Playoff Single Game Career Highs

Goals: 1, three times (last: Game 2 of the CQF, Apr. 16, 2010 vs. DET)
Assists: 2, two times (last: Game 3 of the CQF, Apr. 18, 2010 @ DET)
Points: 2, two times (last: Game 3 of the CQF, Apr. 18, 2010 @ DET)
SOG: 6, Game 1 of the CQF, Apr. 14, 2010 vs. DET
PIM: 2, four times (last: Game 7 of the CQF, Apr. 27, 2010 vs. DET)
Plus/Minus: +2, Game 3 of the CQF, Apr. 18, 2010 @ DET
TOI: 20:48, Game 3 of the CQF, Apr. 11, 2004 vs. VAN

2012-13 Single Game Highs


Goals: 1, four times (last: Apr. 2 w/PHX vs. LA)
Assists: 1, four times (last: Mar. 4 w/PHX vs. ANA)
Points: 1, eight times (last: Apr. 2 w/PHX vs. LA)
PIM: 2, four times (last: Apr. 19 @ CGY)
TOI: 19:22, Mar. 2 w/PHX vs. ANA
Shots: 5, Mar. 2 w/PHX vs. ANA
Plus/Minus: +1, five times (last: Apr. 2 w/PHX vs. LA)
Goal Streak: None
Assist Streak: None
Point Streak: Two games, two times (last: Mar. 2-4; 1-1=2)
Penalty Shots: None
 *career high; # ties career high



19 MATTHEW LOMBARDI

Center

| Game | GP | Goals | Assists | Points | PIM | PP | SH | GWG | Shots | +/- | TOI |
|-----------------|---------------------|----------|----------|----------|----------|----------|----------|----------|-----------|-----------|---------------|
| Jan. 19 @ DAL | 1 | 0 | 1 | 1 | 0 | 0 | 0 | 0 | 1 | 0 | 10:59 |
| Jan. 20 vs. CHI | 1 | 0 | 0 | 0 | 0 | 0 | 0 | 0 | 0 | -1 | 15:19 |
| Jan. 23 vs. CBJ | 1 | 0 | 1 | 1 | 0 | 0 | 0 | 0 | 1 | 1 | 16:17 |
| Jan. 24 @ SJ | 1 | 0 | 0 | 0 | 0 | 0 | 0 | 0 | 1 | 0 | 6:56 |
| Jan. 26 vs. LA | Injured | | | | | | | | | | |
| Jan. 28 vs. NSH | Injured | | | | | | | | | | |
| Jan. 30 vs. EDM | Injured | | | | | | | | | | |
| Feb. 1 @ DAL | Injured | | | | | | | | | | |
| Feb. 2 vs. DAL | Injured | | | | | | | | | | |
| Feb. 4 vs. MIN | Injured | | | | | | | | | | |
| Feb. 7 vs. CHI | Injured | | | | | | | | | | |
| Feb. 9 @ SJ | Injured | | | | | | | | | | |
| Feb. 11 @ COL | Injured | | | | | | | | | | |
| Feb. 14 @ NSH | Injured | | | | | | | | | | |
| Feb. 16 vs. CBJ | Injured | | | | | | | | | | |
| Feb. 18 vs. CGY | Injured | | | | | | | | | | |
| Feb. 23 @ EDM | 1 | 1 | 0 | 1 | 0 | 1 | 0 | 0 | 3 | 0 | 17:59 |
| Feb. 24 @ CGY | 1 | 0 | 1 | 1 | 0 | 0 | 0 | 0 | 3 | 0 | 17:06 |
| Feb. 26 @ VAN | 1 | 0 | 0 | 0 | 0 | 0 | 0 | 0 | 2 | -2 | 15:38 |
| Feb. 28 vs. MIN | 1 | 0 | 0 | 0 | 0 | 0 | 0 | 0 | 1 | 1 | 14:58 |
| Mar. 2 vs. ANA | 1 | 1 | 0 | 1 | 0 | 0 | 0 | 0 | 5 | 0 | 19:22 |
| Mar. 4 vs. ANA | 1 | 0 | 1 | 1 | 0 | 0 | 0 | 0 | 2 | 1 | 17:37 |
| Mar. 6 @ ANA | 1 | 0 | 0 | 0 | 0 | 0 | 0 | 0 | 1 | 0 | 16:01 |
| Mar. 7 vs. STL | 1 | 0 | 0 | 0 | 0 | 0 | 0 | 0 | 1 | -1 | 9:30 |
| Mar. 9 vs. DAL | Injured | | | | | | | | | | |
| Mar. 12 vs. LA | Injured | | | | | | | | | | |
| Mar. 14 @ STL | 1 | 0 | 0 | 0 | 0 | 0 | 0 | 0 | 3 | 0 | 14:42 |
| Mar. 16 @ CBJ | 1 | 0 | 0 | 0 | 2 | 0 | 0 | 0 | 3 | 0 | 13:20 |
| Mar. 18 @ LA | 1 | 0 | 0 | 0 | 0 | 0 | 0 | 0 | 2 | 0 | 16:58 |
| Mar. 19 @ LA | 1 | 0 | 0 | 0 | 2 | 0 | 0 | 0 | 0 | 1 | 15:14 |
| Mar. 21 vs. VAN | 1 | 0 | 0 | 0 | 0 | 0 | 0 | 0 | 2 | -1 | 12:36 |
| Mar. 25 vs. DET | Healthy Scratch | | | | | | | | | | |
| Mar. 27 @ MIN | 1 | 0 | 0 | 0 | 0 | 0 | 0 | 0 | 1 | 0 | 10:15 |
| Mar. 28 @ NSH | 1 | 1 | 0 | 1 | 0 | 0 | 0 | 0 | 2 | 0 | 12:22 |
| Mar. 30 @ SJ | 1 | 0 | 0 | 0 | 0 | 0 | 0 | 0 | 2 | 0 | 13:41 |
| Apr. 2 vs. LA | 1 | 1 | 0 | 1 | 0 | 0 | 0 | 1 | 3 | 1 | 10:06 |
| Apr. 3 | Acquired by Anaheim | | | | | | | | | | |
| Apr. 5 vs. DAL | 1 | 0 | 0 | 0 | 0 | 0 | 0 | 0 | 1 | -1 | 12:38 |
| Apr. 7 vs. LA | 1 | 0 | 0 | 0 | 2 | 0 | 0 | 0 | 1 | 0 | 11:41 |
| Apr. 8 vs. EDM | 1 | 0 | 0 | 0 | 0 | 0 | 0 | 0 | 1 | -1 | 16:43 |
| Apr. 10 vs. COL | 1 | 0 | 0 | 0 | 0 | 0 | 0 | 0 | 1 | 0 | 13:49 |
| Apr. 13 @ LA | Healthy Scratch | | | | | | | | | | |
| Apr. 17 vs. CBJ | 1 | 0 | 0 | 0 | 0 | 0 | 0 | 0 | 0 | 0 | 11:27 |
| Apr. 19 @ CGY | 1 | 0 | 0 | 0 | 2 | 0 | 0 | 0 | 0 | 0 | 12:24 |
| Apr. 21 @ EDM | Healthy Scratch | | | | | | | | | | |
| Apr. 22 @ EDM | Healthy Scratch | | | | | | | | | | |
| Apr. 25 @ VAN | 1 | 0 | 0 | 0 | 0 | 0 | 0 | 0 | 1 | 0 | 15:18 |
| Apr. 27 vs. PHX | Healthy Scratch | | | | | | | | | | |
| Totals | 28 | 4 | 4 | 8 | 8 | 1 | 0 | 1 | 44 | -2 | 390:56 |



6 BEN LOVEJOY

Defenseman



Shoots: Right **Height:** 6-2 **Weight:** 215 **Age:** 29; turns 30 on Feb. 20, 2014
Born: Feb. 20, 1984; Concord, New Hampshire **Hometown:** Concord, NH
Acquired: From Pittsburgh in exchange for a fifth-round selection in the 2014 NHL Entry Draft, Feb. 6, 2013
Drafted: Not drafted

2012-13 Statistics

Home: 15, 0-4=4, 0
 Road: 20, 0-6=6, +4
Total: 35, 0-10=10, +4

| STATS | GP | G | A | Pts | PIM | PPG | SHG | GWG | Shots | Shot% |
|-----------|----------|---------|-----|----------|------|-----------|-----------|---------|-------|-------|
| Season | 35 | 0 | 10 | 10 | 29 | 0 | 0 | 0 | 58 | 0.0 |
| Career | 130 | 4 | 31 | 35 | 92 | 0 | 0 | 0 | 181 | 2.2 |
| REAL TIME | | | | | | | | | | |
| TOI | TOI/Game | Faceoff | W-L | FO Win % | Hits | Takeaways | Giveaways | Blocked | Shots | +/- |
| 623:55 | 17:49 | 0-0 | | 0.0 | 76 | 8 | 8 | 42 | | +4 |

Playoff Experience: Has appeared in the last two Stanley Cup Playoffs with Pittsburgh, scoring 0-2=2 points with four PIM in nine games...played two games in Pittsburgh's CQF series vs. PHI, going scoreless in Games 1 and 2 at Consol Energy Center...made his Stanley Cup Playoffs debut in Pittsburgh's seven-game CQF series vs. TB in 2011...earned his first career postseason points with a two-game assist streak (0-2=2) in Games 3-4 @ TB, Apr. 18-20.

2012-13 Regular Season: Appeared in his fifth NHL season, his first with Anaheim...split the year with Anaheim and Pittsburgh, earning 0-10=10 points with a +4 rating and 29 PIM in 35 games...began the season with the Penguins before being acquired by the Ducks in exchange for a fifth-round selection in the 2014 NHL Entry Draft on Feb. 6, 2013...ranked tied for second among Anaheim defensemen in assists and fourth in scoring...earned his 10th assist of the season on Apr. 25 @ VAN, the second-highest total in his career...established a career high with 22:17 TOI, Apr. 17 vs. CBJ...matched his career best (second time) with a +3 rating in a 5-2 victory, Apr. 3 vs. DAL...posted a two-game assist streak (0-2=2) from Mar. 2-4, tying his career high (second time)...registered his first two points as a Duck (0-2=2) on Feb. 12 @ CHI, marking the second multi-point game of his career...appeared in his 100th career NHL game in a 6-5 Anaheim win, Feb. 9 @ STL...made his Ducks debut on Feb. 8 @ DAL, leading the club with four shots on net in 16:20 TOI...made his first three appearances of the season with Pittsburgh, going scoreless.

CAREER STATISTICS

| Season | Team | League | REGULAR SEASON | | | | | PLAYOFFS | | | | | | |
|------------|----------------|--------|----------------|---|----|----|-----|----------|----|---|---|----|-----|---|
| | | | GP | G | A | P | PIM | +/- | GP | G | A | P | PIM | |
| 2002-03 | Boston College | H-East | 22 | 0 | 6 | 6 | 6 | - | - | - | - | - | - | - |
| 2004-05 | Dartmouth | ECAC | 32 | 2 | 11 | 13 | 28 | - | - | - | - | - | - | - |
| 2005-06 | Dartmouth | ECAC | 32 | 2 | 16 | 18 | 24 | - | - | - | - | - | - | - |
| 2006-07 | Dartmouth | ECAC | 32 | 7 | 16 | 23 | 28 | - | - | - | - | - | - | - |
| | Norfolk | AHL | 5 | 0 | 0 | 0 | 6 | 0 | - | - | - | - | - | - |
| 2007-08 | Wilkes-Barre | AHL | 72 | 2 | 18 | 20 | 63 | +16 | 23 | 2 | 8 | 10 | 18 | |
| 2008-09 | Wilkes-Barre | AHL | 76 | 7 | 24 | 31 | 84 | +42 | 12 | 1 | 1 | 2 | 14 | |
| | PITTSBURGH | NHL | 2 | 0 | 0 | 0 | 0 | 0 | - | - | - | - | - | |
| 2009-10 | PITTSBURGH | NHL | 12 | 0 | 3 | 3 | 2 | +8 | - | - | - | - | - | |
| | Wilkes-Barre | AHL | 65 | 9 | 20 | 29 | 92 | -1 | 2 | 0 | 2 | 2 | 2 | |
| 2010-11 | PITTSBURGH | NHL | 47 | 3 | 14 | 17 | 48 | +11 | 7 | 0 | 2 | 2 | 4 | |
| 2011-12 | PITTSBURGH | NHL | 34 | 1 | 4 | 5 | 13 | +3 | 2 | 0 | 0 | 0 | 0 | |
| 2012-13 | PITTSBURGH | NHL | 3 | 0 | 0 | 0 | 0 | -2 | - | - | - | - | - | |
| | ANAHEIM | NHL | 32 | 0 | 10 | 10 | 29 | +6 | - | - | - | - | - | |
| NHL Totals | | | 130 | 4 | 31 | 35 | 92 | +26 | 9 | 0 | 2 | 2 | 4 | |

Playoff Single Game Career Highs

Goals: None
Assists: 1, two times (last: Apr. 20, 2011 w/PIT @ TB, CQF Game 4)
Points: 1, two times (last: Apr. 20, 2011 w/PIT @ TB, CQF Game 4; 0-1=1)
SOG: 3, Apr. 23, 2011 w/PIT vs. TB, CQF Game 5
PIM: 2, two times (last: Apr. 23, 2011 w/PIT vs. TB, CQF Game 5)
Plus/Minus: +1, Apr. 18, 2011 w/PIT @ TB, CQF Game 3
TOI: 14:28, Apr. 2, 2011 w/PIT vs. TB, CQF Game 2

2012-13 Single Game Highs

Goals: None
Assists: 2, Feb. 12 @ CHI
Points: 2, Feb. 12 @ CHI (0-2=2)
PIM: 7, Apr. 19 @ CGY
***TOI:** 22:17, Apr. 17 vs. CBJ
Shots: 4, three times (last: Apr. 19 @ CGY)
#Plus/Minus: +3, Apr. 3 vs. DAL
Goal Streak: None
#Assist Streak: Two games, Mar. 2-4 (0-2=2)
Point Streak: Two games, Mar. 2-4 (0-2=2)
Penalty Shots: None
***career high; #ties career high**



6 BEN LOVEJOY

Defenseman

| Game | GP | Goals | Assists | Points | PIM | PP | SH | GWG | Shots | +/- | TOI |
|-----------------|---------------------|----------|----------|----------|-----------|----------|----------|----------|-----------|-----------|---------------|
| Jan. 19 @ VAN | 1 | 0 | 1 | 1 | 0 | 0 | 0 | 0 | 0 | 2 | 20:25 |
| Jan. 21 @ CGY | 1 | 0 | 1 | 1 | 2 | 0 | 0 | 0 | 1 | 1 | 18:47 |
| Jan. 25 vs. VAN | 1 | 0 | 0 | 0 | 0 | 0 | 0 | 0 | 1 | -1 | 20:15 |
| Jan. 26 vs. NSH | 1 | 0 | 0 | 0 | 2 | 0 | 0 | 0 | 1 | 0 | 18:49 |
| Jan. 29 @ SJ | 1 | 0 | 0 | 0 | 0 | 0 | 0 | 0 | 1 | -1 | 19:54 |
| Feb. 1 vs. MIN | Healthy Scratch | | | | | | | | | | |
| Feb. 2 vs. LA | 1 | 0 | 0 | 0 | 0 | 0 | 0 | 0 | 3 | 0 | 23:04 |
| Feb. 4 vs. SJ | 1 | 0 | 0 | 0 | 0 | 0 | 0 | 0 | 2 | 0 | 21:50 |
| Feb. 6 @ COL | Scratched - Illness | | | | | | | | | | |
| Feb. 8 @ DAL | 1 | 0 | 0 | 0 | 0 | 0 | 0 | 0 | 1 | 0 | 19:14 |
| Feb. 9 @ STL | 1 | 0 | 0 | 0 | 0 | 0 | 0 | 0 | 0 | 0 | 20:59 |
| Feb. 12 @ CHI | 1 | 0 | 0 | 0 | 4 | 0 | 0 | 0 | 0 | -1 | 19:25 |
| Feb. 15 @ DET | 1 | 0 | 0 | 0 | 0 | 0 | 0 | 0 | 1 | 0 | 18:24 |
| Feb. 16 @ NSH | 1 | 0 | 0 | 0 | 0 | 0 | 0 | 0 | 0 | -2 | 19:44 |
| Feb. 18 vs. CBJ | 1 | 0 | 0 | 0 | 0 | 0 | 0 | 0 | 0 | 0 | 17:43 |
| Feb. 24 vs. COL | Healthy Scratch | | | | | | | | | | |
| Feb. 25 @ LA | 1 | 0 | 0 | 0 | 0 | 0 | 0 | 0 | 0 | -1 | 17:12 |
| Feb. 27 vs. NSH | 1 | 0 | 0 | 0 | 0 | 0 | 0 | 0 | 1 | 1 | 16:23 |
| Mar. 1 vs. MIN | 1 | 0 | 0 | 0 | 0 | 0 | 0 | 0 | 0 | -1 | 20:36 |
| Mar. 2 @ PHX | 1 | 0 | 1 | 1 | 0 | 0 | 0 | 0 | 2 | 0 | 17:33 |
| Mar. 4 @ PHX | 1 | 0 | 0 | 0 | 0 | 0 | 0 | 0 | 3 | 1 | 19:28 |
| Mar. 6 vs. PHX | 1 | 0 | 0 | 0 | 0 | 0 | 0 | 0 | 0 | 0 | 17:28 |
| Mar. 8 vs. CGY | 1 | 0 | 0 | 0 | 0 | 0 | 0 | 0 | 0 | 0 | 22:27 |
| Mar. 10 vs. STL | 1 | 0 | 0 | 0 | 0 | 0 | 0 | 0 | 0 | 0 | 16:45 |
| Mar. 12 @ MIN | 1 | 0 | 1 | 1 | 0 | 0 | 0 | 0 | 1 | 2 | 17:14 |
| Mar. 14 @ DAL | Healthy Scratch | | | | | | | | | | |
| Mar. 16 @ STL | Healthy Scratch | | | | | | | | | | |
| Mar. 18 vs. SJ | 1 | 0 | 0 | 0 | 0 | 0 | 0 | 0 | 2 | 0 | 20:06 |
| Mar. 20 vs. CHI | 1 | 0 | 0 | 0 | 2 | 0 | 0 | 0 | 1 | 0 | 20:01 |
| Mar. 22 vs. DET | 1 | 0 | 0 | 0 | 0 | 0 | 0 | 0 | 1 | 1 | 21:34 |
| Mar. 24 vs. DET | 1 | 0 | 0 | 0 | 2 | 0 | 0 | 0 | 1 | 0 | 15:54 |
| Mar. 25 vs. SJ | Healthy Scratch | | | | | | | | | | |
| Mar. 27 @ SJ | 1 | 0 | 0 | 0 | 0 | 0 | 0 | 0 | 0 | -1 | 17:42 |
| Mar. 29 @ CHI | Healthy Scratch | | | | | | | | | | |
| Mar. 31 @ CBJ | Healthy Scratch | | | | | | | | | | |
| Apr. 1 @ DAL | Healthy Scratch | | | | | | | | | | |
| Apr. 3 vs. DAL | Healthy Scratch | | | | | | | | | | |
| Apr. 5 vs. DAL | Healthy Scratch | | | | | | | | | | |
| Apr. 7 vs. LA | 1 | 0 | 0 | 0 | 0 | 0 | 0 | 0 | 0 | -1 | 19:48 |
| Apr. 8 vs. EDM | 1 | 0 | 0 | 0 | 0 | 0 | 0 | 0 | 0 | 0 | 18:26 |
| Apr. 10 vs. COL | Healthy Scratch | | | | | | | | | | |
| Apr. 13 @ LA | 1 | 0 | 0 | 0 | 0 | 0 | 0 | 0 | 0 | -1 | 17:05 |
| Apr. 17 vs. CBJ | 1 | 0 | 0 | 0 | 0 | 0 | 0 | 0 | 3 | -1 | 21:52 |
| Apr. 19 @ CGY | Healthy Scratch | | | | | | | | | | |
| Apr. 21 @ EDM | 1 | 0 | 1 | 1 | 0 | 0 | 0 | 0 | 0 | 0 | 21:40 |
| Apr. 22 @ EDM | 1 | 0 | 0 | 0 | 0 | 0 | 0 | 0 | 0 | 0 | 20:33 |
| Apr. 25 @ VAN | 1 | 0 | 1 | 1 | 0 | 0 | 0 | 0 | 1 | 1 | 20:29 |
| Apr. 27 vs. PHX | 1 | 0 | 0 | 0 | 0 | 0 | 0 | 0 | 1 | 1 | 19:44 |
| Totals | 35 | 0 | 6 | 6 | 12 | 0 | 0 | 0 | 28 | -1 | 678:33 |



32 TONI LYDMAN

Defenseman



Shoots: Left **Height:** 6-1 **Weight:** 202 **Age:** 35; turns 36 on Sept. 25, 2013
Born: Sept. 25, 1977; Lahti, Finland **Hometown:** Lahti, Finland
Drafted: By Calgary in the fourth round (89th overall) of the 1996 NHL Entry Draft
Acquired: Signed as a free agent, July 1, 2010

2012-13 Statistics

Home: 18, 0-0=0, -1
 Road: 17, 0-6=6, 0
Total: 35, 0-6=6, -1

| STATS | GP | G | A | Pts | PIM | PPG | SHG | GWG | Shots | Shot% |
|--------|-----|----|-----|-----|-----|-----|-----|-----|-------|-------|
| Season | 35 | 0 | 6 | 6 | 12 | 0 | 0 | 0 | 28 | 0.0 |
| Career | 847 | 36 | 206 | 242 | 551 | 10 | 0 | 3 | 989 | 3.6 |

| REAL TIME | TOI/Game | Faceoff W-L | FO Win % | Hits | Takeaways | Giveaways | Blocked Shots | +/- | |
|-----------|----------|-------------|----------|------|-----------|-----------|---------------|-----|----|
| TOI | 678:33 | 19:23 | 0-0 | 0.0 | 83 | 6 | 19 | 76 | -1 |

Playoff Experience: Has appeared in the Stanley Cup Playoff on five occasions (one with CGY, three with BUF, one with ANA), including two Conference Final appearances and one Stanley Cup Final appearance...appeared in all six of Anaheim's CQF games vs. NSH, going scoreless with two PIM...in 2010 with BUF, appeared in all six of the Sabres' CQF games vs. BOS...earned an assist in Game 6 of the CQF, Apr. 26 @ BOS...logged a playoff career-high 35:37 in a 3-2 double OT loss in Game 4 of the CQF, Apr. 21 @ BOS...in 2007 with BUF, advanced to the Eastern Conference Final for the second consecutive year...co-led the Sabres in avg. TOI (23:40)...scored his third career playoff goal in Game 1 of the ECF, May 10 vs. OTT...had a two-game assist streak (0-2=2), Apr. 25-27...scored his second career playoff goal in Game 2 of the CQF, Apr. 14 vs. NYI...in 2006 in his first season with BUF, advanced to the Conference Final...co-led the NHL in plus/minus (+14) for the entire Stanley Cup Playoffs...also ranked tied for third among Sabres defensemen in points (1-4=5) and led the club in average TOI (23:03)...scored a goal in a 4-3 OT loss in Game 5 of the ECF, May 28 @ CAR...had a two-game assist streak, May 2-5 (0-2=2)...registered a career-high +6 rating in BUF's 7-1 triumph over PHI in Game 6 of the CQF, May 2 @ PHI...in 2004, made his Stanley Cup Playoffs debut with CGY (Apr. 7 @ VAN, Game 1 of CQF)...appeared in three CQF contests vs. VAN, but missed the next 20 contests due to injury...returned for the final three contests of CGY's SCF series vs. TB, eventually falling to the Lightning in seven games...picked up his first playoff point (assist) in Game 5 of the SCF, Jun. 3 @ TB.

2012-13 Regular Season: Appeared in his 12th NHL season, his third with Anaheim...scored 0-6=6 points with 12 PIM in 35 contests...ranked second on the club in blocked shots (76) and fourth in hits...had assists in two of his last four games (0-2=2)...earned his sixth assist of the season in a 3-1 win, Apr. 25 @ VAN...had eight blocked shots on Apr. 22 @ EDM, the most by an Anaheim player this season...was charged with a season-high four PIM in a 3-2 shootout win, Feb. 12 @ CHI...logged a season-high 23:04 TOI in a 7-4 victory, Feb. 2 vs. LA...missed one contest with the flu, Feb. 6 @ COL...opened the season on a two-game assist streak (0-2=2), Jan. 19-21.

CAREER STATISTICS

| Season | Team | League | REGULAR SEASON | | | | | | | PLAYOFFS | | | | |
|----------------|---------------|----------|----------------|----|-----|-----|-----|-----|----|----------|---|----|-----|--|
| | | | GP | G | A | P | PIM | +/- | GP | G | A | P | PIM | |
| 2000-01 | CALGARY | NHL | 62 | 3 | 16 | 19 | 30 | -7 | - | - | - | - | - | |
| 2001-02 | CALGARY | NHL | 79 | 6 | 22 | 28 | 52 | -8 | - | - | - | - | - | |
| 2002-03 | CALGARY | NHL | 81 | 6 | 20 | 26 | 28 | -7 | - | - | - | - | - | |
| 2003-04 | CALGARY | NHL | 67 | 4 | 16 | 20 | 30 | +6 | 6 | 0 | 1 | 1 | 2 | |
| 2004-05 | HIFK Helsinki | Finland | 8 | 1 | 2 | 3 | 2 | - | 5 | 0 | 3 | 3 | 0 | |
| 2005-06 | BUFFALO | NHL | 75 | 1 | 16 | 17 | 82 | +9 | 18 | 1 | 4 | 5 | 18 | |
| | Finland | Olympics | 8 | 1 | 0 | 1 | 10 | - | - | - | - | - | - | |
| 2006-07 | BUFFALO | NHL | 67 | 2 | 17 | 19 | 55 | +10 | 16 | 2 | 2 | 4 | 14 | |
| 2007-08 | BUFFALO | NHL | 82 | 4 | 22 | 26 | 74 | +1 | - | - | - | - | - | |
| 2008-09 | BUFFALO | NHL | 80 | 3 | 20 | 23 | 70 | 0 | - | - | - | - | - | |
| 2009-10 | BUFFALO | NHL | 67 | 4 | 16 | 20 | 30 | +10 | 6 | 0 | 1 | 1 | 6 | |
| | Finland | Olympics | 6 | 0 | 0 | 0 | 2 | +1 | - | - | - | - | - | |
| 2010-11 | ANAHEIM | NHL | 78 | 3 | 22 | 25 | 42 | +32 | 6 | 0 | 0 | 0 | 2 | |
| 2011-12 | ANAHEIM | NHL | 74 | 0 | 13 | 13 | 46 | 0 | - | - | - | - | - | |
| 2012-13 | ANAHEIM | NHL | 35 | 0 | 6 | 6 | 12 | -1 | - | - | - | - | - | |
| NHL Totals | | | 847 | 36 | 206 | 242 | 551 | +45 | 52 | 3 | 8 | 11 | 42 | |
| Anaheim Totals | | | 187 | 3 | 41 | 44 | 100 | +31 | 6 | 0 | 0 | 0 | 2 | |

Playoff Single Game Career Highs

Goals: 1, three times (last: May 10, 2007w/BUF vs. OTT, ECF Game 1)
Assists: 1, eight times (last: Apr. 26, 2010 w/BUF @ BOS, CQF Game 6)
Points: 1, 11 times (last: Apr. 26, 2010 w/BUF @ BOS, CQF Game 6; 0-1=1)
SOG: 4, Apr. 30, 2006 w/BUF vs. PHI, CQF Game 5
PIM: 6, two times (last: May 16, 2007 w/BUF @ OTT, ECF Game 4)
Plus/Minus: +6, May 2, 2006 w/BUF @ PHI, CQF Game 6
TOI: 35:57, Apr. 21, 2010 w/BUF @ BOS, CQF Game 3

2012-13 Single Game Highs


Goals: None
Assists: 1, six times (last: Apr. 25 @ VAN)
Points: 1, six times (last: Apr. 25 @ VAN; 0-1=1)
PIM: 4, Feb. 12 @ CHI
TOI: 23:04, Feb. 2 vs. LA
Shots: 3, four times (last: Apr. 27 vs. PHX)
Plus/Minus: +2, two times (last: Mar. 12 @ MIN)
Goal Streak: None
Assist Streak: Two games, Jan. 19-21 (0-2=2)
Point Streak: Two games, Jan. 19-21 (0-2=2)
Penalty Shots: None
 *career high; # ties career high



32 TONI LYDMAN

Defenseman

| Game | GP | Goals | Assists | Points | PIM | PP | SH | GWG | Shots | +/- | TOI |
|-----------------|---------------------|----------|----------|----------|-----------|----------|----------|----------|-----------|-----------|---------------|
| Jan. 19 @ VAN | 1 | 0 | 1 | 1 | 0 | 0 | 0 | 0 | 0 | 2 | 20:25 |
| Jan. 21 @ CGY | 1 | 0 | 1 | 1 | 2 | 0 | 0 | 0 | 1 | 1 | 18:47 |
| Jan. 25 vs. VAN | 1 | 0 | 0 | 0 | 0 | 0 | 0 | 0 | 1 | -1 | 20:15 |
| Jan. 26 vs. NSH | 1 | 0 | 0 | 0 | 2 | 0 | 0 | 0 | 1 | 0 | 18:49 |
| Jan. 29 @ SJ | 1 | 0 | 0 | 0 | 0 | 0 | 0 | 0 | 1 | -1 | 19:54 |
| Feb. 1 vs. MIN | Healthy Scratch | | | | | | | | | | |
| Feb. 2 vs. LA | 1 | 0 | 0 | 0 | 0 | 0 | 0 | 0 | 3 | 0 | 23:04 |
| Feb. 4 vs. SJ | 1 | 0 | 0 | 0 | 0 | 0 | 0 | 0 | 2 | 0 | 21:50 |
| Feb. 6 @ COL | Scratched - Illness | | | | | | | | | | |
| Feb. 8 @ DAL | 1 | 0 | 0 | 0 | 0 | 0 | 0 | 0 | 1 | 0 | 19:14 |
| Feb. 9 @ STL | 1 | 0 | 0 | 0 | 0 | 0 | 0 | 0 | 0 | 0 | 20:59 |
| Feb. 12 @ CHI | 1 | 0 | 0 | 0 | 4 | 0 | 0 | 0 | 0 | -1 | 19:25 |
| Feb. 15 @ DET | 1 | 0 | 0 | 0 | 0 | 0 | 0 | 0 | 1 | 0 | 18:24 |
| Feb. 16 @ NSH | 1 | 0 | 0 | 0 | 0 | 0 | 0 | 0 | 0 | -2 | 19:44 |
| Feb. 18 vs. CBJ | 1 | 0 | 0 | 0 | 0 | 0 | 0 | 0 | 0 | 0 | 17:43 |
| Feb. 24 vs. COL | Healthy Scratch | | | | | | | | | | |
| Feb. 25 @ LA | 1 | 0 | 0 | 0 | 0 | 0 | 0 | 0 | 0 | -1 | 17:12 |
| Feb. 27 vs. NSH | 1 | 0 | 0 | 0 | 0 | 0 | 0 | 0 | 1 | 1 | 16:23 |
| Mar. 1 vs. MIN | 1 | 0 | 0 | 0 | 0 | 0 | 0 | 0 | 0 | -1 | 20:36 |
| Mar. 2 @ PHX | 1 | 0 | 1 | 1 | 0 | 0 | 0 | 0 | 2 | 0 | 17:33 |
| Mar. 4 @ PHX | 1 | 0 | 0 | 0 | 0 | 0 | 0 | 0 | 3 | 1 | 19:28 |
| Mar. 6 vs. PHX | 1 | 0 | 0 | 0 | 0 | 0 | 0 | 0 | 0 | 0 | 17:28 |
| Mar. 8 vs. CGY | 1 | 0 | 0 | 0 | 0 | 0 | 0 | 0 | 0 | 0 | 22:27 |
| Mar. 10 vs. STL | 1 | 0 | 0 | 0 | 0 | 0 | 0 | 0 | 0 | 0 | 16:45 |
| Mar. 12 @ MIN | 1 | 0 | 1 | 1 | 0 | 0 | 0 | 0 | 1 | 2 | 17:14 |
| Mar. 14 @ DAL | Healthy Scratch | | | | | | | | | | |
| Mar. 16 @ STL | Healthy Scratch | | | | | | | | | | |
| Mar. 18 vs. SJ | 1 | 0 | 0 | 0 | 0 | 0 | 0 | 0 | 2 | 0 | 20:06 |
| Mar. 20 vs. CHI | 1 | 0 | 0 | 0 | 2 | 0 | 0 | 0 | 1 | 0 | 20:01 |
| Mar. 22 vs. DET | 1 | 0 | 0 | 0 | 0 | 0 | 0 | 0 | 1 | 1 | 21:34 |
| Mar. 24 vs. DET | 1 | 0 | 0 | 0 | 2 | 0 | 0 | 0 | 1 | 0 | 15:54 |
| Mar. 25 vs. SJ | Healthy Scratch | | | | | | | | | | |
| Mar. 27 @ SJ | 1 | 0 | 0 | 0 | 0 | 0 | 0 | 0 | 0 | -1 | 17:42 |
| Mar. 29 @ CHI | Healthy Scratch | | | | | | | | | | |
| Mar. 31 @ CBJ | Healthy Scratch | | | | | | | | | | |
| Apr. 1 @ DAL | Healthy Scratch | | | | | | | | | | |
| Apr. 3 vs. DAL | Healthy Scratch | | | | | | | | | | |
| Apr. 5 vs. DAL | Healthy Scratch | | | | | | | | | | |
| Apr. 7 vs. LA | 1 | 0 | 0 | 0 | 0 | 0 | 0 | 0 | 0 | -1 | 19:48 |
| Apr. 8 vs. EDM | 1 | 0 | 0 | 0 | 0 | 0 | 0 | 0 | 0 | 0 | 18:26 |
| Apr. 10 vs. COL | Healthy Scratch | | | | | | | | | | |
| Apr. 13 @ LA | 1 | 0 | 0 | 0 | 0 | 0 | 0 | 0 | 0 | -1 | 17:05 |
| Apr. 17 vs. CBJ | 1 | 0 | 0 | 0 | 0 | 0 | 0 | 0 | 3 | -1 | 21:52 |
| Apr. 19 @ CGY | Healthy Scratch | | | | | | | | | | |
| Apr. 21 @ EDM | 1 | 0 | 1 | 1 | 0 | 0 | 0 | 0 | 0 | 0 | 21:40 |
| Apr. 22 @ EDM | 1 | 0 | 0 | 0 | 0 | 0 | 0 | 0 | 0 | 0 | 20:33 |
| Apr. 25 @ VAN | 1 | 0 | 1 | 1 | 0 | 0 | 0 | 0 | 1 | 1 | 20:29 |
| Apr. 27 vs. PHX | 1 | 0 | 0 | 0 | 0 | 0 | 0 | 0 | 1 | 1 | 19:44 |
| Totals | 35 | 0 | 6 | 6 | 12 | 0 | 0 | 0 | 28 | -1 | 678:33 |



62 PATRICK MAROON

Left Wing



Shoots: Left **Height:** 6-3 **Weight:** 229 **Age:** 25; turns 26 on Apr. 23, 2014
Born: Apr. 23, 1988; St. Louis, Missouri **Hometown:** St. Louis, Missouri
Acquired: From Philadelphia with David Laliberte in exchange for Danny Syvert and Rob Bordson, Nov. 21, 2010
Drafted: By Philadelphia in the sixth round (161st overall) of the 2007 NHL Entry Draft

2012-13 Statistics

Home: 5, 0-1=1, -1
 Road: 8, 2-0=2, 0
Total: 13, 2-1=3, -1

| STATS | GP | G | A | Pts | PIM | PPG | SHG | GWG | Shots | Shot% |
|-----------|----------|---------|-----|----------|------|-----------|-----------|---------|-------|-------|
| Season | 13 | 2 | 1 | 3 | 10 | 0 | 0 | 0 | 21 | 9.5 |
| Career | 15 | 2 | 1 | 3 | 12 | 0 | 0 | 0 | 22 | 9.1 |
| REAL TIME | | | | | | | | | | |
| TOI | TOI/Game | Faceoff | W-L | FO Win % | Hits | Takeaways | Giveaways | Blocked | Shots | +/- |
| 127:13 | 9:47 | 4-10 | | 28.6 | 22 | 5 | 0 | 7 | | -1 |

Playoff Experience: Has yet to appear in the Stanley Cup Playoffs.

2012-13 Regular Season: In his second NHL season, scored 2-1=3 points with 10 PIM in 13 contests with Anaheim...was most recently recalled from Norfolk (AHL) on Apr. 24 and appeared in Anaheim's final two 2012-13 regular season contests...earned an assist on Teemu Selanne's goal in the regular season finale, Apr. 27 vs. PHX...scored his first career NHL goal (Rinne) in his second contest of the season (fourth contest of his career), Feb. 15 @ NSH...scored the second goal of his career on Mar. 12 @ MIN...appeared in 64 contests for the AHL's Admirals, scoring a team-leading 26-24=50 points with 139 PIM...was named the 2012-13 Norfolk Admirals Player of the Year...also led the club in assists...among AHL leaders, ranked tied for 13th in goals, tied for seventh in PPG (12) and tied for fourth in OT goals (2)...had nine multiple-point games on the season (three multi-goal, four multi-assist)...was the CCM/AHL Player of the Week honors for the period ending Mar. 10 after scoring 4-2=6 points in three contests...netted his fourth career hat trick (3-0=3) in a 5-4 overtime victory, Mar. 29 vs. Syracuse...collected a season-tying 1-2=3 points, Mar. 8 vs. Hershey...notched a career-tying three assists (0-3=3), Dec. 1 at Hershey...scored two goals in his second contest of the season, Oct. 13 vs. Worcester.

| CAREER STATISTICS | | | | | | | | | | | | | |
|-------------------|--------------|--------|----------------|-----|-----|-----|---------|----------|---|---|---|-----|----|
| Season | Team | League | REGULAR SEASON | | | | | PLAYOFFS | | | | | |
| | | | GP | G | A | P | PIM +/- | GP | G | A | P | PIM | |
| 2007-08 | London | OHL | 64 | 35 | 55 | 90 | 57 | +13 | 5 | 0 | 1 | 1 | 10 |
| | Philadelphia | AHL | 1 | 0 | 0 | 0 | 0 | -2 | - | - | - | - | - |
| 2008-09 | Philadelphia | AHL | 80 | 23 | 31 | 54 | 62 | +2 | 4 | 1 | 2 | 3 | 13 |
| 2009-10 | Adirondack | AHL | 67 | 11 | 33 | 44 | 125 | -15 | - | - | - | - | - |
| 2010-11 | Adirondack | AHL | 9 | 5 | 3 | 8 | 30 | -1 | - | - | - | - | - |
| | Syracuse | AHL | 57 | 21 | 27 | 48 | 68 | +6 | - | - | - | - | - |
| 2011-12 | Syracuse | AHL | 75 | 32 | 42 | 74 | 120 | +17 | 4 | 0 | 0 | 0 | 4 |
| | ANAHEIM | NHL | 2 | 0 | 0 | 0 | 2 | 0 | - | - | - | - | - |
| 2012-13 | Norfolk | AHL | 64 | 26 | 24 | 50 | 139 | 0 | - | - | - | - | - |
| | ANAHEIM | NHL | 13 | 2 | 1 | 3 | 10 | -1 | - | - | - | - | - |
| NHL Totals | | | 15 | 2 | 1 | 3 | 12 | -1 | - | - | - | - | - |
| AHL Totals | | | 353 | 118 | 160 | 278 | 544 | +7 | 8 | 1 | 2 | 3 | 17 |


| 2012-13 Single Game Highs |
|--|
| *Goals: 1, two times (last: Mar. 12 @ MIN) |
| *Assists: 1, Apr. 27 vs. PHX |
| *Points: 1, three times (last: Apr. 27 vs. PHX; 0-1=1) |
| *PIM: 5, two times (last: Mar. 12 @ MIN) |
| TOI: 13:54, Apr. 25 @ VAN |
| *Shots: 8, Apr. 27 vs. PHX |
| *Plus/Minus: +1, three times (last: Mar. 12 @ MIN) |
| Goal Streak: None |
| Assist Streak: None |
| Point Streak: None |
| Penalty Shots: None |
| *career high; # ties career high |



62 PATRICK MAROON

Left Wing

| Game | GP | Goals | Assists | Points | PIM | PP | SH | GWG | Shots | +/- | TOI |
|-----------------|----|-------|---------|--------|-----|----|----|-----|-------|-----|--------|
| Jan. 19 @ VAN | | | | | | | | | | | |
| Jan. 21 @ CGY | | | | | | | | | | | |
| Jan. 25 vs. VAN | | | | | | | | | | | |
| Jan. 26 vs. NSH | | | | | | | | | | | |
| Jan. 29 @ SJ | | | | | | | | | | | |
| Feb. 1 vs. MIN | | | | | | | | | | | |
| Feb. 2 vs. LA | | | | | | | | | | | |
| Feb. 4 vs. SJ | | | | | | | | | | | |
| Feb. 6 @ COL | | | | | | | | | | | |
| Feb. 8 @ DAL | | | | | | | | | | | |
| Feb. 9 @ STL | | | | | | | | | | | |
| Feb. 12 @ CHI | | | | | | | | | | | |
| Feb. 15 @ DET | 1 | 0 | 0 | 0 | 0 | 0 | 0 | 0 | 0 | -1 | 8:15 |
| Feb. 16 @ NSH | 1 | 1 | 0 | 1 | 0 | 0 | 0 | 0 | 2 | 1 | 8:22 |
| Feb. 18 vs. CBJ | 1 | 0 | 0 | 0 | 0 | 0 | 0 | 0 | 4 | 0 | 10:33 |
| Feb. 24 vs. COL | 1 | 0 | 0 | 0 | 0 | 0 | 0 | 0 | 0 | 0 | 7:15 |
| Feb. 25 @ LA | 1 | 0 | 0 | 0 | 0 | 0 | 0 | 0 | 1 | 0 | 8:05 |
| Feb. 27 vs. NSH | 1 | 0 | 0 | 0 | 0 | 0 | 0 | 0 | 0 | 1 | 12:10 |
| Mar. 1 vs. MIN | 1 | 0 | 0 | 0 | 5 | 0 | 0 | 0 | 2 | -1 | 8:07 |
| Mar. 2 @ PHX | 1 | 0 | 0 | 0 | 0 | 0 | 0 | 0 | 0 | 0 | 7:44 |
| Mar. 4 @ PHX | 1 | 0 | 0 | 0 | 0 | 0 | 0 | 0 | 0 | -1 | 7:49 |
| Mar. 6 vs. PHX | | | | | | | | | | | |
| Mar. 8 vs. CGY | | | | | | | | | | | |
| Mar. 10 vs. STL | | | | | | | | | | | |
| Mar. 12 @ MIN | 1 | 1 | 0 | 1 | 5 | 0 | 0 | 0 | 1 | 1 | 7:20 |
| Mar. 14 @ DAL | 1 | 0 | 0 | 0 | 0 | 0 | 0 | 0 | 1 | 0 | 9:21 |
| Mar. 16 @ STL | | | | | | | | | | | |
| Mar. 18 vs. SJ | | | | | | | | | | | |
| Mar. 20 vs. CHI | | | | | | | | | | | |
| Mar. 22 vs. DET | | | | | | | | | | | |
| Mar. 24 vs. DET | | | | | | | | | | | |
| Mar. 25 vs. SJ | | | | | | | | | | | |
| Mar. 27 @ SJ | | | | | | | | | | | |
| Mar. 29 @ CHI | | | | | | | | | | | |
| Mar. 31 @ CBJ | | | | | | | | | | | |
| Apr. 1 @ DAL | | | | | | | | | | | |
| Apr. 3 vs. DAL | | | | | | | | | | | |
| Apr. 5 vs. DAL | | | | | | | | | | | |
| Apr. 7 vs. LA | | | | | | | | | | | |
| Apr. 8 vs. EDM | | | | | | | | | | | |
| Apr. 10 vs. COL | | | | | | | | | | | |
| Apr. 13 @ LA | | | | | | | | | | | |
| Apr. 17 vs. CBJ | | | | | | | | | | | |
| Apr. 19 @ CGY | | | | | | | | | | | |
| Apr. 21 @ EDM | | | | | | | | | | | |
| Apr. 22 @ EDM | | | | | | | | | | | |
| Apr. 25 @ VAN | 1 | 0 | 0 | 0 | 0 | 0 | 0 | 0 | 2 | 0 | 13:54 |
| Apr. 27 vs. PHX | 1 | 0 | 1 | 1 | 0 | 0 | 0 | 0 | 8 | -1 | 18:18 |
| Totals | 13 | 2 | 1 | 3 | 10 | 0 | 0 | 0 | 21 | -1 | 127:13 |



51 KYLE PALMIERI

Right Wing



Shoots: Right **Height:** 5-11 **Weight:** 197 **Age:** 22; turns 23 on Feb. 1, 2014
Born: Feb. 1, 1991; Smithtown, NY **Hometown:** Montvale, NJ
Drafted: By Anaheim in the first round (26th overall) of the 2009 NHL Entry Draft

2012-13 Statistics

Home: 20, 8-6=14, 0
 Road: 22, 2-5=7, +2
Total: 42, 10-11=21, +2

| STATS | GP | G | A | Pts | PIM | PPG | SHG | GWG | Shots | Shot% |
|--------|----|----|----|-----|-----|-----|-----|-----|-------|-------|
| Season | 42 | 10 | 11 | 21 | 9 | 2 | 0 | 5 | 92 | 10.9 |
| Career | 70 | 15 | 14 | 29 | 15 | 2 | 0 | 5 | 136 | 11.0 |

| REAL TIME | | | | | | | | | | |
|-----------|----------|-------------|----------|------|-----------|-----------|---------------|-----|--|--|
| TOI | TOI/Game | Faceoff W-L | FO Win % | Hits | Takeaways | Giveaways | Blocked Shots | +/- | | |
| 517:44 | 12:19 | 1-11 | 8.30 | 48 | 14 | 7 | 10 | -8 | | |

Playoff Experience: Made his Stanley Cup Playoffs debut in Game 3 of the CQF, Apr. 17 at NSH going scoreless on one shot in 10:07 TOI.

2012-13 Regular Season: Appeared in his third NHL season, scoring 10-11=21 points with nine PIM and a +2 rating in 42 contests...ranked tied for second on Anaheim in April scoring, picking up 4-4=8 points in 12 contests...finished the season with 1-3=4 points in his last five games...scored the first hat trick of his career on Feb. 27 vs. NSH...tallied five GWG on the season (co-leading the club with Corey Perry), ranking tied for sixth in the NHL...ranked sixth on the Ducks with 10 goals on the season, while his 21 points ranked eighth...had two multi-goal games (Feb. 27 vs. NSH; 3-0=3 & Feb. 1 vs. MIN; 2-0=2)...scored his fifth game-winning goal of the season, Apr. 21 @ EDM...scored Anaheim's first goal (his ninth of the season) in a 4-3 shootout win, Apr. 7 vs. LA...scored the GWG, Apr. 3 @ DAL...had a three-game assist streak (0-3=3), Mar. 18-22...missed four contests with an upper-body injury, Mar. 6-12...recorded his first career hat trick (2 EV, 1 PPG), Feb. 27 vs. NSH...became the second-youngest player in team history to score a hat trick at 22 years and 26 days (Bobby Ryan was youngest at 21 years, 9 months and 22 days on Jan. 8 2009 @ LA)...marked the sixth natural hat trick in club history...had back-to-back GWG, Feb. 1 & 2...scored his first career PPG while also matching his career high for goals (4) in his seventh game of the season, Feb. 2 vs. LA...recorded his second career multi-goal game (2-0=2) in a 3-1 victory on his 22nd birthday, Feb. 1 vs. MIN...opened the 2012-13 season with a goal, Anaheim's fifth marker of their 7-3 win, Jan. 19 @ VAN...began the season with Norfolk (AHL), scoring 13-12=25 points with 54 PIM in 33 games...at the time of his recall (reported to Ducks training camp on Jan. 12), led team in goals, ranked second in scoring and third in assists...also ranked tied for seventh in the AHL with seven PPG (with teammate Patrick Maroon)...had five multi-point games, including two multi-goal games and three multi-assist contests...scored four points (3-1=4) in his final three AHL games, Jan. 5-11...opened the AHL season on a four-game point streak (2-4=6), Oct. 12-20.

CAREER STATISTICS

| Season | Team | League | REGULAR SEASON | | | | | | | PLAYOFFS | | | | |
|------------|------------|--------|----------------|----|----|----|-----|-----|----|----------|---|---|-----|---|
| | | | GP | G | A | P | PIM | +/- | GP | G | A | P | PIM | |
| 2007-08 | USNTDP | U-17 | 39 | 20 | 10 | 30 | 51 | - | - | - | - | - | - | - |
| | USNTDP | U-18 | 27 | 9 | 9 | 18 | 20 | - | - | - | - | - | - | - |
| 2008-09 | USNTDP | U-18 | 33 | 15 | 15 | 30 | 51 | - | - | - | - | - | - | |
| 2009-10 | Notre Dame | CCHA | 33 | 9 | 8 | 17 | 36 | - | - | - | - | - | - | |
| 2010-11 | Syracuse | AHL | 62 | 29 | 22 | 51 | 56 | -2 | - | - | - | - | - | |
| | ANAHEIM | NHL | 10 | 1 | 0 | 1 | 0 | -1 | 1 | 0 | 0 | 0 | 0 | |
| 2011-12 | Syracuse | AHL | 51 | 33 | 25 | 58 | 53 | +10 | 4 | 1 | 1 | 2 | 0 | |
| | ANAHEIM | NHL | 18 | 4 | 3 | 7 | 6 | +3 | - | - | - | - | - | |
| 2012-13 | Norfolk | AHL | 33 | 13 | 12 | 25 | 54 | -13 | - | - | - | - | - | |
| | ANAHEIM | NHL | 42 | 10 | 11 | 21 | 9 | +2 | - | - | - | - | - | |
| NHL Totals | | | 70 | 15 | 14 | 29 | 15 | +4 | 1 | 0 | 0 | 0 | 0 | |

Playoff Single Game Career Highs

Goals: None
Assists: None
Points: None
SOG: 1, Apr. 17, 2011 @ NSH, CQF Game 3
PIM: None
Plus/Minus: Even, Apr. 17, 2011 @ NSH, CQF Game 3
TOI: 10:07, Apr. 17, 2011 @ NSH, CQF Game 3

2012-13 Single Game Highs


***Goals:** 3, Feb. 27 vs. NSH
#Assists: 1, 11 times (last: Apr. 25 @ VAN)
***Points:** 3, Feb. 27 vs. NSH (3-0=3)
***PIM:** 5, Mar. 22 vs. DET
***TOI:** 16:14, Feb. 12 vs. CHI
Shots: 5, Feb. 27 vs. NSH
Plus/Minus: +2, three times (last: Feb. 27 vs. NSH)
Goal Streak: Two games, Feb. 1-2 (3-0=3)
Assist Streak: Three games, Mar. 18-22 (0-3=3)
Point Streak: Three games, two times (last: Apr. 17-21; 1-2=3)
Penalty Shots: None
***career high; #ties career high**



51 KYLE PALMIERI

Right Wing

| Game | GP | Goals | Assists | Points | PIM | PP | SH | GWG | Shots | +/- | TOI |
|-----------------|----------------------|-------|---------|--------|-----|----|----|-----|-------|-----|--------|
| Jan. 19 @ VAN | 1 | 1 | 0 | 1 | 0 | 0 | 0 | 0 | 3 | 0 | 12:54 |
| Jan. 21 @ CGY | 1 | 0 | 1 | 1 | 0 | 0 | 0 | 0 | 5 | 2 | 15:54 |
| Jan. 25 vs. VAN | 1 | 0 | 0 | 0 | 0 | 0 | 0 | 0 | 2 | 0 | 13:26 |
| Jan. 26 vs. NSH | 1 | 0 | 0 | 0 | 0 | 0 | 0 | 0 | 3 | -1 | 11:13 |
| Jan. 29 @ SJ | 1 | 0 | 0 | 0 | 0 | 0 | 0 | 0 | 1 | 1 | 10:10 |
| Feb. 1 vs. MIN | 1 | 2 | 0 | 2 | 0 | 0 | 0 | 1 | 4 | 2 | 12:22 |
| Feb. 2 vs. LA | 1 | 1 | 0 | 1 | 0 | 1 | 0 | 1 | 3 | 0 | 8:55 |
| Feb. 4 vs. SJ | 1 | 0 | 0 | 0 | 0 | 0 | 0 | 0 | 0 | -1 | 12:31 |
| Feb. 6 @ COL | 1 | 0 | 0 | 0 | 0 | 0 | 0 | 0 | 1 | 0 | 13:11 |
| Feb. 8 @ DAL | 1 | 0 | 0 | 0 | 2 | 0 | 0 | 0 | 0 | 0 | 13:19 |
| Feb. 9 @ STL | 1 | 0 | 0 | 0 | 0 | 0 | 0 | 0 | 2 | -2 | 9:35 |
| Feb. 12 @ CHI | 1 | 0 | 0 | 0 | 0 | 0 | 0 | 0 | 2 | 0 | 16:14 |
| Feb. 15 @ DET | 1 | 0 | 0 | 0 | 0 | 0 | 0 | 0 | 1 | -1 | 7:08 |
| Feb. 16 @ NSH | 1 | 0 | 1 | 1 | 0 | 0 | 0 | 0 | 1 | 0 | 8:38 |
| Feb. 18 vs. CBJ | 1 | 0 | 0 | 0 | 0 | 0 | 0 | 0 | 2 | 0 | 11:12 |
| Feb. 24 vs. COL | 1 | 0 | 0 | 0 | 2 | 0 | 0 | 0 | 2 | -1 | 8:11 |
| Feb. 25 @ LA | 1 | 0 | 0 | 0 | 0 | 0 | 0 | 0 | 4 | 0 | 11:47 |
| Feb. 27 vs. NSH | 1 | 3 | 0 | 3 | 0 | 1 | 0 | 1 | 5 | 2 | 13:02 |
| Mar. 1 vs. MIN | 1 | 0 | 1 | 1 | 0 | 0 | 0 | 0 | 4 | 0 | 15:56 |
| Mar. 2 @ PHX | 1 | 0 | 0 | 0 | 0 | 0 | 0 | 0 | 0 | 0 | 2:59 |
| Mar. 4 @ PHX | Injured - Upper Body | | | | | | | | | | |
| Mar. 6 vs. PHX | Injured - Upper Body | | | | | | | | | | |
| Mar. 8 vs. CGY | Injured - Upper Body | | | | | | | | | | |
| Mar. 10 vs. STL | Injured - Upper Body | | | | | | | | | | |
| Mar. 12 @ MIN | Injured - Upper Body | | | | | | | | | | |
| Mar. 14 @ DAL | 1 | 0 | 0 | 0 | 0 | 0 | 0 | 0 | 0 | 0 | 13:57 |
| Mar. 16 @ STL | 1 | 0 | 0 | 0 | 0 | 0 | 0 | 0 | 4 | 0 | 13:51 |
| Mar. 18 vs. SJ | 1 | 0 | 1 | 1 | 0 | 0 | 0 | 0 | 2 | 0 | 14:00 |
| Mar. 20 vs. CHI | 1 | 0 | 1 | 1 | 0 | 0 | 0 | 0 | 4 | 1 | 15:48 |
| Mar. 22 vs. DET | 1 | 0 | 1 | 1 | 5 | 0 | 0 | 0 | 4 | 0 | 14:00 |
| Mar. 24 vs. DET | 1 | 0 | 0 | 0 | 0 | 0 | 0 | 0 | 1 | -1 | 12:17 |
| Mar. 25 vs. SJ | 1 | 0 | 0 | 0 | 0 | 0 | 0 | 0 | 2 | -2 | 12:43 |
| Mar. 27 @ SJ | 1 | 0 | 0 | 0 | 0 | 0 | 0 | 0 | 0 | 0 | 13:49 |
| Mar. 29 @ CHI | 1 | 0 | 0 | 0 | 0 | 0 | 0 | 0 | 3 | 0 | 10:32 |
| Mar. 31 @ CBJ | 1 | 0 | 0 | 0 | 0 | 0 | 0 | 0 | 0 | 0 | 13:50 |
| Apr. 1 @ DAL | 1 | 0 | 1 | 1 | 0 | 0 | 0 | 0 | 0 | 1 | 10:14 |
| Apr. 3 vs. DAL | 1 | 1 | 0 | 1 | 0 | 0 | 0 | 1 | 3 | 0 | 10:02 |
| Apr. 5 vs. DAL | 1 | 0 | 0 | 0 | 0 | 0 | 0 | 0 | 3 | 0 | 12:11 |
| Apr. 7 vs. LA | 1 | 1 | 0 | 1 | 0 | 0 | 0 | 0 | 2 | 0 | 13:40 |
| Apr. 8 vs. EDM | 1 | 0 | 0 | 0 | 0 | 0 | 0 | 0 | 3 | 0 | 12:33 |
| Apr. 10 vs. COL | 1 | 0 | 1 | 1 | 0 | 0 | 0 | 0 | 1 | 0 | 13:29 |
| Apr. 13 @ LA | 1 | 0 | 0 | 0 | 0 | 0 | 0 | 0 | 3 | 0 | 15:06 |
| Apr. 17 vs. CBJ | 1 | 0 | 1 | 1 | 0 | 0 | 0 | 0 | 2 | 1 | 14:43 |
| Apr. 19 @ CGY | 1 | 0 | 1 | 1 | 0 | 0 | 0 | 0 | 1 | 0 | 14:08 |
| Apr. 21 @ EDM | 1 | 1 | 0 | 1 | 0 | 0 | 0 | 1 | 3 | 1 | 8:37 |
| Apr. 22 @ EDM | 1 | 0 | 0 | 0 | 0 | 0 | 0 | 0 | 3 | 0 | 15:16 |
| Apr. 25 @ VAN | 1 | 0 | 1 | 1 | 0 | 0 | 0 | 0 | 3 | 0 | 14:21 |
| Apr. 27 vs. PHX | Healthy Scratch | | | | | | | | | | |
| Totals | 42 | 10 | 11 | 21 | 9 | 2 | 0 | 5 | 92 | 2 | 517:44 |



10 COREY PERRY

Right Wing



Shoots: Right **Height:** 6-3 **Weight:** 212 **Age:** 27; turns 28 on May 16, 2013
Born: May 16, 1985; Peterborough, Ontario **Hometown:** London, Ontario
Drafted: By Anaheim in the first round (28th overall) of the 2003 NHL Entry Draft

2012-13 Statistics

Home: 22, 8-12=20, +9
 Road: 22, 7-9=16, +1

Total: 44, 15-21=36, +10

| STATS | GP | G | A | Pts | PIM | PPG | SHG | GWG | Shots | Shot% |
|--------|-----|-----|-----|-----|-----|-----|-----|-----|-------|-------|
| Season | 44 | 15 | 21 | 36 | 72 | 5 | 0 | 5 | 128 | 11.7 |
| Career | 573 | 220 | 245 | 465 | 736 | 68 | 6 | 41 | 1737 | 12.7 |

| REAL TIME | | | | | | | | | | |
|-----------|----------|-------------|----------|------|-----------|-----------|---------------|-----|--|--|
| TOI | TOI/Game | Faceoff W-L | FO Win % | Hits | Takeaways | Giveaways | Blocked Shots | +/- | | |
| 839:04 | 19:04 | 6-23 | 20.7 | 49 | 18 | 21 | 18 | +10 | | |

Playoff Experience: Has qualified for the postseason in six of his eight seasons with Anaheim (including 2013)...among franchise leaders, ranks third in all-time points (53), tied for second in all-time goals (18), fourth in assists (25), tied for sixth in PPG (4) and tied for second in SHG (1)...in 2011, appeared in all six CQF games vs. NSH, recording 2-6=8 points with four PIM...led the team in scoring and co-led in assists...had three consecutive multi-point contests in Games 2-4 (2-6=8), Apr. 15-20...tied his playoff career high in points (3) in Game 2 and 4, and in assists (2) in Games 2-4...in 2009, appeared in all 13 postseason contests for Anaheim in the CQF vs. SJ and CSF vs. DET, collecting 8-6=14 points...had points in eight of his 13 appearances, including a playoff-high five-game point streak (4-3=7) from Apr. 23-May 3...also posted five multiple-point games...scored the GWG in Game 5 of the CSF, May 12 vs. DET...set playoff career highs in goals and points (2-1=3) in Game 3 of the CSF, May 7 vs. DET...collected 1-1=2 points and a postseason career-high +3 rating in Game 4 of the CQF, Apr. 23 vs. SJ...in 2008, appeared in three of Anaheim's six CQF games vs. DAL in his third Stanley Cup Playoffs...made his 2008 playoff debut in Game 4 of the CQF on Apr. 17 @ DAL after recovering from a right quadriceps injury...recorded a point in each of his three games, collecting two goals and an assist...scored a goal in Game 5 on Apr. 18 vs. DAL and Game 6 on Apr. 20 @ DAL...won his first Stanley Cup with Anaheim in 2007, playing in all 21 of the Ducks' postseason contests...was fourth on team in goal scoring (6) and tied for seventh in the NHL in points (15)...finished the 2007 postseason tied for second in club history for most points in a single playoff season behind teammate Ryan Getzlaf...collected 3-4=7 points over the last six playoff games...scored the final goal (unassisted) of the 2007 postseason at the 17:00 mark of the third period in Game 5 of the SCF, June 6 vs. OTT...collected two assists (a career postseason high) with a game-high five shots in Game 2 of the WCF, May 13 @ DET...scored the GWG and collected an assist in Game 3 of the CSF, Apr. 29 @ VAN...scored a goal (the first of his postseason career) in Game 5 of the CQF, Apr. 19 vs. MIN...in 2006, appeared in his first Stanley Cup Playoffs, earning 0-3=3 points in 11 postseason games...ranked tied for second among rookies in PPA during the postseason with two...had a two-game assist streak (0-2=2), Apr. 25-27...collected his first career NHL playoff point in Game 3 of the CQF, Apr. 25 vs. CGY...made his NHL playoff debut in Game 1 of the CQF, Apr. 21 @ CGY.

2012-13 Regular Season: Appeared in his eighth NHL season with Anaheim...signed an eight-year contract extension through the 2020-21 season, Mar. 18...scored 15-21=36 points with a +10 rating and 72 PIM in 44 contests...his five GWG led the club and ranked tied for sixth overall in the NHL...led the club in PPG (5) and shots (128), co-led in goals and ranked second in assists and points...his 102 goals since the start of the 2010-11 season rank second overall in the NHL (TB's Stamkos has scored 134 in that span)...had a team-best seven-game point streak (4-8=12, +7), Feb. 15-Mar. 1...had eight multiple-point games (two multi-goal, three multi-assist)...had two, 3-point games (2-1=3 on Feb. 24 vs. COL & 0-3=3 on Feb. 27 vs. NSH)...ranked second among team forwards with 19:04 avg. TOI...scored his team-leading 15th goal of the season (with Getzlaf) on a game-high and season-tying eight shots on net, Apr. 21 @ EDM...collected 1-1=2 points on a season-best eight shots, Mar. 25 vs. SJ...had a four-game point streak, Mar. 4-10 (4-2=6, +6)...scored his fourth career OT goal (last: 2/24/12 vs. COL), netting the GWG in the second straight game, Feb. 24 vs. COL...had a three-point night (2-1=3) with two PPG...first back-to-back GWG since Oct. 16-17, 2011...had a season-high seven-game point streak from Feb. 15-Mar. 1 (3-9=12, +7), tied for the 10th-longest streak in the NHL this season...recorded his 100th career multi-point game (1-1=2), Feb. 15 @ DET...logged a season-high 25:05 while picking up an assist, Jan. 26 vs. NSH...opened the 2012-13 regular season with the game-winning PPG, Jan. 19 @ VAN in a 7-3 victory...missed four contests due to suspension, Mar. 14-20...went a team-leading 5-for-8 in the shootout for 62.5% and three GWG goals.

| CAREER STATISTICS | | | | | | | | | | | | | | |
|-------------------|------------|----------|----------------|------------|------------|------------|------------|------------|-----------|-----------|-----------|-----------|------------|--|
| | | | REGULAR SEASON | | | | | | | PLAYOFFS | | | | |
| Season | Team | League | GP | G | A | P | PIM | +/- | GP | G | A | P | PIM | |
| 2001-02 | London | OHL | 67 | 28 | 31 | 59 | 56 | - | 12 | 2 | 3 | 5 | 30 | |
| 2002-03 | London | OHL | 67 | 25 | 53 | 78 | 145 | - | 14 | 7 | 16 | 23 | 27 | |
| 2003-04 | London | OHL | 66 | 40 | 73 | 113 | 98 | - | 15 | 7 | 15 | 22 | 20 | |
| | Cincinnati | AHL | - | - | - | - | - | - | 3 | 1 | 1 | 2 | 4 | |
| 2004-05 | London | OHL | 60 | 47 | 83 | 130 | 117 | - | 18 | 11 | 27 | 38 | 46 | |
| 2005-06 | Portland | AHL | 19 | 16 | 18 | 34 | 32 | - | 1 | 1 | 0 | 1 | 0 | |
| | ANAHEIM | NHL | 56 | 13 | 12 | 25 | 50 | +1 | 11 | 0 | 3 | 3 | 16 | |
| 2006-07 | ANAHEIM | NHL | 82 | 17 | 27 | 44 | 55 | +12 | 21 | 6 | 9 | 15 | 37 | |
| 2007-08 | ANAHEIM | NHL | 70 | 29 | 25 | 54 | 108 | +12 | 3 | 2 | 1 | 3 | 8 | |
| 2008-09 | ANAHEIM | NHL | 78 | 32 | 40 | 72 | 109 | +10 | 13 | 8 | 6 | 14 | 36 | |
| 2009-10 | ANAHEIM | NHL | 82 | 27 | 49 | 76 | 111 | 0 | - | - | - | - | - | |
| | Canada | Olympics | 7 | 4 | 1 | 5 | 2 | - | - | - | - | - | - | |
| 2010-11 | ANAHEIM | NHL | 82 | 50 | 48 | 98 | 104 | +9 | 6 | 2 | 6 | 8 | 4 | |
| 2011-12 | ANAHEIM | NHL | 80 | 37 | 23 | 60 | 127 | -7 | - | - | - | - | - | |
| 2012-13 | ANAHEIM | NHL | 44 | 15 | 21 | 36 | 72 | +10 | - | - | - | - | - | |
| NHL Totals | | | 573 | 220 | 245 | 465 | 736 | +68 | 54 | 18 | 25 | 43 | 101 | |

Playoff Single Game Career Highs
Goals: 2, May 7, 2009 vs. DET, CSF Game 4
Assists: 2, five times (last: Apr. 20, 2011 @ NSH, CQF Game 4)
Points: 3, three times (last: Apr. 20, 2011 @ NSH, CQF Game 4; 1-2=3)
SOG: 7, Apr. 19, 2007 vs. MIN, CQF Game 5
PIM: 17, May 12, 2009 vs. DET, CSF Game 6
Plus/Minus: +3, Apr. 23, 2009 vs. SJ, CQF Game 4
TOI: 38:06, May 3, 2009 @ DET, CSF Game 2


2012-13 Single Game Highs
Goals: 2, two times (last: Mar. 10 vs. STL)
Assists: 3, Feb. 27 vs. NSH
Points: 3, two times (last: Feb. 27 vs. NSH; 0-3=3)
PIM: 15, Mar. 12 @ MIN
TOI: 25:05, Jan. 26 vs. NSH
Shots: 8, two times (last: Apr. 21 @ EDM)
Plus/Minus: +3, Feb. 15 @ DET
Goal Streak: Two games, three times (last: Apr. 19-21; 2-0=2)
Assist Streak: Four games, Feb. 24-Mar. 1 (2-6=8)
Point Streak: Seven games, Feb. 15-Mar. 1 (4-8=12)
Penalty Shots: None
 *career high; # ties career high



10 COREY PERRY

Right Wing

| Game | GP | Goals | Assists | Points | PIM | PP | SH | GWG | Shots | +/- | TOI |
|-----------------|-----------|-----------|-----------|-----------|-----------|----------|----------|----------|------------|-----------|---------------|
| Jan. 19 @ VAN | 1 | 1 | 0 | 1 | 0 | 1 | 0 | 1 | 3 | 0 | 15:24 |
| Jan. 21 @ CGY | 1 | 0 | 2 | 2 | 0 | 0 | 0 | 0 | 1 | 1 | 19:36 |
| Jan. 25 vs. VAN | 1 | 0 | 0 | 0 | 9 | 0 | 0 | 0 | 1 | 0 | 19:18 |
| Jan. 26 vs. NSH | 1 | 0 | 1 | 1 | 0 | 0 | 0 | 0 | 4 | 1 | 25:05 |
| Jan. 29 @ SJ | 1 | 0 | 0 | 0 | 0 | 0 | 0 | 0 | 3 | -2 | 22:02 |
| Feb. 1 vs. MIN | 1 | 0 | 0 | 0 | 0 | 0 | 0 | 0 | 3 | 0 | 20:17 |
| Feb. 2 vs. LA | 1 | 0 | 1 | 1 | 0 | 0 | 0 | 0 | 1 | 1 | 21:17 |
| Feb. 4 vs. SJ | 1 | 0 | 0 | 0 | 0 | 0 | 0 | 0 | 3 | 1 | 19:34 |
| Feb. 6 @ COL | 1 | 0 | 0 | 0 | 0 | 0 | 0 | 0 | 1 | 1 | 16:56 |
| Feb. 8 @ DAL | 1 | 0 | 1 | 1 | 7 | 0 | 0 | 0 | 2 | 0 | 18:17 |
| Feb. 9 @ STL | 1 | 0 | 0 | 0 | 0 | 0 | 0 | 0 | 1 | -1 | 24:03 |
| Feb. 12 @ CHI | 1 | 0 | 0 | 0 | 0 | 0 | 0 | 0 | 5 | 1 | 22:19 |
| Feb. 15 @ DET | 1 | 1 | 1 | 2 | 0 | 0 | 0 | 0 | 3 | 3 | 19:35 |
| Feb. 16 @ NSH | 1 | 0 | 1 | 1 | 2 | 0 | 0 | 0 | 2 | 1 | 19:34 |
| Feb. 18 vs. CBJ | 1 | 1 | 0 | 1 | 2 | 1 | 0 | 1 | 1 | 1 | 17:45 |
| Feb. 24 vs. COL | 1 | 2 | 1 | 3 | 2 | 1 | 0 | 1 | 7 | 1 | 20:17 |
| Feb. 25 @ LA | 1 | 0 | 1 | 1 | 2 | 0 | 0 | 0 | 2 | -1 | 21:23 |
| Feb. 27 vs. NSH | 1 | 0 | 3 | 3 | 0 | 0 | 0 | 0 | 2 | 2 | 15:38 |
| Mar. 1 vs. MIN | 1 | 0 | 1 | 1 | 0 | 0 | 0 | 0 | 1 | 0 | 18:43 |
| Mar. 2 @ PHX | 1 | 0 | 0 | 0 | 0 | 0 | 0 | 0 | 1 | -2 | 23:26 |
| Mar. 4 @ PHX | 1 | 1 | 1 | 2 | 0 | 1 | 0 | 0 | 2 | 0 | 18:38 |
| Mar. 6 vs. PHX | 1 | 1 | 0 | 1 | 0 | 0 | 0 | 1 | 4 | 2 | 18:27 |
| Mar. 8 vs. CGY | 1 | 0 | 1 | 1 | 0 | 0 | 0 | 0 | 3 | 2 | 16:15 |
| Mar. 10 vs. STL | 1 | 2 | 0 | 2 | 2 | 1 | 0 | 1 | 5 | 2 | 21:42 |
| Mar. 12 @ MIN | 1 | 0 | 0 | 0 | 15 | 0 | 0 | 0 | 0 | 0 | 6:45 |
| Mar. 14 @ DAL | Suspended | | | | | | | | | | |
| Mar. 16 @ STL | Suspended | | | | | | | | | | |
| Mar. 18 vs. SJ | Suspended | | | | | | | | | | |
| Mar. 20 vs. CHI | Suspended | | | | | | | | | | |
| Mar. 22 vs. DET | 1 | 0 | 0 | 0 | 0 | 0 | 0 | 0 | 2 | 0 | 17:38 |
| Mar. 24 vs. DET | 1 | 0 | 1 | 1 | 10 | 0 | 0 | 0 | 3 | 0 | 19:46 |
| Mar. 25 vs. SJ | 1 | 1 | 1 | 2 | 2 | 0 | 0 | 0 | 8 | -2 | 18:56 |
| Mar. 27 @ SJ | 1 | 0 | 0 | 0 | 7 | 0 | 0 | 0 | 2 | -2 | 15:35 |
| Mar. 29 @ CHI | 1 | 1 | 0 | 1 | 2 | 0 | 0 | 0 | 2 | 2 | 20:18 |
| Mar. 31 @ CBJ | 1 | 0 | 0 | 0 | 0 | 0 | 0 | 0 | 4 | 0 | 23:32 |
| Apr. 1 @ DAL | 1 | 1 | 0 | 1 | 0 | 0 | 0 | 0 | 3 | 1 | 15:55 |
| Apr. 3 vs. DAL | 1 | 0 | 1 | 1 | 0 | 0 | 0 | 0 | 2 | 0 | 16:14 |
| Apr. 5 vs. DAL | 1 | 0 | 0 | 0 | 2 | 0 | 0 | 0 | 4 | -2 | 20:51 |
| Apr. 7 vs. LA | 1 | 1 | 0 | 1 | 0 | 0 | 0 | 0 | 4 | 0 | 19:12 |
| Apr. 8 vs. EDM | 1 | 0 | 0 | 0 | 0 | 0 | 0 | 0 | 7 | -1 | 22:17 |
| Apr. 10 vs. COL | 1 | 0 | 0 | 0 | 2 | 0 | 0 | 0 | 1 | 0 | 18:12 |
| Apr. 13 @ LA | 1 | 0 | 0 | 0 | 0 | 0 | 0 | 0 | 2 | -1 | 18:24 |
| Apr. 17 vs. CBJ | 1 | 0 | 1 | 1 | 2 | 0 | 0 | 0 | 2 | 0 | 19:06 |
| Apr. 19 @ CGY | 1 | 1 | 0 | 1 | 0 | 0 | 0 | 0 | 7 | -1 | 20:58 |
| Apr. 21 @ EDM | 1 | 1 | 0 | 1 | 4 | 0 | 0 | 0 | 8 | 0 | 20:35 |
| Apr. 22 @ EDM | 1 | 0 | 2 | 2 | 0 | 0 | 0 | 0 | 1 | 1 | 14:33 |
| Apr. 25 @ VAN | 1 | 0 | 0 | 0 | 0 | 0 | 0 | 0 | 2 | 0 | 17:04 |
| Apr. 27 vs. PHX | 1 | 0 | 0 | 0 | 0 | 0 | 0 | 0 | 3 | 1 | 17:42 |
| Totals | 44 | 15 | 21 | 36 | 72 | 5 | 0 | 5 | 128 | 10 | 839:04 |



9 BOBBY RYAN

Left Wing



Shoots: Right **Height:** 6-2 **Weight:** 209 **Age:** 26; turns 27 on Mar. 17, 2014
Born: Mar. 17, 1987; Cherry Hill, NJ **Hometown:** Cherry Hill, NJ
Drafted: By Anaheim in the first round (second overall) of the 2005 NHL Entry Draft

2012-13 Statistics

Home: 24, 6-12=18, +4
 Road: 22, 5-7=12, -1
Total: 46, 11-19=30, +3

| STATS | GP | G | A | Pts | PIM | PPG | SHG | GWG | Shots | Shot% |
|-----------|----------|---------|-----|----------|------|-----------|-----------|---------|-------|-------|
| Season | 46 | 11 | 19 | 30 | 17 | 2 | 0 | 1 | 101 | 10.9 |
| Career | 377 | 146 | 142 | 288 | 251 | 36 | 3 | 15 | 1040 | 14.0 |
| REAL TIME | | | | | | | | | | |
| TOI | TOI/Game | Faceoff | W-L | FO Win % | Hits | Takeaways | Giveaways | Blocked | Shots | +/- |
| 762:55 | 16:35 | 25-56 | | 30.9 | 80 | 24 | 23 | 29 | | +3 |

Playoff Experience: Has appeared in the Stanley Cup Playoffs on three previous occasions (2008, 2009 & 2011)...in 2011, appeared in four of Anaheim's six CQF contests vs. NSH, collecting 3-1=4 points...ranked tied for second on the club in goals...served a two-game suspension (Apr. 17-20) following an incident in Game 2 of the CQF, Apr. 15 vs. NSH...tallied two goals (2-0=2) with a +3 rating in Game 2 of the CQF, Apr. 15 vs. NSH...appeared in all 13 of Anaheim's 2009 postseason contests against San Jose and Detroit...recorded a playoff career-high three-game goal streak (3-0=3), Apr. 18-23...in the CQF, led the club with four goals in six games...scored two goals to become the first Ducks rookie since Francois Beauchemin (2006) to record a multi-goal game in Game 4 of the CQF, Apr. 19 @ SJ...made his postseason debut with Anaheim in 2008... appeared in two contests in the Ducks' CQF series vs. DAL...went scoreless with two PIM.

2012-13 Regular Season: Appeared in his sixth NHL season with Anaheim, scoring 11-19=30 points with a +3 rating and 17 PIM in 46 games...had a career-best Iron Man streak of 220 consecutive games from Mar. 23, 2010-Apr. 21, 2013...completed the season ranking third among Anaheim skaters in points, tied for third in assists, fifth in goals and second in shots (101)...his 142 goals since the start of the 2008-09 season rank second among American-born players...had five multiple-point games on the season (one multi-goal, three multi-assist)...scored his 11th goal of the season in the regular season finale, Apr. 27 vs. PHX...missed Apr. 22 @ EDM & Apr. 25 @ VAN due to illness...picked up a career-tying 2-2=4 points with a +3 rating, Feb. 9 @ STL...marked his fourth career four-point night (last: Mar. 9, 2011 vs. NYR; 1-3=4)...had a seven-game point streak from Feb. 27-Mar. 10 (3-5=8, +3), tying a career high (third time, last: Dec. 8-22, 2009; 3-6=9)...scored his first GWG of the season on the power play, Apr. 1 @ DAL...had a four-game point streak (2-5=7, +4)...scored his first PPG of the season and 35th of his career as part of a three-point night (1-2=3), Feb. 1 vs. MIN...scored his first goal of the season in Anaheim's first HOME win of 2012-13, Jan. 26 vs. NSH...went 2-for-5 in shootouts (40%), including one GDG...played in the Swedish second division (Allsvenskan) during the lockout, scoring 10-3=13 points with six PIM in 10 games with Mora.

| CAREER STATISTICS | | | | | | | | | | | | | |
|-------------------|---------------|----------|----------------|-----|-----|-----|-----|----------|----|---|----|----|-----|
| Season | Team | League | REGULAR SEASON | | | | | PLAYOFFS | | | | | |
| | | | GP | G | A | P | PIM | +/- | GP | G | A | P | PIM |
| 2003-04 | Owen Sound | OHL | 65 | 22 | 17 | 39 | 52 | -18 | 7 | 1 | 2 | 3 | 2 |
| 2004-05 | Owen Sound | OHL | 62 | 37 | 52 | 89 | 51 | +30 | 8 | 2 | 7 | 9 | 8 |
| 2005-06 | Owen Sound | OHL | 59 | 31 | 64 | 95 | 44 | -4 | 11 | 5 | 7 | 12 | 14 |
| | Portland | AHL | - | - | - | - | - | - | 19 | 1 | 7 | 8 | 22 |
| 2006-07 | Owen Sound | OHL | 63 | 43 | 59 | 102 | 63 | -9 | 4 | 1 | 1 | 2 | 2 |
| | Portland | AHL | 8 | 3 | 6 | 9 | 6 | +2 | - | - | - | - | - |
| 2007-08 | ANAHEIM | NHL | 23 | 5 | 5 | 10 | 6 | -1 | 2 | 0 | 0 | 0 | 2 |
| | Portland | AHL | 48 | 21 | 28 | 49 | 38 | +9 | 16 | 8 | 12 | 20 | 18 |
| 2008-09 | Iowa | AHL | 14 | 9 | 10 | 19 | 19 | +2 | - | - | - | - | - |
| | ANAHEIM | NHL | 64 | 31 | 26 | 57 | 33 | +13 | 13 | 5 | 2 | 7 | 0 |
| 2009-10 | ANAHEIM | NHL | 81 | 35 | 29 | 64 | 81 | +9 | - | - | - | - | - |
| | United States | Olympics | 6 | 1 | 1 | 2 | 2 | - | - | - | - | - | - |
| 2010-11 | ANAHEIM | NHL | 82 | 34 | 37 | 71 | 61 | +15 | 4 | 3 | 1 | 4 | 2 |
| 2011-12 | ANAHEIM | NHL | 82 | 31 | 26 | 57 | 53 | +1 | - | - | - | - | - |
| 2012-13 | Mora | Sweden-2 | 10 | 10 | 3 | 13 | 6 | - | - | - | - | - | - |
| | ANAHEIM | NHL | 46 | 11 | 19 | 30 | 17 | +3 | - | - | - | - | - |
| NHL Totals | | | 377 | 146 | 142 | 288 | 251 | +41 | 19 | 8 | 3 | 11 | 4 |

2012-13 Single Game Highs:

Playoff Single Game Career Highs
Goals: 2, two times (last: Apr. 15, 2011 vs. NSH, CQF Game 2)
Assists: 1, three times (last: Apr. 24, 2011 @ NSH, CQF Game 6)
Points: 2, two times (last: Apr. 15, 2011 vs. NSH, CQF Game 2; 2-0=2)
SOG: 7, Apr. 21, 2009 vs. SJ, CQF Game 3
PIM: 2, two times (last: Apr. 15, 2011 vs. NSH, CQF Game 2)
Plus/Minus: +3, two times (last: Apr. 15, 2011 vs. NSH, CQF Game 2)
TOI: 32:13, May 3, 2009 @ DET, CSF Game 2

2012-13 Single Game Highs:

Goals: 2, Feb. 9 @ STL
Assists: 2, three times (last: Feb. 9 @ STL)
#Points: 4, Feb. 9 @ STL (2-2=4)
PIM: 7, Mar. 22 vs. DET
TOI: 21:51, Mar. 31 @ CBJ
Shots: 7, Mar. 29 @ CHI
Plus/Minus: +3, Feb. 9 @ STL
Goal Streak: Two games, Mar. 8-10 (2-1=3)
Assist Streak: Three games, two times (last: Feb. 27-Mar. 2; 0-3=3)
#Point Streak: Seven games, Feb. 27-Mar. 10 (3-5=8)
Penalty Shots: None
 *career high; #ties career high

| Game | GP | Goals | Assists | Points | PIM | PP | SH | GWG | Shots | +/- | TOI |
|-----------------|-----------------|-----------|-----------|-----------|-----------|----------|----------|----------|------------|----------|---------------|
| Jan. 19 @ VAN | 1 | 0 | 0 | 0 | 0 | 0 | 0 | 0 | 0 | 1 | 16:10 |
| Jan. 21 @ CGY | 1 | 0 | 0 | 0 | 0 | 0 | 0 | 0 | 1 | -1 | 17:29 |
| Jan. 25 vs. VAN | 1 | 0 | 0 | 0 | 0 | 0 | 0 | 0 | 4 | -1 | 13:33 |
| Jan. 26 vs. NSH | 1 | 1 | 0 | 1 | 0 | 0 | 0 | 0 | 2 | 1 | 17:19 |
| Jan. 29 @ SJ | 1 | 0 | 1 | 1 | 0 | 0 | 0 | 0 | 1 | 1 | 20:33 |
| Feb. 1 vs. MIN | 1 | 1 | 2 | 3 | 0 | 1 | 0 | 0 | 1 | 1 | 15:11 |
| Feb. 2 vs. LA | 1 | 0 | 2 | 2 | 0 | 0 | 0 | 0 | 1 | 1 | 14:49 |
| Feb. 4 vs. SJ | 1 | 0 | 0 | 0 | 0 | 0 | 0 | 0 | 3 | 0 | 16:35 |
| Feb. 6 @ COL | 1 | 0 | 0 | 0 | 0 | 0 | 0 | 0 | 1 | 0 | 16:59 |
| Feb. 8 @ DAL | 1 | 0 | 0 | 0 | 0 | 0 | 0 | 0 | 1 | 0 | 17:39 |
| Feb. 9 @ STL | 1 | 2 | 2 | 4 | 0 | 0 | 0 | 0 | 3 | 3 | 17:09 |
| Feb. 12 @ CHI | 1 | 0 | 0 | 0 | 0 | 0 | 0 | 0 | 4 | -1 | 18:37 |
| Feb. 15 @ DET | 1 | 1 | 0 | 1 | 0 | 0 | 0 | 0 | 3 | 1 | 13:48 |
| Feb. 16 @ NSH | 1 | 0 | 0 | 0 | 0 | 0 | 0 | 0 | 3 | -1 | 16:49 |
| Feb. 18 vs. CBJ | 1 | 0 | 1 | 1 | 0 | 0 | 0 | 0 | 1 | -1 | 14:32 |
| Feb. 24 vs. COL | 1 | 0 | 0 | 0 | 0 | 0 | 0 | 0 | 3 | -1 | 17:54 |
| Feb. 25 @ LA | 1 | 0 | 0 | 0 | 0 | 0 | 0 | 0 | 1 | -2 | 16:14 |
| Feb. 27 vs. NSH | 1 | 0 | 1 | 1 | 0 | 0 | 0 | 0 | 2 | -1 | 14:21 |
| Mar. 1 vs. MIN | 1 | 0 | 1 | 1 | 2 | 0 | 0 | 0 | 2 | 1 | 13:47 |
| Mar. 2 @ PHX | 1 | 0 | 1 | 1 | 0 | 0 | 0 | 0 | 2 | -3 | 19:21 |
| Mar. 4 @ PHX | 1 | 1 | 0 | 1 | 0 | 0 | 0 | 0 | 2 | 1 | 16:09 |
| Mar. 6 vs. PHX | 1 | 0 | 1 | 1 | 0 | 0 | 0 | 0 | 1 | 2 | 14:45 |
| Mar. 8 vs. CGY | 1 | 1 | 1 | 2 | 0 | 0 | 0 | 0 | 3 | 2 | 13:33 |
| Mar. 10 vs. STL | 1 | 1 | 0 | 1 | 2 | 0 | 0 | 0 | 2 | 1 | 19:51 |
| Mar. 12 @ MIN | 1 | 0 | 0 | 0 | 0 | 0 | 0 | 0 | 2 | 0 | 18:04 |
| Mar. 14 @ DAL | 1 | 0 | 0 | 0 | 0 | 0 | 0 | 0 | 2 | 0 | 17:28 |
| Mar. 16 @ STL | 1 | 0 | 0 | 0 | 2 | 0 | 0 | 0 | 0 | 0 | 17:46 |
| Mar. 18 vs. SJ | 1 | 0 | 1 | 1 | 0 | 0 | 0 | 0 | 1 | 0 | 16:48 |
| Mar. 20 vs. CHI | 1 | 1 | 0 | 1 | 0 | 0 | 0 | 0 | 4 | 2 | 15:01 |
| Mar. 22 vs. DET | 1 | 0 | 0 | 0 | 7 | 0 | 0 | 0 | 4 | 0 | 16:20 |
| Mar. 24 vs. DET | 1 | 0 | 0 | 0 | 0 | 0 | 0 | 0 | 4 | 0 | 17:04 |
| Mar. 25 vs. SJ | 1 | 0 | 1 | 1 | 0 | 0 | 0 | 0 | 2 | 0 | 15:58 |
| Mar. 27 @ SJ | 1 | 0 | 0 | 0 | 2 | 0 | 0 | 0 | 2 | -1 | 15:32 |
| Mar. 29 @ CHI | 1 | 0 | 1 | 1 | 0 | 0 | 0 | 0 | 7 | 2 | 19:07 |
| Mar. 31 @ CBJ | 1 | 0 | 0 | 0 | 0 | 0 | 0 | 0 | 2 | 0 | 21:51 |
| Apr. 1 @ DAL | 1 | 1 | 1 | 2 | 0 | 1 | 0 | 1 | 3 | 1 | 15:04 |
| Apr. 3 vs. DAL | 1 | 0 | 1 | 1 | 0 | 0 | 0 | 0 | 3 | 1 | 16:01 |
| Apr. 5 vs. DAL | 1 | 0 | 0 | 0 | 0 | 0 | 0 | 0 | 2 | -2 | 18:56 |
| Apr. 7 vs. LA | 1 | 0 | 0 | 0 | 2 | 0 | 0 | 0 | 1 | 0 | 17:30 |
| Apr. 8 vs. EDM | 1 | 0 | 0 | 0 | 0 | 0 | 0 | 0 | 3 | -1 | 16:40 |
| Apr. 10 vs. COL | 1 | 0 | 0 | 0 | 0 | 0 | 0 | 0 | 2 | -1 | 15:40 |
| Apr. 13 @ LA | 1 | 0 | 0 | 0 | 0 | 0 | 0 | 0 | 1 | -1 | 13:12 |
| Apr. 17 vs. CBJ | 1 | 0 | 0 | 0 | 0 | 0 | 0 | 0 | 1 | 1 | 14:17 |
| Apr. 19 @ CGY | 1 | 0 | 0 | 0 | 0 | 0 | 0 | 0 | 1 | -1 | 19:34 |
| Apr. 21 @ EDM | 1 | 0 | 1 | 1 | 0 | 0 | 0 | 0 | 3 | 0 | 15:34 |
| Apr. 22 @ EDM | Scratched - Flu | | | | | | | | | | |
| Apr. 25 @ VAN | Scratched - Flu | | | | | | | | | | |
| Apr. 27 vs. PHX | 1 | 1 | 0 | 1 | 0 | 0 | 0 | 0 | 4 | -1 | 16:21 |
| Totals | 46 | 11 | 19 | 30 | 17 | 2 | 0 | 1 | 101 | 3 | 762:55 |



5 LUCA SBISA

Defenseman



Shoots: Left **Height:** 6-2 **Weight:** 204 **Age:** 23; turns 24 on Jan. 30, 2014
Born: Jan. 30, 1990; Ozieri, Italy **Hometown:** Zug, Switzerland
Acquired: From Philadelphia with Joffrey Lupul, a first-round selection in the 2009 NHL Entry Draft, a first-round selection in the 2010 NHL Entry Draft and a conditional third-round selection in the 2010 NHL Entry Draft in exchange for Chris Pronger, June 26, 2009
Drafted: By Philadelphia in the first round (19th overall) of the 2008 NHL Entry Draft

2012-13 Statistics

Home: 22, 0-5=5, +2
 Road: 19, 1-2=3, -2
Total: 41, 1-7=8, 0

| STATS | GP | G | A | Pts | PIM | PPG | SHG | GWG | Shots | Shot% |
|-----------|----------|-------------|----------|------|-----------|-----------|---------------|-----|-------|-------|
| Season | 41 | 1 | 7 | 8 | 23 | 0 | 0 | 1 | 39 | 2.6 |
| Career | 236 | 8 | 42 | 50 | 174 | 1 | 0 | 1 | 244 | 3.3 |
| REAL TIME | | | | | | | | | | |
| TOI | TOI/Game | Faceoff W-L | FO Win % | Hits | Takeaways | Giveaways | Blocked Shots | +/- | | |
| 813:12 | 19:50 | 0-0 | 0.0 | 99 | 10 | 13 | 57 | -0 | | |

Playoff Experience: Has appeared in the Stanley Cup Playoffs on two occasions (2009 & 2011)...in 2011, appeared in all of Anaheim's six CQF games vs. NSH, collecting one assist (0-1=1) with eight PIM...earned his first career Stanley Cup Playoff point (assist) in Game 5 of the CQF, Apr. 22 vs. NSH...made his Anaheim postseason debut in Game 1 of the CQF, Apr. 13 vs. NSH...in 2009, appeared in one postseason contest for PHI in the club's CQF series vs. PIT...became the second-youngest Flyer (Dainius Zubrus) to make his Stanley Cup Playoffs debut in Game 2 of the CQF, Apr. 17 vs. PIT...went scoreless with two PIM in 5:38 TOI.

2012-13 Regular Season: Appeared in his fifth NHL season, his fourth with Anaheim...scored 1-7=8 points with an even plus/minus ranking and 23 PIM in 41 games...ranked second among team leaders with 99 hits and also finished with 57 blocked shots...matched a career high (second time) with a +3 rating in a 5-2 victory, Apr. 3 vs. DAL...recorded his first career GWG and first goal of the season in a 2-1 win, Mar. 12 @ MIN...logged a season-high 23:03 TOI, Mar. 4 @ PHX...tied his career high in points/assists (fifth time) with 0-2=2 in a 7-1 victory, Feb. 2 vs. LA...appeared in his 200th career NHL game, Jan. 29 @ SJ...missed the final six games of the season with a lower-body injury, Apr. 17-27...played in his native Switzerland during the lockout, collecting 5-7=12 points with 14 PIM in 30 games with Lugano.

| CAREER STATISTICS | | | | | | | | | | | | | |
|-------------------|--------------|----------|----------------|---|----|----|-----|----------|----|---|----|----|-----|
| Season | Team | League | REGULAR SEASON | | | | | PLAYOFFS | | | | | |
| | | | GP | G | A | P | PIM | +/- | GP | G | A | P | PIM |
| 2007-08 | Lethbridge | WHL | 62 | 6 | 27 | 33 | 63 | +19 | 19 | 3 | 12 | 15 | 17 |
| 2008-09 | PHILADELPHIA | NHL | 39 | 0 | 7 | 7 | 36 | -6 | 1 | 0 | 0 | 0 | 2 |
| | Lethbridge | WHL | 18 | 4 | 11 | 15 | 19 | -4 | 11 | 2 | 1 | 3 | 12 |
| | Philadelphia | AHL | 2 | 1 | 1 | 2 | 2 | -1 | - | - | - | - | - |
| 2009-10 | ANAHEIM | NHL | 8 | 0 | 0 | 0 | 6 | -1 | - | - | - | - | - |
| | Lethbridge | WHL | 17 | 1 | 12 | 13 | 18 | 0 | - | - | - | - | - |
| | Portland | WHL | 12 | 3 | 2 | 5 | 11 | 0 | 13 | 2 | 2 | 4 | 26 |
| | Switzerland | Olympics | 5 | 0 | 0 | 0 | 0 | - | - | - | - | - | - |
| 2010-11 | ANAHEIM | NHL | 68 | 2 | 9 | 11 | 43 | -11 | 6 | 0 | 1 | 1 | 8 |
| | Syracuse | AHL | 8 | 2 | 7 | 9 | 4 | +2 | - | - | - | - | - |
| 2011-12 | ANAHEIM | NHL | 80 | 5 | 19 | 24 | 66 | -5 | - | - | - | - | - |
| 2012-13 | Lugano | Swiss-A | 30 | 5 | 7 | 12 | 14 | - | - | - | - | - | - |
| | ANAHEIM | NHL | 41 | 1 | 7 | 8 | 23 | 0 | - | - | - | - | - |
| NHL Totals | | | 236 | 8 | 42 | 50 | 174 | -23 | 6 | 0 | 1 | 1 | 8 |
| Anaheim Totals | | | 197 | 8 | 35 | 43 | 138 | -17 | 6 | 0 | 1 | 1 | 8 |

Playoff Single Game Career Highs

Goals: None
Assists: 1, Apr. 22, 2011 vs. NSH, CQF Game 5
Points: 1, Apr. 22, 2011 vs. NSH, CQF Game 5 (0-1=1)
SOG: 1, two times (last: Apr. 20, 2011 @ NSH, CQF Game 4)
PIM: 2, five times (last: Apr. 20, 2011 @ NSH, CQF Game 4)
Plus/Minus: +1, Apr. 15, 2011 vs. NSH, CQF Game 2
TOI: 18:02, Apr. 17, 2011 @ NSH, CQF Game 3

2012-13 Single Game Highs

Goals: 1, Mar. 12 @ MIN
#Assists: 2, Feb. 2 vs. LA
#Points: 2, Feb. 2 vs. LA (0-2=2)
PIM: 5, Mar. 14 vs. DAL
TOI: 23:03, Mar. 4 vs. PHX
Shots: 4, two times (last: Mar. 31 @ CBJ)
#Plus/Minus: +3, Apr. 3 vs. DAL
Goal Streak: None
Assist Streak: Two games, Mar. 1-2 (0-2=2)
Point Streak: Two games, Mar. 1-2 (0-2=2)
Penalty Shots: None
 *career high; #ties career high



5 LUCA SBISA

Defenseman

| Game | GP | Goals | Assists | Points | PIM | PP | SH | GWG | Shots | +/- | TOI |
|-----------------|----------------------|----------|----------|----------|-----------|----------|----------|----------|-----------|----------|---------------|
| Jan. 19 @ VAN | 1 | 0 | 0 | 0 | 2 | 0 | 0 | 0 | 1 | 1 | 17:19 |
| Jan. 21 @ CGY | 1 | 0 | 0 | 0 | 0 | 0 | 0 | 0 | 1 | 2 | 18:02 |
| Jan. 25 vs. VAN | 1 | 0 | 0 | 0 | 0 | 0 | 0 | 0 | 2 | 0 | 19:16 |
| Jan. 26 vs. NSH | 1 | 0 | 0 | 0 | 0 | 0 | 0 | 0 | 1 | 0 | 20:46 |
| Jan. 29 @ SJ | 1 | 0 | 0 | 0 | 2 | 0 | 0 | 0 | 2 | -1 | 20:18 |
| Feb. 1 vs. MIN | 1 | 0 | 0 | 0 | 0 | 0 | 0 | 0 | 2 | 1 | 13:13 |
| Feb. 2 vs. LA | 1 | 0 | 2 | 2 | 0 | 0 | 0 | 0 | 1 | -1 | 19:53 |
| Feb. 4 vs. SJ | 1 | 0 | 0 | 0 | 0 | 0 | 0 | 0 | 0 | 1 | 18:52 |
| Feb. 6 @ COL | 1 | 0 | 0 | 0 | 0 | 0 | 0 | 0 | 3 | 0 | 21:22 |
| Feb. 8 @ DAL | 1 | 0 | 1 | 1 | 0 | 0 | 0 | 0 | 1 | 0 | 20:44 |
| Feb. 9 @ STL | 1 | 0 | 0 | 0 | 0 | 0 | 0 | 0 | 0 | 0 | 22:51 |
| Feb. 12 @ CHI | 1 | 0 | 0 | 0 | 0 | 0 | 0 | 0 | 1 | -1 | 20:28 |
| Feb. 15 @ DET | 1 | 0 | 0 | 0 | 0 | 0 | 0 | 0 | 3 | 0 | 19:20 |
| Feb. 16 @ NSH | 1 | 0 | 0 | 0 | 0 | 0 | 0 | 0 | 0 | -2 | 20:48 |
| Feb. 18 vs. CBJ | 1 | 0 | 0 | 0 | 0 | 0 | 0 | 0 | 3 | 0 | 20:37 |
| Feb. 24 vs. COL | 1 | 0 | 0 | 0 | 2 | 0 | 0 | 0 | 0 | -1 | 19:51 |
| Feb. 25 @ LA | Healthy Scratch | | | | | | | | | | |
| Feb. 27 vs. NSH | 1 | 0 | 0 | 0 | 0 | 0 | 0 | 0 | 0 | 1 | 20:02 |
| Mar. 1 vs. MIN | 1 | 0 | 1 | 1 | 0 | 0 | 0 | 0 | 0 | 0 | 22:00 |
| Mar. 2 @ PHX | 1 | 0 | 1 | 1 | 0 | 0 | 0 | 0 | 0 | -1 | 19:47 |
| Mar. 4 @ PHX | 1 | 0 | 0 | 0 | 0 | 0 | 0 | 0 | 0 | -1 | 23:03 |
| Mar. 6 vs. PHX | 1 | 0 | 0 | 0 | 0 | 0 | 0 | 0 | 0 | 2 | 19:55 |
| Mar. 8 vs. CGY | 1 | 0 | 1 | 1 | 0 | 0 | 0 | 0 | 0 | 2 | 21:01 |
| Mar. 10 vs. STL | 1 | 0 | 0 | 0 | 0 | 0 | 0 | 0 | 0 | 0 | 17:28 |
| Mar. 12 @ MIN | 1 | 1 | 0 | 1 | 2 | 0 | 0 | 1 | 1 | 1 | 19:28 |
| Mar. 14 @ DAL | 1 | 0 | 0 | 0 | 5 | 0 | 0 | 0 | 4 | 0 | 20:53 |
| Mar. 16 @ STL | 1 | 0 | 0 | 0 | 0 | 0 | 0 | 0 | 0 | 0 | 17:49 |
| Mar. 18 vs. SJ | 1 | 0 | 0 | 0 | 0 | 0 | 0 | 0 | 1 | 0 | 21:38 |
| Mar. 20 vs. CHI | 1 | 0 | 1 | 1 | 0 | 0 | 0 | 0 | 1 | 1 | 18:28 |
| Mar. 22 vs. DET | 1 | 0 | 0 | 0 | 0 | 0 | 0 | 0 | 0 | -3 | 19:22 |
| Mar. 24 vs. DET | 1 | 0 | 0 | 0 | 0 | 0 | 0 | 0 | 1 | -1 | 19:37 |
| Mar. 25 vs. SJ | 1 | 0 | 0 | 0 | 4 | 0 | 0 | 0 | 0 | -2 | 17:20 |
| Mar. 27 @ SJ | 1 | 0 | 0 | 0 | 0 | 0 | 0 | 0 | 1 | -1 | 20:31 |
| Mar. 29 @ CHI | 1 | 0 | 0 | 0 | 2 | 0 | 0 | 0 | 0 | 0 | 18:31 |
| Mar. 31 @ CBJ | 1 | 0 | 0 | 0 | 0 | 0 | 0 | 0 | 4 | -2 | 21:35 |
| Apr. 1 @ DAL | 1 | 0 | 0 | 0 | 0 | 0 | 0 | 0 | 1 | 2 | 18:23 |
| Apr. 3 vs. DAL | 1 | 0 | 0 | 0 | 0 | 0 | 0 | 0 | 0 | 3 | 18:29 |
| Apr. 5 vs. DAL | 1 | 0 | 0 | 0 | 0 | 0 | 0 | 0 | 1 | -1 | 18:41 |
| Apr. 7 vs. LA | 1 | 0 | 0 | 0 | 0 | 0 | 0 | 0 | 0 | 1 | 22:12 |
| Apr. 8 vs. EDM | 1 | 0 | 0 | 0 | 2 | 0 | 0 | 0 | 2 | 0 | 20:52 |
| Apr. 10 vs. COL | 1 | 0 | 0 | 0 | 2 | 0 | 0 | 0 | 1 | -1 | 22:19 |
| Apr. 13 @ LA | 1 | 0 | 0 | 0 | 0 | 0 | 0 | 0 | 0 | 1 | 20:08 |
| Apr. 17 vs. CBJ | Injured - Lower Body | | | | | | | | | | |
| Apr. 19 @ CGY | Injured - Lower Body | | | | | | | | | | |
| Apr. 21 @ EDM | Injured - Lower Body | | | | | | | | | | |
| Apr. 22 @ EDM | Injured - Lower Body | | | | | | | | | | |
| Apr. 25 @ VAN | Injured - Lower Body | | | | | | | | | | |
| Apr. 27 vs. PHX | Injured - Lower Body | | | | | | | | | | |
| Totals | 41 | 1 | 7 | 8 | 23 | 0 | 0 | 1 | 39 | 0 | 812:12 |



8 TEEMU SELANNE

Right Wing



Shoots: Right **Height:** 6-0 **Weight:** 198 **Age:** 42; turns 43 on July 3, 2013
Born: July 3, 1970; Helsinki, Finland **Hometown:** Coto de Caza, Calif.
Acquired: Signed as a free agent, Aug. 22, 2005
Drafted: By Winnipeg in the first round (10th overall) of the 1988 NHL Entry Draft

2012-13 Statistics

Home: 24, 8-4=12, -8
 Road: 22, 4-8=12, -2
Total: 46, 12-12=24, -10

| STATS | GP | G | A | Pts | PIM | PPG | SHG | GWG | Shots | Shot% |
|--------|-------|-----|-----|------|-----|-----|-----|-----|-------|-------|
| Season | 46 | 12 | 12 | 24 | 28 | 3 | 0 | 1 | 96 | 12.5 |
| Career | 1,487 | 675 | 755 | 1430 | 648 | 251 | 7 | 107 | 4429 | 15.2 |

| REAL TIME | | | | | | | | | | |
|-----------|----------|-------------|----------|------|-----------|-----------|---------|-----------|--|-----|
| TOI | TOI/Game | Faceoff W-L | FO Win % | Hits | Takeaways | Giveaways | Blocked | Shots +/- | | |
| 721:51 | 15:41 | 85-83 | 50.6 | 8 | 23 | 31 | 10 | | | -10 |

Playoff Experience: Won his first Stanley Cup with Anaheim in 2007...has made 11 previous trips to the postseason: seven with Anaheim, two with San Jose and one each with Winnipeg and Colorado...is the Ducks' all-time postseason scoring leader with 32-28=60 points in 77 Stanley Cup Playoff games...also leads the club in postseason appearances, goals, PPG (13), GWG (7), and shots (234)...ranks second in assists to Ryan Getzlaf (35)...in 2011, collected 6-1=7 points in Anaheim's six-game CQF series vs. NSH...collected a point in each of the six games, making his streak the second-longest in the NHL postseason (tied with five other players)...also had a career-high four-game goal streak (5-0=5) from Apr. 13-20, also marking the second-longest of the NHL postseason (tied with three other players)...despite the club's first-round elimination, ranked tied for second in postseason PPG for the entire playoffs (three other players)...scored two goals in Game 3 of the CQF, Apr. 17 @ NSH...it was his first multi-goal playoff game since May 1, 2002 (w/SJ @ COL in Game 1 of the CSF)...the goals were scored exactly 30 seconds apart, marking the fastest two goals scored by one player in a postseason game since Apr. 17, 1996 (PIT's P. Nedved scored goals 11 seconds apart in Game 1 of the CQF vs. WSH)...appeared in his 100th career playoff contest in Game 2 of the CSF, May 3 @ DET...scored his 10th career playoff GWG (also series clinching) in Game 6 of the CQF, Apr. 27 vs. SJ...in 2008, appeared in Anaheim's six CQF games vs. DAL...collected 1-1=2 points on eight shots, including the GWG in Game 5 of the CQF, Apr. 18 vs. DAL...in 2007, played in all 21 of the Ducks' postseason contests...tied for second in club history for most points in a single playoff season (5-10=15)...among league leaders, finished tied for second in OT goals, tied for fifth in GWG, tied for seventh in scoring, tied for sixth in assists and tied for third in PPA...had a four-game point streak (2-5=7), May 17-28...scored the game-winning OT goal, the second of his playoff career (also in Game 5 of the DSF, Apr. 27, 1993 w/WPG vs. VAN) and collected an assist in Game 5 of the WCF, May 20 @ DET...collected 1-2=3 points for his first three-point game of the postseason in Game 4 of the WCF, May 17 vs. DET...scored the GWG and recorded an assist in Game 1 of the CSF, Apr. 25 vs. VAN...collected an assist, breaking Paul Kariya's previous all-time Ducks record for postseason points with 16-14=30 points in Game 2 of the CQF, Apr. 13 vs. MIN in Game 2...scored a goal, tying the franchise record for most career postseason points (also Paul Kariya, 14-15=29), Apr. 11 vs. MIN...led the Ducks in playoff scoring with 6-8=14 points in 16 games...tied for first on club in GWG (2)...both of his GWG goals were series-clinching goals...set then-playoff career highs in games played, assists and points...scored the GWG in Game 4 of CSF, May 11 @ COL...tied a franchise playoff record with a seven-game point streak (4-5=9 points) from Game 2 of the CQF, Apr. 23 @ CGY through Game 1 of the CSF, May 5 vs. COL...scored the GWG in Game 7 of the CQF, May 3 @ CGY...scored the franchise's first postseason goal in Game 1 of the CQF, Apr. 16 vs. PHX (PPG at 8:57 of the first period), and added the GWG in that game...made his Stanley Cup Playoff debut in 1993 with Winnipeg, scoring 4-2=6 points in six games...collected his first playoff hat trick on Apr. 23 vs. VAN, including his first career playoff goal...it was the first hat trick in Jets' NHL playoff history.

2012-13 Regular Season: Appeared in his 21st NHL season and 14th with Anaheim, scoring 12-12=24 points and 28 PIM in 46 appearances...among team leaders, ranked fourth in goals, PPG (3) and shots (96), and fifth in points...completed the season ranked 11th in all-time goals (675), tied for 40th in all-time assists (755), 15th in all-time points (1,430), third in all-time PPG (251) and sixth in all-time GWG (107)...scored a goal in the final contest of 2012-13, Apr. 27 vs. PHX...appeared in his franchise-leading 900th contest as an Anaheim Duck going scoreless with a +1 rating, Apr. 21 @ EDM...became the leader in career NHL appearances by a Finnish-born player (1,373) surpassing Teppo Numminen, Mar. 25 vs. SJ...scored a goal to gain sole possession of 15th on the all-time scoring list (passing Bryan Trottier), Mar. 22 vs. DET...matched Doug Weight for 40th in all-time assists with a helper on Luca Sbisa's GWG, Mar. 12 @ MIN...surpassed Luc Robitaille for sole possession of 11th in all-time goals (669), Mar. 1 vs. MIN...scored the 250th PPG of his career, gaining sole spot of third in all-time NHL PPG, Feb. 24 vs. COL...recorded 1-3=4 points, Feb. 9 @ STL...marked his second four-point game of the season, becoming the owner of two of just four instances in NHL history where a player aged 42 years-or-older scored 4+ points in a single game - had two in a 22-day span...the other two occurrences: Gordie Howe scored 1-3=4 for DET vs. BUF on 2/20/71 and Tim Horton scored 0-4=4 for PIT vs. PHI on 1/15/72...earned a season-high three assists (0-3=3), Feb. 1 vs. MIN...became the oldest NHL player in nearly 42 years to score four points in a game (2-2=4), Jan. 19 @ VAN...Gordie Howe scored four on 2/20/71 at 42 years, 326 days...at 42 years, 200 days on season-opening day, was the oldest player to appear in a Ducks uniform.

| CAREER STATISTICS | | | | | | | | | | | | | |
|-------------------|----------|----------|----------------|-----|-----|------|-----|------|----------|----|----|----|-----|
| Season | Team | League | REGULAR SEASON | | | | | | PLAYOFFS | | | | |
| | | | GP | G | A | P | PIM | +/- | GP | G | A | P | PIM |
| 1992-93 | WINNIPEG | NHL | 84 | 76 | 56 | 132 | 45 | +8 | 6 | 4 | 2 | 6 | 2 |
| 1993-94 | WINNIPEG | NHL | 51 | 25 | 29 | 54 | 22 | -23 | - | - | - | - | - |
| 1994-95 | Jokerit | Finland | 20 | 7 | 12 | 19 | 6 | - | - | - | - | - | - |
| | WINNIPEG | NHL | 45 | 22 | 26 | 48 | 2 | +1 | - | - | - | - | - |
| 1995-96 | WINNIPEG | NHL | 51 | 24 | 48 | 72 | 18 | +3 | - | - | - | - | - |
| | ANAHEIM | NHL | 28 | 16 | 20 | 36 | 4 | +2 | - | - | - | - | - |
| 1996-97 | ANAHEIM | NHL | 78 | 51 | 58 | 109 | 34 | +28 | 11 | 7 | 3 | 10 | 4 |
| 1997-98 | ANAHEIM | NHL | 73 | 52 | 34 | 86 | 30 | +12 | - | - | - | - | - |
| | Finland | Olympics | 5 | 4 | 6 | 10 | 8 | - | - | - | - | - | - |
| 1998-99 | ANAHEIM | NHL | 75 | 47 | 60 | 107 | 30 | +18 | 4 | 2 | 2 | 4 | 2 |
| 1999-00 | ANAHEIM | NHL | 79 | 33 | 52 | 85 | 12 | +6 | - | - | - | - | - |
| 2000-01 | ANAHEIM | NHL | 61 | 26 | 33 | 59 | 36 | -8 | - | - | - | - | - |
| | SAN JOSE | NHL | 12 | 7 | 6 | 13 | 0 | +1 | 6 | 0 | 2 | 2 | 2 |
| 2001-02 | SAN JOSE | NHL | 82 | 29 | 25 | 54 | 40 | -11 | 12 | 5 | 3 | 8 | 2 |
| | Finland | Olympics | 4 | 3 | 0 | 3 | 2 | - | - | - | - | - | - |
| 2002-03 | SAN JOSE | NHL | 82 | 28 | 36 | 64 | 30 | -6 | - | - | - | - | - |
| 2003-04 | COLORADO | NHL | 78 | 16 | 16 | 32 | 32 | +2 | 10 | 0 | 3 | 3 | 2 |
| 2004-05 | | | —DID NOT PLAY— | | | | | | | | | | |
| 2005-06 | ANAHEIM | NHL | 80 | 40 | 50 | 90 | 44 | +28 | 16 | 6 | 8 | 14 | 6 |
| | Finland | Olympics | 8 | 6 | 5 | 11 | 4 | - | - | - | - | - | - |
| 2006-07 | ANAHEIM | NHL | 82 | 48 | 46 | 94 | 82 | +26 | 21 | 5 | 10 | 15 | 10 |
| 2007-08 | ANAHEIM | NHL | 26 | 12 | 11 | 23 | 8 | +5 | 6 | 2 | 2 | 4 | 6 |
| 2008-09 | ANAHEIM | NHL | 65 | 27 | 27 | 54 | 36 | -3 | 13 | 4 | 2 | 6 | 4 |
| 2009-10 | ANAHEIM | NHL | 54 | 27 | 21 | 48 | 16 | +3 | - | - | - | - | - |
| | Finland | Olympics | 6 | 0 | 2 | 2 | 0 | - | - | - | - | - | - |
| 2010-11 | ANAHEIM | NHL | 73 | 31 | 49 | 80 | 49 | +6 | 6 | 6 | 1 | 7 | 12 |
| 2011-12 | ANAHEIM | NHL | 82 | 26 | 40 | 66 | 50 | -1 | - | - | - | - | - |
| 2012-13 | ANAHEIM | NHL | 46 | 12 | 12 | 24 | 28 | -10 | - | - | - | - | - |
| NHL Totals | | | 1387 | 675 | 755 | 1430 | 648 | +87 | 111 | 41 | 38 | 79 | 52 |
| Anaheim Totals | | | 902 | 448 | 513 | 961 | 459 | +112 | 77 | 32 | 28 | 60 | 34 |

Playoff Single Game Career Highs
Goals: 3, Apr. 23, 1993 w/WPG vs. VAN, DSF* Game 3
Assists: 2, three times (last: May 17, 2007 w/ANA vs. DET, WCF Game 4)
Points: 3, five times (last: May 17, 2007 w/ANA vs. DET, WCF Game 4; 1-2=3)
SOG: 8, two times (last: Apr. 18, 2008 w/ANA vs. DAL, CQF Game 5)
PIM: 10, Apr. 24, 2011 w/ANA @ NSH, CQF Game 6
Plus/Minus: +2, six times (last: Apr. 25, 2007 w/ANA vs. VAN, CSF Game 1)
 *Division Semifinal

2012-13 Single Game Highs
Goals: 2, Jan. 19 @ VAN
Assists: 3, two times (last: Feb. 9 @ STL)
Points: 4, two times (last: Feb. 9 @ STL; 1-3=4)
PIM: 20, Mar. 24 vs. DET
TOI: 19:08, Mar. 14 @ DAL
Shots: 6, Mar. 4 @ PHX
Plus/Minus: +3, Feb. 9 @ STL
Goal Streak: Two games, Apr. 1-3 (2-0=2)
Assist Streak: None
Point Streak: Two games, two times (Apr. 1-3; 2-0=2)
Penalty Shots: None
 *career high; #ties career high

| Game | GP | Goals | Assists | Points | PIM | PP | SH | GWG | Shots | +/- | TOI |
|-----------------|----------------------|-----------|-----------|-----------|-----------|----------|----------|----------|-----------|------------|---------------|
| Jan. 19 @ VAN | 1 | 2 | 2 | 4 | 4 | 1 | 0 | 0 | 5 | 1 | 15:08 |
| Jan. 21 @ CGY | 1 | 0 | 0 | 0 | 0 | 0 | 0 | 0 | 2 | 0 | 15:04 |
| Jan. 25 vs. VAN | 1 | 0 | 0 | 0 | 0 | 0 | 0 | 0 | 1 | -1 | 13:35 |
| Jan. 26 vs. NSH | 1 | 0 | 1 | 1 | 0 | 0 | 0 | 0 | 2 | 1 | 19:07 |
| Jan. 29 @ SJ | 1 | 0 | 0 | 0 | 0 | 0 | 0 | 0 | 1 | 0 | 18:21 |
| Feb. 1 vs. MIN | 1 | 0 | 3 | 3 | 0 | 0 | 0 | 0 | 3 | 1 | 14:26 |
| Feb. 2 vs. LA | 1 | 1 | 0 | 1 | 0 | 0 | 0 | 0 | 1 | 1 | 13:56 |
| Feb. 4 vs. SJ | 1 | 0 | 0 | 0 | 0 | 0 | 0 | 0 | 2 | 0 | 16:15 |
| Feb. 6 @ COL | 1 | 0 | 1 | 1 | 0 | 0 | 0 | 0 | 2 | 0 | 15:16 |
| Feb. 8 @ DAL | 1 | 0 | 0 | 0 | 0 | 0 | 0 | 0 | 3 | 0 | 16:56 |
| Feb. 9 @ STL | 1 | 1 | 3 | 4 | 0 | 0 | 0 | 0 | 3 | 3 | 17:14 |
| Feb. 12 @ CHI | 1 | 0 | 0 | 0 | 0 | 0 | 0 | 0 | 2 | -1 | 18:05 |
| Feb. 15 @ DET | 1 | 0 | 1 | 1 | 0 | 0 | 0 | 0 | 2 | 1 | 15:09 |
| Feb. 16 @ NSH | 1 | 0 | 0 | 0 | 0 | 0 | 0 | 0 | 4 | 0 | 15:13 |
| Feb. 18 vs. CBJ | 1 | 0 | 0 | 0 | 0 | 0 | 0 | 0 | 1 | -1 | 15:57 |
| Feb. 24 vs. COL | 1 | 1 | 0 | 1 | 0 | 1 | 0 | 0 | 1 | -1 | 16:14 |
| Feb. 25 @ LA | 1 | 0 | 0 | 0 | 0 | 0 | 0 | 0 | 2 | -1 | 15:41 |
| Feb. 27 vs. NSH | 1 | 0 | 0 | 0 | 0 | 0 | 0 | 0 | 1 | -1 | 15:42 |
| Mar. 1 vs. MIN | 1 | 1 | 0 | 1 | 0 | 0 | 0 | 0 | 1 | 1 | 14:12 |
| Mar. 2 @ PHX | 1 | 0 | 0 | 0 | 0 | 0 | 0 | 0 | 2 | -2 | 17:15 |
| Mar. 4 @ PHX | 1 | 0 | 0 | 0 | 0 | 0 | 0 | 0 | 6 | -1 | 16:46 |
| Mar. 6 vs. PHX | 1 | 0 | 0 | 0 | 0 | 0 | 0 | 0 | 2 | 0 | 15:32 |
| Mar. 8 vs. CGY | 1 | 0 | 0 | 0 | 0 | 0 | 0 | 0 | 0 | 0 | 17:35 |
| Mar. 10 vs. STL | 1 | 0 | 0 | 0 | 0 | 0 | 0 | 0 | 4 | 0 | 19:06 |
| Mar. 12 @ MIN | 1 | 0 | 1 | 1 | 0 | 0 | 0 | 0 | 2 | 1 | 15:58 |
| Mar. 14 @ DAL | 1 | 0 | 0 | 0 | 0 | 0 | 0 | 0 | 2 | -1 | 19:08 |
| Mar. 16 @ STL | 1 | 0 | 0 | 0 | 0 | 0 | 0 | 0 | 5 | -1 | 18:09 |
| Mar. 18 vs. SJ | 1 | 0 | 0 | 0 | 0 | 0 | 0 | 0 | 2 | -1 | 15:50 |
| Mar. 20 vs. CHI | 1 | 1 | 0 | 1 | 0 | 0 | 0 | 1 | 1 | 0 | 15:58 |
| Mar. 22 vs. DET | 1 | 1 | 0 | 1 | 0 | 0 | 0 | 0 | 4 | 0 | 16:59 |
| Mar. 24 vs. DET | 1 | 0 | 0 | 0 | 20 | 0 | 0 | 0 | 1 | -1 | 12:08 |
| Mar. 25 vs. SJ | 1 | 0 | 0 | 0 | 0 | 0 | 0 | 0 | 1 | 0 | 15:54 |
| Mar. 27 @ SJ | 1 | 0 | 0 | 0 | 0 | 0 | 0 | 0 | 2 | -1 | 16:11 |
| Mar. 29 @ CHI | 1 | 0 | 0 | 0 | 0 | 0 | 0 | 0 | 1 | 0 | 13:15 |
| Mar. 31 @ CBJ | 1 | 0 | 0 | 0 | 0 | 0 | 0 | 0 | 2 | -2 | 15:32 |
| Apr. 1 @ DAL | 1 | 1 | 0 | 1 | 2 | 0 | 0 | 0 | 3 | 1 | 12:58 |
| Apr. 3 vs. DAL | 1 | 1 | 0 | 1 | 0 | 1 | 0 | 0 | 4 | 0 | 17:55 |
| Apr. 5 vs. DAL | 1 | 0 | 0 | 0 | 2 | 0 | 0 | 0 | 1 | -2 | 15:58 |
| Apr. 7 vs. LA | 1 | 0 | 0 | 0 | 0 | 0 | 0 | 0 | 0 | 0 | 14:07 |
| Apr. 8 vs. EDM | 1 | 0 | 0 | 0 | 0 | 0 | 0 | 0 | 3 | 0 | 13:11 |
| Apr. 10 vs. COL | 1 | 1 | 0 | 1 | 0 | 0 | 0 | 0 | 2 | -1 | 13:08 |
| Apr. 13 @ LA | 1 | 0 | 0 | 0 | 0 | 0 | 0 | 0 | 0 | 0 | 12:58 |
| Apr. 17 vs. CBJ | 1 | 0 | 0 | 0 | 0 | 0 | 0 | 0 | 1 | -2 | 13:04 |
| Apr. 19 @ CGY | Injured - Lower Body | | | | | | | | | | |
| Apr. 21 @ EDM | 1 | 0 | 0 | 0 | 0 | 0 | 0 | 0 | 0 | 1 | 12:18 |
| Apr. 22 @ EDM | 1 | 0 | 0 | 0 | 0 | 0 | 0 | 0 | 2 | 0 | 15:41 |
| Apr. 25 @ VAN | Healthy Scratch | | | | | | | | | | |
| Apr. 27 vs. PHX | 1 | 1 | 0 | 1 | 0 | 0 | 0 | 0 | 4 | -1 | 17:46 |
| Totals | 46 | 12 | 12 | 24 | 28 | 3 | 0 | 1 | 96 | -10 | 721:51 |



77 DEVANTE SMITH-PELLY

Right Wing



Shoots: Right **Height:** 6-0 **Weight:** 225 **Age:** 20; turns 21 on June 14, 2012
Born: June 14, 1992; Scarborough, Ontario **Hometown:** Toronto, Ontario
Drafted: By Anaheim in the second round (42nd overall) of the 2010 NHL Entry Draft

2012-13 Statistics

Home: 4, 0-0=0, -3
 Road: 3, 0-0=0, -1
Total: 7, 0-0=0, -4

| STATS | GP | G | A | Pts | PIM | PPG | SHG | GWG | Shots | Shot% |
|-----------|----------|-------------|----------|------|-----------|-----------|---------|-------|-------|-------|
| Season | 7 | 0 | 0 | 0 | 0 | 0 | 0 | 0 | 5 | 0.0 |
| Career | 56 | 7 | 6 | 13 | 16 | 1 | 1 | 1 | 71 | 9.9 |
| REAL TIME | | | | | | | | | | |
| TOI | TOI/Game | Faceoff W-L | FO Win % | Hits | Takeaways | Giveaways | Blocked | Shots | +/- | |
| 62:58 | 8:59 | 0-0 | 00.0 | 14 | 2 | 1 | 4 | | | -4 |

Playoff Experience: Has yet to appear in the Stanley Cup Playoffs.

2012-13 Regular Season: Appeared in seven contests with Anaheim in his second NHL season, going scoreless while averaging 8:59 TOI...appeared in five of Anaheim's first seven 2012-13 regular season contests before being assigned to Norfolk (AHL)...was recalled on Apr. 24 and played in the final two games of the regular season on Apr. 25 @ VAN and Apr. 27 vs. PHX...in 65 contests with Norfolk, scored 14-18=32 points with 65 PIM...ranked third on the club in goals, fifth in assists and fourth in scoring...also tied for fourth with five PPG...registered seven multiple-point games (three multi-assist)...recorded a career-high three-game point streak from Mar. 19-23 (3-2=5, goals in all three games)...scored his first goal of the season as part of a two-point night (1-1=2), Oct. 27 at St. John's.


CAREER STATISTICS

| Season | Team | League | REGULAR SEASON | | | | | PLAYOFFS | | | | | |
|-------------------|----------------|------------|----------------|-----------|-----------|-----------|-----------|------------|----|----|---|----|-----|
| | | | GP | G | A | P | PIM | +/- | GP | G | A | P | PIM |
| 2008-09 | Mississauga | OHL | 57 | 13 | 12 | 25 | 24 | -4 | 11 | 2 | 3 | 5 | 4 |
| 2009-10 | Mississauga | OHL | 60 | 29 | 33 | 62 | 35 | +27 | 16 | 8 | 6 | 14 | 20 |
| 2010-11 | Mississauga | OHL | 67 | 36 | 30 | 66 | 50 | +49 | 20 | 15 | 6 | 21 | 16 |
| 2011-12 | ANAHEIM | NHL | 49 | 7 | 6 | 13 | 16 | -7 | - | - | - | - | - |
| | Syracuse | AHL | 4 | 0 | 1 | 1 | 2 | +1 | - | - | - | - | - |
| 2012-13 | Norfolk | AHL | 65 | 14 | 18 | 32 | 65 | -20 | - | - | - | - | - |
| | ANAHEIM | NHL | 7 | 0 | 0 | 0 | 0 | -4 | - | - | - | - | - |
| NHL Totals | | | 56 | 7 | 6 | 13 | 16 | -11 | - | - | - | - | - |
| AHL Totals | | | 69 | 14 | 19 | 33 | 67 | -19 | - | - | - | - | - |

2012-13 Single Game Highs

Goals: None
Assists: None
Points: None
PIM: None
TOI: 13:28, Apr. 25 vs. VAN
Shots: 2, Jan. 21 @ CGY
Plus/Minus: 0, four times (last: Apr. 25 @ VAN)
Goal Streak: None
Assist Streak: None
Point Streak: None
Penalty Shots: None
 *career high; #ties career high

| Game | GP | Goals | Assists | Points | PIM | PP | SH | GWG | Shots | +/- | TOI |
|-----------------|-----------------|-------|---------|--------|-----|----|----|-----|-------|-----|-------|
| Jan. 19 @ VAN | 1 | 0 | 0 | 0 | 0 | 0 | 0 | 0 | 1 | 0 | 10:22 |
| Jan. 21 @ CGY | 1 | 0 | 0 | 0 | 0 | 0 | 0 | 0 | 2 | -1 | 8:23 |
| Jan. 25 vs. VAN | 1 | 0 | 0 | 0 | 0 | 0 | 0 | 0 | 0 | -1 | 7:03 |
| Jan. 26 vs. NSH | Healthy Scratch | | | | | | | | | | |
| Jan. 29 @ SJ | Healthy Scratch | | | | | | | | | | |
| Feb. 1 vs. MIN | 1 | 0 | 0 | 0 | 0 | 0 | 0 | 0 | 1 | 0 | 7:25 |
| Feb. 2 vs. LA | 1 | 0 | 0 | 0 | 0 | 0 | 0 | 0 | 0 | 0 | 6:46 |
| Feb. 4 vs. SJ | Healthy Scratch | | | | | | | | | | |
| Feb. 6 @ COL | Minors | | | | | | | | | | |
| Feb. 8 @ DAL | Minors | | | | | | | | | | |
| Feb. 9 @ STL | Minors | | | | | | | | | | |
| Feb. 12 @ CHI | Minors | | | | | | | | | | |
| Feb. 15 @ DET | Minors | | | | | | | | | | |
| Feb. 16 @ NSH | Minors | | | | | | | | | | |
| Feb. 18 vs. CBJ | Minors | | | | | | | | | | |
| Feb. 24 vs. COL | Minors | | | | | | | | | | |
| Feb. 25 @ LA | Minors | | | | | | | | | | |
| Feb. 27 vs. NSH | Minors | | | | | | | | | | |
| Mar. 1 vs. MIN | Minors | | | | | | | | | | |
| Mar. 2 @ PHX | Minors | | | | | | | | | | |
| Mar. 4 @ PHX | Minors | | | | | | | | | | |
| Mar. 6 vs. PHX | Minors | | | | | | | | | | |
| Mar. 8 vs. CGY | Minors | | | | | | | | | | |
| Mar. 10 vs. STL | Minors | | | | | | | | | | |
| Mar. 12 @ MIN | Minors | | | | | | | | | | |
| Mar. 14 @ DAL | Minors | | | | | | | | | | |
| Mar. 16 @ STL | Minors | | | | | | | | | | |
| Mar. 18 vs. SJ | Minors | | | | | | | | | | |
| Mar. 20 vs. CHI | Minors | | | | | | | | | | |
| Mar. 22 vs. DET | Minors | | | | | | | | | | |
| Mar. 24 vs. DET | Minors | | | | | | | | | | |
| Mar. 25 vs. SJ | Minors | | | | | | | | | | |
| Mar. 27 @ SJ | Minors | | | | | | | | | | |
| Mar. 29 @ CHI | Minors | | | | | | | | | | |
| Mar. 31 @ CBJ | Minors | | | | | | | | | | |
| Apr. 1 @ DAL | Minors | | | | | | | | | | |
| Apr. 3 vs. DAL | Minors | | | | | | | | | | |
| Apr. 5 vs. DAL | Minors | | | | | | | | | | |
| Apr. 7 vs. LA | Minors | | | | | | | | | | |
| Apr. 8 vs. EDM | Minors | | | | | | | | | | |
| Apr. 10 vs. COL | Minors | | | | | | | | | | |
| Apr. 13 @ LA | Minors | | | | | | | | | | |
| Apr. 17 vs. CBJ | Minors | | | | | | | | | | |
| Apr. 19 @ CGY | Minors | | | | | | | | | | |
| Apr. 21 @ EDM | Minors | | | | | | | | | | |
| Apr. 22 @ EDM | Minors | | | | | | | | | | |
| Apr. 25 @ VAN | 1 | 0 | 0 | 0 | 0 | 0 | 0 | 0 | 0 | 0 | 13:28 |
| Apr. 27 vs. PHX | 1 | 0 | 0 | 0 | 0 | 0 | 0 | 0 | 1 | -2 | 9:31 |
| Totals | 7 | 0 | 0 | 0 | 0 | 0 | 0 | 0 | 5 | -4 | 62:58 |



44 SHELDON SOURAY



Defenseman

Shoots: Left **Height:** 6-4 **Weight:** 237 **Age:** 36; turns 37 on July 13, 2013
Born: July 13, 1976; Fishing Lake, Alberta **Hometown:** Malibu, California
Acquired: Signed as a free agent, July 1, 2012
Drafted: By New Jersey in the third round (71st overall) of the 1994 NHL Entry Draft

2012-13 Statistics

Home: 22, 4-6=10, +6
 Road: 22, 3-4=7, +13
Total: 44, 7-10=17, +19

| STATS | GP | G | A | Pts | PIM | PPG | SHG | GWG | Shots | Shot% |
|--------|-----|-----|-----|-----|------|-----|-----|-----|-------|-------|
| Season | 44 | 7 | 10 | 17 | 52 | 2 | 0 | 3 | 80 | 8.8 |
| Career | 758 | 109 | 191 | 300 | 1145 | 51 | 5 | 22 | 1770 | 6.2 |

| REAL TIME | | | | | | | | | | |
|-----------|----------|-------------|----------|------|-----------|-----------|---------------|-----|--|--|
| TOI | TOI/Game | Faceoff W-L | FO Win % | Hits | Takeaways | Giveaways | Blocked Shots | +/- | | |
| 920:53 | 20:55 | 1-0 | 100.0 | 34 | 9 | 32 | 58 | +19 | | |

Playoff Experience: Has made five previous trips to the Stanley Cup Playoffs, most recently in 2006 with Montreal...has earned 3-7=10 points with 65 PIM in 34 career postseason contests...advanced to the CSF with Montreal on two occasions (2002 & 2004)...made his postseason debut in his rookie season with New Jersey, scoring 0-1=1 point with two PIM in three contests...earned his first career playoff point (assist) in Game 6 of the CQF, Apr. 30 vs. OTT...in New Jersey's 1999 CQF series, notched an assist in Game 1, Apr. 22 vs. PIT...picked up one point in the 2002 postseason with Montreal, an assist on Apr. 23 in Game 3 of the CQF vs. BOS...in the 2004 postseason, had assists in consecutive games (0-2=2), Apr. 15-17 in Games 5 & 6 of the CQF vs. BOS...logged a playoff career-high 32:16 in Game 4 of the CQF, a 4-3 double OT Montreal loss, Apr. 13 vs. BOS...in his most recent postseason appearance in 2006, scored his first career playoff goal in Game 1 of the CQF, Apr. 22 @ CAR...had a playoff-best four-game point streak (2-2=4) from Apr. 26-May 2, which included two PPG on Apr. 28 vs. CAR (CQF Game 4) and May 2 vs. CAR (CQF Game 6)...led Montreal defensemen in postseason goals and points, and ranked second overall in goals, and tied for second in points.

2012-13 Regular Season: Appeared in his 14th NHL season, his first with Anaheim...scored 7-10=17 points with 52 PIM and a +19 rating in 44 contests...led Anaheim defensemen in goals, PPG (2) and GWG (3) while ranking second in points and tied for second in assists among Ducks blueliners...his +19 rating on the season co-led the club (with Beauchemin) and ranked tied for 11th overall in the NHL...among league defensemen, his +19 rating ranked tied for first, while his three GWG was tied for second...in addition, his +13 rating on the road in 2012-13 ranked tied for seventh overall in the NHL...completed the season with 1-5=6 points in his last 11 contests...had three multiple-point games this season (one multi-assist)...recorded a plus-or-even rating in 40 of 44 contests...his .39 points-per-game average was highest mark since the 2008-09 season with Edmonton...collected his 300th career point with an assist on David Steckel's goal, Apr. 17 vs. CBJ...earned First Star honors, scoring the GWG in a 2-1 win, Mar. 29 @ CHI...was the game's Second Star, scoring a goal at 15:52 of the second period in a 4-0 shutout, Apr. 8 vs. CGY...had a three-game goal streak from Feb. 2-6 (3-1=4), matching his career high (third time)...had back-to-back GWG Feb. 4 vs. SJ (First Star) & Feb. 6 @ COL, the first time the feat was accomplished by a Ducks defenseman (his first back-to-back game winners since Dec. 22-26, 2008 w/EDM, two games)...scored his second PPG of the season in Anaheim's 7-4 win, Feb. 2 vs. LA...in his Ducks debut, scored his 50th career PPG and notched an assist on Teemu Selanne's second goal, Jan. 19 @ VAN.

| CAREER STATISTICS | | | | | | | | | | | | | |
|-------------------|------------|--------|--------------------|------------|------------|------------|-------------|------------|-----------|----------|----------|-----------|-----------|
| Season | Team | League | REGULAR SEASON | | | | | | PLAYOFFS | | | | |
| | | | GP | G | A | P | PIM | +/- | GP | G | A | P | PIM |
| 1997-98 | NEW JERSEY | NHL | 60 | 3 | 7 | 10 | 85 | +18 | 3 | 0 | 1 | 1 | 2 |
| | Albany | AHL | 6 | 0 | 0 | 0 | 8 | -2 | - | - | - | - | - |
| 1998-99 | NEW JERSEY | NHL | 70 | 1 | 7 | 8 | 110 | +5 | 2 | 0 | 1 | 1 | 0 |
| 1999-00 | NEW JERSEY | NHL | 52 | 0 | 8 | 8 | 70 | -6 | - | - | - | - | - |
| | MONTREAL | NHL | 19 | 3 | 0 | 3 | 44 | +7 | - | - | - | - | - |
| 2000-01 | MONTREAL | NHL | 52 | 3 | 8 | 11 | 95 | -11 | - | - | - | - | - |
| 2001-02 | MONTREAL | NHL | 34 | 3 | 5 | 8 | 62 | -5 | 12 | 0 | 1 | 1 | 16 |
| 2002-03 | | | ---DID NOT PLAY--- | | | | | | | | | | |
| 2003-04 | MONTREAL | NHL | 63 | 15 | 20 | 35 | 104 | +4 | 11 | 0 | 2 | 2 | 39 |
| 2004-05 | Farjestad | Sweden | 39 | 9 | 8 | 17 | 117 | +9 | 15 | 1 | 6 | 7 | 77 |
| 2005-06 | MONTREAL | NHL | 75 | 12 | 27 | 39 | 116 | -11 | 6 | 3 | 2 | 5 | 8 |
| 2006-07 | MONTREAL | NHL | 81 | 26 | 38 | 64 | 135 | -28 | - | - | - | - | - |
| 2007-08 | EDMONTON | NHL | 26 | 3 | 7 | 10 | 36 | -7 | - | - | - | - | - |
| 2008-09 | EDMONTON | NHL | 81 | 23 | 30 | 53 | 98 | +1 | - | - | - | - | - |
| 2009-10 | EDMONTON | NHL | 37 | 4 | 9 | 13 | 65 | -19 | - | - | - | - | - |
| 2010-11 | Hershey | AHL | 40 | 4 | 15 | 19 | 85 | +10 | 6 | 1 | 1 | 2 | 16 |
| 2011-12 | DALLAS | NHL | 64 | 6 | 15 | 21 | 73 | +11 | - | - | - | - | - |
| 2012-13 | ANAHEIM | NHL | 44 | 7 | 10 | 17 | 52 | +19 | - | - | - | - | - |
| NHL Totals | | | 758 | 109 | 191 | 300 | 1145 | -22 | 34 | 3 | 7 | 10 | 65 |


Playoff Single Game Career Highs

Goals: 1, three times (last: May 2, 2006 w/MTL @ CAR, CQF Game 6)
Assists: 1, seven times (last: Apr. 30, 2006 w/MTL vs. CAR, CQF Game 5)
Points: 1, 10 times (last: May 2, 2006 w/MTL @ CAR, CQF Game 6; 1-0=1)
SOG: 8, Apr. 7, 2004 w/MTL @ BOS, CQF Game 1
PIM: 19, Apr. 23, 2004 w/MTL @ TB, CSF Game 1
Plus/Minus: +2, two times (last: Apr 19, 2004 w/MTL @ BOS, CQF Game 7)
TOI: 32:16, Apr. 13, 2004 w/MTL vs. BOS, CQF Game 4

2012-13 Single Game Highs

Goals: 1, seven times (last: Mar. 29 @ CHI)
Assists: 2, Apr. 7 vs. LA)
Points: 2, three times (last: Apr. 7 vs. LA; 0-2=2)
PIM: 7, Feb. 25 @ LA
TOI: 26:03, Feb. 2 vs. LA
Shots: 6, Jan. 29 @ SJ
Plus/Minus: +3, two times (last: Feb. 15 @ DET)
#Goal Streak: Three games, Feb. 2-6 (3-1=4)
Assist Streak: Two games, two times (last: Apr. 1-3; 0-2=2)
Point Streak: Three games, Feb. 2-6 (3-1=4)
Penalty Shots: None
 *career high; #ties career high

| Game | GP | Goals | Assists | Points | PIM | PP | SH | GWG | Shots | +/- | TOI |
|-----------------|-----------------|----------|-----------|-----------|-----------|----------|----------|----------|-----------|-----------|---------------|
| Jan. 19 @ VAN | 1 | 1 | 1 | 2 | 0 | 1 | 0 | 0 | 1 | 1 | 19:00 |
| Jan. 21 @ CGY | 1 | 0 | 1 | 1 | 0 | 0 | 0 | 0 | 0 | 2 | 17:50 |
| Jan. 25 vs. VAN | 1 | 0 | 0 | 0 | 0 | 0 | 0 | 0 | 2 | 0 | 17:30 |
| Jan. 26 vs. NSH | 1 | 0 | 0 | 0 | 0 | 0 | 0 | 0 | 0 | -1 | 22:59 |
| Jan. 29 @ SJ | 1 | 0 | 0 | 0 | 0 | 0 | 0 | 0 | 6 | 1 | 20:05 |
| Feb. 1 vs. MIN | 1 | 0 | 0 | 0 | 0 | 0 | 0 | 0 | 1 | 0 | 22:58 |
| Feb. 2 vs. LA | 1 | 1 | 0 | 1 | 2 | 1 | 0 | 0 | 2 | 1 | 26:03 |
| Feb. 4 vs. SJ | 1 | 1 | 0 | 1 | 2 | 0 | 0 | 1 | 4 | 1 | 22:07 |
| Feb. 6 @ COL | 1 | 1 | 1 | 2 | 2 | 0 | 0 | 1 | 3 | 2 | 20:12 |
| Feb. 8 @ DAL | 1 | 0 | 0 | 0 | 2 | 0 | 0 | 0 | 1 | 0 | 20:56 |
| Feb. 9 @ STL | 1 | 0 | 0 | 0 | 0 | 0 | 0 | 0 | 0 | 3 | 24:41 |
| Feb. 12 @ CHI | 1 | 0 | 0 | 0 | 2 | 0 | 0 | 0 | 3 | 0 | 24:54 |
| Feb. 15 @ DET | 1 | 0 | 0 | 0 | 4 | 0 | 0 | 0 | 2 | 3 | 21:25 |
| Feb. 16 @ NSH | 1 | 0 | 0 | 0 | 4 | 0 | 0 | 0 | 1 | 0 | 23:04 |
| Feb. 18 vs. CBJ | 1 | 0 | 1 | 1 | 0 | 0 | 0 | 0 | 1 | 0 | 23:10 |
| Feb. 24 vs. COL | 1 | 0 | 0 | 0 | 0 | 0 | 0 | 0 | 3 | 0 | 23:36 |
| Feb. 25 @ LA | 1 | 0 | 0 | 0 | 7 | 0 | 0 | 0 | 2 | 0 | 15:40 |
| Feb. 27 vs. NSH | 1 | 0 | 0 | 0 | 0 | 0 | 0 | 0 | 1 | 0 | 17:24 |
| Mar. 1 vs. MIN | Healthy Scratch | | | | | | | | | | |
| Mar. 2 @ PHX | 1 | 0 | 0 | 0 | 0 | 0 | 0 | 0 | 4 | 0 | 22:36 |
| Mar. 4 @ PHX | 1 | 0 | 0 | 0 | 0 | 0 | 0 | 0 | 4 | 0 | 24:40 |
| Mar. 6 vs. PHX | 1 | 0 | 0 | 0 | 2 | 0 | 0 | 0 | 2 | 0 | 22:12 |
| Mar. 8 vs. CGY | 1 | 1 | 0 | 1 | 0 | 0 | 0 | 0 | 4 | 2 | 17:57 |
| Mar. 10 vs. STL | 1 | 0 | 1 | 1 | 0 | 0 | 0 | 0 | 1 | 2 | 19:17 |
| Mar. 12 @ MIN | 1 | 0 | 0 | 0 | 0 | 0 | 0 | 0 | 0 | 0 | 21:23 |
| Mar. 14 @ DAL | 1 | 0 | 0 | 0 | 2 | 0 | 0 | 0 | 1 | 0 | 20:42 |
| Mar. 16 @ STL | 1 | 0 | 0 | 0 | 0 | 0 | 0 | 0 | 1 | 0 | 21:26 |
| Mar. 18 vs. SJ | 1 | 0 | 0 | 0 | 5 | 0 | 0 | 0 | 2 | 2 | 19:20 |
| Mar. 20 vs. CHI | 1 | 1 | 0 | 1 | 2 | 0 | 0 | 0 | 3 | 2 | 18:58 |
| Mar. 22 vs. DET | 1 | 0 | 0 | 0 | 0 | 0 | 0 | 0 | 3 | -1 | 17:37 |
| Mar. 24 vs. DET | 1 | 0 | 0 | 0 | 0 | 0 | 0 | 0 | 3 | 0 | 19:30 |
| Mar. 25 vs. SJ | 1 | 0 | 0 | 0 | 0 | 0 | 0 | 0 | 1 | 2 | 20:56 |
| Mar. 27 @ SJ | 1 | 0 | 0 | 0 | 4 | 0 | 0 | 0 | 1 | 0 | 18:06 |
| Mar. 29 @ CHI | 1 | 1 | 0 | 1 | 2 | 0 | 0 | 1 | 1 | 2 | 21:55 |
| Mar. 31 @ CBJ | 1 | 0 | 0 | 0 | 0 | 0 | 0 | 0 | 1 | 0 | 21:18 |
| Apr. 1 @ DAL | 1 | 0 | 1 | 1 | 0 | 0 | 0 | 0 | 2 | 1 | 22:34 |
| Apr. 3 vs. DAL | 1 | 0 | 1 | 1 | 0 | 0 | 0 | 0 | 1 | 1 | 20:50 |
| Apr. 5 vs. DAL | 1 | 0 | 0 | 0 | 2 | 0 | 0 | 0 | 1 | 0 | 20:53 |
| Apr. 7 vs. LA | 1 | 0 | 2 | 2 | 2 | 0 | 0 | 0 | 1 | 0 | 22:51 |
| Apr. 8 vs. EDM | Injured | | | | | | | | | | |
| Apr. 10 vs. COL | 1 | 0 | 0 | 0 | 0 | 0 | 0 | 0 | 5 | 0 | 22:51 |
| Apr. 13 @ LA | 1 | 0 | 0 | 0 | 0 | 0 | 0 | 0 | 0 | 0 | 21:06 |
| Apr. 17 vs. CBJ | 1 | 0 | 1 | 1 | 2 | 0 | 0 | 0 | 0 | -1 | 20:33 |
| Apr. 19 @ CGY | 1 | 0 | 0 | 0 | 0 | 0 | 0 | 0 | 3 | -2 | 23:31 |
| Apr. 21 @ EDM | Injured | | | | | | | | | | |
| Apr. 22 @ EDM | Injured | | | | | | | | | | |
| Apr. 25 @ VAN | 1 | 0 | 0 | 0 | 4 | 0 | 0 | 0 | 0 | 0 | 17:34 |
| Apr. 27 vs. PHX | 1 | 0 | 0 | 0 | 0 | 0 | 0 | 0 | 2 | -4 | 16:43 |
| Totals | 44 | 7 | 10 | 17 | 52 | 2 | 0 | 3 | 80 | 19 | 920:53 |



25 BRAD STAUBITZ

Right Wing



Shoots: Right **Height:** 6-1 **Weight:** 203 **Age:** 28; turns 29 on July 28, 2013
Born: July 28, 1982; Edmonton, Alberta **Hometown:** Edmonton, Alberta
Acquired: Signed as a free agent, July 1, 2012
Drafted: Not drafted

2012-13 Statistics

Home: 6, 0-1=1, -1
 Road: 9, 1-0=1, +1
Total: 15, 1-1=2, 0

| STATS | GP | G | A | Pts | PIM | PPG | SHG | GWG | Shots | Shot% |
|--------|-----|----|----|-----|-----|-----|-----|-----|-------|-------|
| Season | 15 | 1 | 1 | 2 | 41 | 0 | 0 | 1 | 5 | 20.0 |
| Career | 230 | 10 | 11 | 21 | 521 | 0 | 0 | 4 | 107 | 9.3 |

REAL TIME

| TOI | TOI/Game | Faceoff W-L | FO Win % | Hits | Takeaways | Giveaways | Blocked Shots | +/- |
|-------|----------|-------------|----------|------|-----------|-----------|---------------|-----|
| 93:13 | 6:12 | 0-0 | 0.0 | 31 | 0 | 3 | 7 | 0 |

Playoff Experience: Has yet to appear in the Stanley Cup Playoffs.

2012-13 Regular Season: Appeared in his fifth NHL season, his first with Anaheim...scored 1-1=2 points with an even plus/minus rating and 41 PIM in 15 games...scored his first goal as a Duck and fourth career GWG in a 3-1 victory, Apr. 25 @ VAN...earned his first point of the season with an assist on Sheldon Souray's goal, Mar. 8 vs. CGY...ranked tied for fourth on the club with 41 PIM...was twice charged with a season-high 17 PIM, including Feb. 12 @ CHI and Feb. 8 @ DAL...was credited with a season-high five hits, Apr. 21 @ EDM...logged a season-best 9:56 TOI in a 3-0 victory, Feb. 6 @ COL...went scoreless in his Anaheim debut, Jan. 26 vs. NSH...suffered a facial laceration on Mar. 8 vs. CGY and missed four games, Mar. 10-16.

CAREER STATISTICS

| Season | Team | League | REGULAR SEASON | | | | | | | PLAYOFFS | | | | |
|------------|------------------|--------|----------------|----|----|----|-----|-----|----|----------|----|----|-----|--|
| | | | GP | G | A | P | PIM | +/- | GP | G | A | P | PIM | |
| 2001-02 | Sault Ste. Marie | OHL | 45 | 0 | 3 | 3 | 46 | -2 | 3 | 0 | 0 | 0 | 2 | |
| 2002-03 | Sault Ste. Marie | OHL | 55 | 2 | 6 | 8 | 116 | 0 | 4 | 0 | 0 | 0 | 7 | |
| 2003-04 | Sault Ste. Marie | OHL | 66 | 6 | 18 | 24 | 140 | +5 | - | - | - | - | - | |
| 2004-05 | Sault Ste. Marie | OHL | 40 | 2 | 11 | 13 | 101 | -1 | - | - | - | - | - | |
| | Ottawa | OHL | 30 | 5 | 8 | 13 | 80 | -9 | 21 | 4 | 16 | 20 | 70 | |
| 2005-06 | Cleveland | AHL | 71 | 0 | 6 | 6 | 245 | -31 | - | - | - | - | - | |
| 2006-07 | Worcester | AHL | 51 | 1 | 4 | 5 | 137 | -15 | 5 | 0 | 0 | 0 | 13 | |
| 2007-08 | Worcester | AHL | 73 | 6 | 14 | 20 | 195 | -2 | - | - | - | - | - | |
| 2008-09 | Worcester | AHL | 38 | 0 | 5 | 5 | 130 | -11 | 10 | 0 | 2 | 2 | 15 | |
| | SAN JOSE | NHL | 35 | 1 | 2 | 3 | 76 | 0 | - | - | - | - | - | |
| 2009-10 | SAN JOSE | NHL | 47 | 3 | 3 | 6 | 110 | 0 | - | - | - | - | - | |
| 2010-11 | MINNESOTA | NHL | 71 | 4 | 5 | 9 | 173 | -5 | - | - | - | - | - | |
| 2011-12 | MINNESOTA | NHL | 43 | 0 | 0 | 0 | 73 | -7 | - | - | - | - | - | |
| | Houston | AHL | 4 | 0 | 0 | 0 | 9 | -5 | - | - | - | - | - | |
| | MONTREAL | NHL | 19 | 1 | 0 | 1 | 48 | +2 | - | - | - | - | - | |
| 2012-13 | ANAHEIM | NHL | 15 | 1 | 1 | 2 | 41 | 0 | - | - | - | - | - | |
| NHL Totals | | | 230 | 10 | 11 | 21 | 521 | -10 | - | - | - | - | - | |

2012-13 Single Game Highs

#Goals: 1, Apr. 25 @ VAN
#Assists: 1, Mar. 8 vs. CGY
Points: 1, two times (last: Apr. 25 @ VAN; 0-1=1)
PIM: 17, two times (last: Feb. 12 @ CHI)
TOI: 9:56, Feb. 6 vs. COL
Shots: 2, Apr. 25 @ VAN
Plus/Minus: +1, two times (last: Apr. 25 @ VAN)
Goal Streak: None
Assist Streak: None
Point Streak: None
Penalty Shots: None
 *career high; # ties career high



25 BRAD STAUBITZ

Right Wing

| Game | GP | Goals | Assists | Points | PIM | PP | SH | GWG | Shots | +/- | TOI |
|-----------------|-----------------------------|----------|----------|----------|-----------|----------|----------|----------|----------|----------|--------------|
| Jan. 19 @ VAN | Healthy scratch | | | | | | | | | | |
| Jan. 21 @ CGY | Healthy scratch | | | | | | | | | | |
| Jan. 25 vs. VAN | Healthy scratch | | | | | | | | | | |
| Jan. 26 vs. NSH | 1 | 0 | 0 | 0 | 0 | 0 | 0 | 0 | 0 | -1 | 5:05 |
| Jan. 29 @ SJ | Healthy scratch | | | | | | | | | | |
| Feb. 1 vs. MIN | Healthy scratch | | | | | | | | | | |
| Feb. 2 vs. LA | Healthy scratch | | | | | | | | | | |
| Feb. 4 vs. SJ | 1 | 0 | 0 | 0 | 0 | 0 | 0 | 0 | 1 | 0 | 5:33 |
| Feb. 6 @ COL | 1 | 0 | 0 | 0 | 5 | 0 | 0 | 0 | 1 | 0 | 9:56 |
| Feb. 8 @ DAL | 1 | 0 | 0 | 0 | 17 | 0 | 0 | 0 | 0 | 0 | 2:04 |
| Feb. 9 @ STL | 1 | 0 | 0 | 0 | 0 | 0 | 0 | 0 | 0 | 0 | 5:50 |
| Feb. 12 @ CHI | 1 | 0 | 0 | 0 | 17 | 0 | 0 | 0 | 1 | 0 | 3:00 |
| Feb. 15 @ DET | Healthy scratch | | | | | | | | | | |
| Feb. 16 @ NSH | Healthy scratch | | | | | | | | | | |
| Feb. 18 vs. CBJ | Healthy scratch | | | | | | | | | | |
| Feb. 24 vs. COL | Healthy scratch | | | | | | | | | | |
| Feb. 25 @ LA | 1 | 0 | 0 | 0 | 0 | 0 | 0 | 0 | 0 | 0 | 7:03 |
| Feb. 27 vs. NSH | Healthy scratch | | | | | | | | | | |
| Mar. 1 vs. MIN | Healthy scratch | | | | | | | | | | |
| Mar. 2 @ PHX | Healthy scratch | | | | | | | | | | |
| Mar. 4 @ PHX | Healthy scratch | | | | | | | | | | |
| Mar. 6 vs. PHX | Healthy scratch | | | | | | | | | | |
| Mar. 8 vs. CGY | 1 | 0 | 1 | 1 | 2 | 0 | 0 | 0 | 0 | 1 | 9:32 |
| Mar. 10 vs. STL | Injured - Facial Laceration | | | | | | | | | | |
| Mar. 12 @ MIN | Injured - Facial Laceration | | | | | | | | | | |
| Mar. 14 @ DAL | Injured - Facial Laceration | | | | | | | | | | |
| Mar. 16 @ STL | Injured - Facial Laceration | | | | | | | | | | |
| Mar. 18 vs. SJ | 1 | 0 | 0 | 0 | 0 | 0 | 0 | 0 | 0 | 0 | 7:59 |
| Mar. 20 vs. CHI | 1 | 0 | 0 | 0 | 0 | 0 | 0 | 0 | 0 | 0 | 6:39 |
| Mar. 22 vs. DET | Healthy scratch | | | | | | | | | | |
| Mar. 24 vs. DET | Healthy scratch | | | | | | | | | | |
| Mar. 25 vs. SJ | 1 | 0 | 0 | 0 | 0 | 0 | 0 | 0 | 0 | -1 | 3:37 |
| Mar. 27 @ SJ | Healthy scratch | | | | | | | | | | |
| Mar. 29 @ CHI | 1 | 0 | 0 | 0 | 0 | 0 | 0 | 0 | 0 | 0 | 4:28 |
| Mar. 31 @ CBJ | 1 | 0 | 0 | 0 | 0 | 0 | 0 | 0 | 0 | 0 | 6:28 |
| Apr. 1 @ DAL | Healthy scratch | | | | | | | | | | |
| Apr. 3 vs. DAL | Healthy scratch | | | | | | | | | | |
| Apr. 5 vs. DAL | Healthy scratch | | | | | | | | | | |
| Apr. 7 vs. LA | Healthy scratch | | | | | | | | | | |
| Apr. 8 vs. EDM | Healthy scratch | | | | | | | | | | |
| Apr. 10 vs. COL | Healthy scratch | | | | | | | | | | |
| Apr. 13 @ LA | Healthy scratch | | | | | | | | | | |
| Apr. 17 vs. CBJ | Healthy scratch | | | | | | | | | | |
| Apr. 19 @ CGY | Healthy scratch | | | | | | | | | | |
| Apr. 21 @ EDM | 1 | 0 | 0 | 0 | 0 | 0 | 0 | 0 | 0 | 0 | 6:22 |
| Apr. 22 @ EDM | Healthy scratch | | | | | | | | | | |
| Apr. 25 @ VAN | 1 | 1 | 0 | 1 | 0 | 0 | 0 | 1 | 2 | 1 | 9:37 |
| Apr. 27 vs. PHX | Healthy scratch | | | | | | | | | | |
| Totals | 15 | 1 | 1 | 2 | 41 | 0 | 0 | 1 | 5 | 0 | 93:13 |



20 DAVID STECKEL

Center



Shoots: Left **Height:** 6-6 **Weight:** 215 **Age:** 31; turns 32 on Mar. 15, 2014
Born: Mar. 15, 1982; Milwaukee, Wisconsin **Hometown:** Milwaukee, Wisconsin
Acquired: From Toronto in exchange for Ryan Lasch and a seventh-round selection in the 2014 NHL Entry Draft, Mar. 15, 2013
Drafted: Selected by Los Angeles in the first round (30th overall) of the 2001 NHL Draft

2012-13 Statistics
 Home: 17, 1-3=4, -3
 Road: 17, 0-3=3, +3
Total: 34, 1-6=7, 0

| STATS | GP | G | A | Pts | PIM | PPG | SHG | GWG | Shots | Shot% |
|-----------|----------|-------------|----------|------|-----------|-----------|---------------|-----|-------|-------|
| Season | 34 | 1 | 6 | 7 | 4 | 0 | 0 | 0 | 23 | 4.3 |
| Career | 418 | 33 | 46 | 79 | 129 | 2 | 5 | 4 | 449 | 7.3 |
| REAL TIME | | | | | | | | | | |
| TOI | TOI/Game | Faceoff W-L | FO Win % | Hits | Takeaways | Giveaways | Blocked Shots | +/- | | |
| 315:01 | 9:15 | 175-146 | 0.0 | 41 | 6 | 5 | 21 | 0 | | |

Playoff Experience: Is making his fourth appearance in the Stanley Cup Playoffs...made three consecutive appearances with Washington from 2008-10...appeared in three CQF contests vs. Montreal in 2010, going scoreless...played in all 14 postseason contests with the Capitals during the club's seven game series vs. both the NY Rangers and Pittsburgh in 2009...scored the OT-winning goal (first career playoff OT goal) at 6:22 of the extra frame in Washington's 5-4 triumph in Game 6 of the CSF, May 11 @ PIT...had a playoff-best two-game goal streak, May 2-4, 2009 (2-0=2)...earned a playoff-best two assists (0-2=2) in Game 6 of the CQF, Apr. 26 @ NYR...made his postseason debut with Washington in 2008, appearing in all seven CQF contests vs. Philadelphia...scored his first career playoff goal in Game 1 of the CQF, Apr. 11 vs. PHI.

2012-13 Regular Season: Appeared in his ninth NHL season...was acquired by Anaheim from Toronto on Mar. 18 in exchange for Ryan Lasch and a seventh-round selection in the 2014 NHL Entry Draft...scored 1-6=7 points with an even plus/minus rating and four PIM in 34 contests (1-5=6, +2 and four PIM in 21 games with Anaheim)...completed the season with a career faceoff percentage of 58.3% (3031-of-5202), ranking in the top seven in five of the last six seasons...won 95-of-165 faceoffs (57.6%) in his last 14 games of the season...scored his first goal of the season, Apr. 17 vs. CBJ...had a two-game assist streak (0-2=2), Apr. 5-7...earned his first point as a Duck (assist) in his 400th NHL game while registering a season-high +2 rating, Mar. 18 vs. SJ...made his Anaheim debut going scoreless in 9:51 TOI, Mar. 16 @ STL...in 13 contests with the Maple Leafs, collected one assist.

| CAREER STATISTICS | | | | | | | | | | | | | | |
|-------------------|---------------------|--------|----------------|----|----|----|-----|-----|----------|----|---|----|-----|---|
| Season | Team | League | REGULAR SEASON | | | | | | PLAYOFFS | | | | | |
| | | | GP | G | A | P | PIM | +/- | GP | G | A | P | PIM | |
| 2000-01 | Ohio State U. | CCHA | 33 | 17 | 18 | 35 | 80 | - | - | - | - | - | - | - |
| 2000-01 | United States-WJC-A | | 7 | 0 | 1 | 1 | 6 | - | - | - | - | - | - | |
| 2001-02 | Ohio State U. | CCHA | 36 | 6 | 16 | 22 | 75 | - | - | - | - | - | - | |
| 2001-02 | United States-WJC-A | | 7 | 0 | 1 | 1 | 4 | - | - | - | - | - | - | |
| 2002-03 | Ohio State U. | CCHA | | 36 | 10 | 8 | 18 | 50 | - | - | - | - | - | |
| -2003-04 | Ohio State U. | CCHA | 41 | 17 | 13 | 30 | 44 | - | - | - | - | - | - | |
| 2004-04 | Manchester | AHL | 63 | 10 | 7 | 17 | 26 | - | 6 | 1 | 1 | 2 | 4 | |
| 2005-06 | WASHINGTON | NHL | 7 | 0 | 0 | 0 | 0 | 1 | - | - | - | - | - | |
| 2005-06 | Hershey | AHL | 74 | 14 | 20 | 34 | 58 | - | 21 | 10 | 5 | 15 | 20 | |
| 2006-07 | WASHINGTON | NHL | 5 | 0 | 0 | 0 | 2 | -2 | - | - | - | - | - | |
| 2006-07 | Hershey | AHL | 71 | 30 | 31 | 61 | 46 | +28 | 19 | 6 | 9 | 15 | 16 | |
| 2007-08 | WASHINGTON | NHL | 67 | 5 | 7 | 12 | 34 | +1 | 7 | 1 | 1 | 2 | 4 | |
| 2008-09 | WASHINGTON | NHL | 76 | 8 | 11 | 19 | 34 | +2 | 14 | 3 | 2 | 5 | 4 | |
| 2009-10 | WASHINGTON | NHL | 79 | 5 | 11 | 16 | 19 | +4 | 3 | 0 | 0 | 0 | 0 | |
| 2010-11 | WASHINGTON | NHL | 57 | 5 | 6 | 11 | 24 | -3 | - | - | - | - | - | |
| 2010-11 | NEW JERSEY | NHL | 18 | 1 | 0 | 1 | 2 | -3 | - | - | - | - | - | |
| 2011-12 | TORONTO | NHL | 76 | 8 | 5 | 13 | 10 | -14 | - | - | - | - | - | |
| 2012-13 | TORONTO | NHL | 13 | 0 | 1 | 1 | 0 | -2 | - | - | - | - | - | |
| | ANAHEIM | NHL | 21 | 1 | 5 | 6 | 4 | +2 | - | - | - | - | - | |
| NHL Totals | | | 418 | 33 | 46 | 79 | 129 | -12 | 24 | 4 | 3 | 7 | 8 | |

Playoff Single Game Career Highs
Goals: 1, four times (last: May 11, 2009 w/WSH @ PIT, CSF Game 6)
Assists: 2, Apr. 26, 2009 w/WSH @ NYR, CQF Game 6
Points: 2, Apr. 26, 2009 w/WSH @ NYR, CQF Game 6
SOG: 4, May 9, 2009 w/WSH vs. PIT, CSF Game 5
PIM: 2, four times (last: May 11, 2009 w/WSH @ PIT, CSF Game 6)
Plus/Minus: +1, six times (last: May 11, 2009 w/WSH @ PIT, CSF Game 6)
TOI: 21:11, May 11, 2009 w/WSH @ PIT, CSF Game 6

2012-13 Single Game Highs
#Goals: 1, Apr. 17 w/ANA vs. CBJ
Assists: 1, six times (last: Apr. 25 w/ANA @ VAN)
Points: 1, seven times (last: Apr. 25 w/ANA @ VAN; 0-1=1)
PIM: 2, two times (last: Apr. 17 w/ANA @ EDM)
TOI: 13:45, Apr. 13 w/ANA @ LA
Shots: 3, Apr. 17 w/ANA vs. CBJ
Plus/Minus: +2, Mar. 18 w/ANA vs. PHX
Goal Streak: None
#Assist Streak: Two games, two times (last: Apr. 22-25; 0-2=2)
Point Streak: None
Penalty Shots: None
 *career high; #ties career high



20 DAVID STECKEL Center

| Game | GP | Goals | Assists | Points | PIM | PP | SH | GWG | Shots | +/- | TOI |
|-----------------|-----------|----------|----------|----------|----------|----------|----------|----------|-----------|----------|---------------------|
| Jan. 10 @ MTL | | | | | | | | | | | |
| Jan. 21 vs. BUF | | | | | | | | | | | |
| Jan. 23 @ PIT | | | | | | | | | | | |
| Jan. 24 vs. NYI | 1 | 0 | 0 | 0 | 0 | 0 | 0 | 0 | 0 | 0 | 7:56 |
| Jan. 26 @ NYR | | | | | | | | | | | |
| Jan. 29 @ BUF | 1 | 0 | 0 | 0 | 0 | 0 | 0 | 0 | 0 | 0 | 4:15 |
| Jan. 31 vs. WSH | 1 | 0 | 0 | 0 | 0 | 0 | 0 | 0 | 0 | 0 | 6:51 |
| Feb. 2 vs. BOS | 1 | 0 | 0 | 0 | 0 | 0 | 0 | 0 | 0 | -1 | 4:37 |
| Feb. 4 vs. CAR | | | | | | | | | | | |
| Feb. 5 @ WSH | 1 | 0 | 0 | 0 | 0 | 0 | 0 | 0 | 0 | 0 | 9:34 |
| Feb. 7 @ WPG | | | | | | | | | | | |
| Feb. 9 @ MTL | | | | | | | | | | | |
| Feb. 11 vs. PHI | | | | | | | | | | | |
| Feb. 14 @ CAR | 1 | 0 | 0 | 0 | 0 | 0 | 0 | 0 | 0 | 0 | 9:03 |
| Feb. 16 vs. OTT | | | | | | | | | | | |
| Feb. 18 @ FLA | | | | | | | | | | | |
| Feb. 19 @ TB | | | | | | | | | | | |
| Feb. 21 vs. BUF | 1 | 0 | 0 | 0 | 0 | 0 | 0 | 0 | 0 | 0 | 6:39 |
| Feb. 23 @ OTT | 1 | 0 | 0 | 0 | 0 | 0 | 0 | 0 | 0 | 0 | 5:23 |
| Feb. 25 @ PHI | 1 | 0 | 0 | 0 | 0 | 0 | 0 | 0 | 0 | 0 | 7:04 |
| Feb. 27 vs. MTL | | | | | | | | | | | |
| Feb. 28 @ NYI | 1 | 0 | 1 | 1 | 0 | 0 | 0 | 0 | 0 | 1 | 7:53 |
| Mar. 4 vs. NJ | 1 | 0 | 0 | 0 | 0 | 0 | 0 | 0 | 0 | -2 | 5:44 |
| Mar. 6 vs. OTT | 1 | 0 | 0 | 0 | 0 | 0 | 0 | 0 | 2 | 0 | 8:31 |
| Mar. 7 @ BOS | 1 | 0 | 0 | 0 | 0 | 0 | 0 | 0 | 2 | 0 | 8:24 |
| Mar. 9 vs. PIT | | | | | | | | | | | |
| Mar. 12 @ WPG | | | | | | | | | | | |
| Mar. 15 | | | | | | | | | | | Acquired by Anaheim |
| Mar. 16 @ STL | 1 | 0 | 0 | 0 | 0 | 0 | 0 | 0 | 1 | 0 | 9:51 |
| Mar. 18 vs. SJ | 1 | 0 | 1 | 1 | 0 | 0 | 0 | 0 | 2 | 2 | 13:32 |
| Mar. 20 vs. CHI | 1 | 0 | 0 | 0 | 0 | 0 | 0 | 0 | 1 | 0 | 11:15 |
| Mar. 22 vs. DET | 1 | 0 | 0 | 0 | 0 | 0 | 0 | 0 | 2 | 0 | 12:40 |
| Mar. 24 vs. DET | 1 | 0 | 0 | 0 | 0 | 0 | 0 | 0 | 1 | 0 | 8:00 |
| Mar. 25 vs. SJ | 1 | 0 | 0 | 0 | 0 | 0 | 0 | 0 | 0 | -1 | 7:50 |
| Mar. 27 @ SJ | 1 | 0 | 0 | 0 | 0 | 0 | 0 | 0 | 0 | 0 | 10:27 |
| Mar. 29 @ CHI | 1 | 0 | 0 | 0 | 0 | 0 | 0 | 0 | 1 | 0 | 10:10 |
| Mar. 31 @ CBJ | 1 | 0 | 0 | 0 | 2 | 0 | 0 | 0 | 1 | 0 | 7:27 |
| Apr. 1 @ DAL | 1 | 0 | 0 | 0 | 0 | 0 | 0 | 0 | 0 | 1 | 11:01 |
| Apr. 3 vs. DAL | | | | | | | | | | | Healthy Scratch |
| Apr. 5 vs. DAL | 1 | 0 | 1 | 1 | 0 | 0 | 0 | 0 | 0 | 1 | 9:25 |
| Apr. 7 vs. LA | 1 | 0 | 1 | 1 | 0 | 0 | 0 | 0 | 0 | 0 | 13:45 |
| Apr. 8 vs. EDM | 1 | 0 | 0 | 0 | 0 | 0 | 0 | 0 | 0 | 0 | 10:40 |
| Apr. 10 vs. COL | 1 | 0 | 0 | 0 | 0 | 0 | 0 | 0 | 0 | 0 | 12:33 |
| Apr. 13 @ LA | 1 | 0 | 0 | 0 | 0 | 0 | 0 | 0 | 1 | 0 | 11:08 |
| Apr. 17 vs. CBJ | 1 | 1 | 0 | 1 | 2 | 0 | 0 | 0 | 3 | 0 | 12:07 |
| Apr. 19 @ CGY | 1 | 0 | 0 | 0 | 0 | 0 | 0 | 0 | 1 | -1 | 5:44 |
| Apr. 21 @ EDM | 1 | 0 | 0 | 0 | 0 | 0 | 0 | 0 | 1 | 0 | 9:27 |
| Apr. 22 @ EDM | 1 | 0 | 1 | 1 | 0 | 0 | 0 | 0 | 1 | 1 | 13:33 |
| Apr. 25 @ VAN | 1 | 0 | 1 | 1 | 0 | 0 | 0 | 0 | 2 | 1 | 12:05 |
| Apr. 27 vs. PHX | 1 | 0 | 0 | 0 | 0 | 0 | 0 | 0 | 1 | -2 | 10:27 |
| Totals | 34 | 1 | 6 | 7 | 4 | 0 | 0 | 0 | 23 | 0 | 315:01 |



45 SAMI VATANEN

Defenseman



Shoots: Right **Height:** 5-10 **Weight:** 180 **Age:** 21; turns 22 on June 3, 2013
Born: June 3, 1991; Jyvaskyla, Finland **Hometown:** Jyvaskyla, Finland
Drafted: By Anaheim in the fourth round (106th overall) of the 2009 NHL Entry Draft

2012-13 Statistics

Home: 3, 1-0=1, +1
Road: 5, 1-0=1, +2
Total: 8, 2-0=2, +3

| STATS | GP | G | A | Pts | PIM | PPG | SHG | GWG | Shots | Shot% |
|--------|----|---|---|-----|-----|-----|-----|-----|-------|-------|
| Season | 8 | 2 | 0 | 2 | 0 | 1 | 0 | 0 | 6 | 33.3 |
| Career | 8 | 2 | 0 | 2 | 0 | 1 | 0 | 0 | 6 | 33.3 |

| REAL TIME | | Faceoff W-L | FO Win % | Hits | Takeaways | Giveaways | Blocked Shots | +/- |
|-----------|----------|-------------|----------|------|-----------|-----------|---------------|-----|
| TOI | TOI/Game | 0-0 | 0.0 | 2 | 2 | 1 | 13 | +3 |
| 126:33 | 15:49 | | | | | | | |

Playoff Experience: Has yet to make his Stanley Cup Playoffs debut.

2012-13 Regular Season: Made his NHL debut with Anaheim, appearing in eight contests, scoring two goals (2-0=2) with a +3 rating...re-called from Norfolk (AHL) on Apr. 16 and appearance in Anaheim's final five contests...scored his first NHL goal (Bobrovsky) on the power play in a 3-2 OT loss, Apr. 17 vs. CBJ...scored his second goal in Anaheim's 3-0 shutout, Apr. 22 @ EDM...made his NHL debut on Feb. 1 vs. MIN (21 years, 7 months, 29 days), going scoreless on one shot with 13:52 TOI and a +1 rating...appeared in two more contests (Feb. 4 vs. SJ & Feb. 6 @ COL) before being reassigned to Norfolk...in 62 contests with the Admirals in his North American debut, scored 9-36=45 points with five PPG and 44 PIM...was selected to the 2012-13 AHL All-Rookie Team on Apr. 10...led the Admirals in assists and ranked second overall in scoring...among AHL leaders, ranked tied for fourth among all defensemen in scoring...also ranked tied for 10th in rookie scoring...had nine multiple point games (eight multi-assist)...netted his second game-winner of the season in overtime to give the Admirals a 4-3 victory, Apr. 13 at Worcester...scored the GWG, Mar. 30 vs. Syracuse...had a career-best seven-game point streak (1-9=10, +6), Feb. 23-Mar. 9...notched his third 3-point game of the season, including the GWG (1-2=3), Mar. 8 vs. Hershey...had two three-assist games (0-3=3) on the season: Jan. 5 vs. Syracuse and Oct. 19 vs. Connecticut.

CAREER STATISTICS

| Season | Team | League | REGULAR SEASON | | | | | PLAYOFFS | | | | | | |
|-------------------|----------------|-------------|----------------|----------|-----------|-----------|-----------|-----------|----|---|---|---|-----|---|
| | | | GP | G | A | P | PIM | +/- | GP | G | A | P | PIM | |
| 2007-08 | JYP Jyvaskyla | Finland Jr. | 35 | 9 | 29 | 38 | 30 | - | - | - | - | - | - | - |
| 2008-09 | JYP Jyvaskyla | Finland Jr. | 20 | 3 | 7 | 10 | 22 | - | - | - | - | - | - | - |
| 2009-10 | JYP Jyvaskyla | Finland | 55 | 7 | 23 | 30 | 44 | -1 | 14 | 3 | 4 | 7 | 6 | |
| 2010-11 | JYP Jyvaskyla | Finland | 52 | 11 | 20 | 31 | 30 | +30 | 3 | 1 | 1 | 2 | 0 | |
| 2011-12 | JYP Jyvaskyla | Finland | 49 | 14 | 28 | 42 | 40 | +11 | 4 | 2 | 0 | 2 | 4 | |
| 2012-13 | Norfolk | AHL | 62 | 9 | 36 | 45 | 44 | 0 | - | - | - | - | - | |
| | ANAHEIM | NHL | 8 | 2 | 0 | 2 | 0 | +3 | - | - | - | - | - | |
| NHL Totals | | | 8 | 2 | 0 | 2 | 0 | +3 | - | - | - | - | - | |
| AHL Totals | | | 62 | 9 | 36 | 45 | 44 | 0 | - | - | - | - | - | |

2012-13 Single Game Highs

***Goals:** 1, two times (last: Apr. 22 @ EDM)
Assists: None
***Points:** 1, two times (last: Apr. 22 @ EDM; 1-0=1)
PIM: None
***TOI:** 18:12, Apr. 17 vs. CBJ
***Shots:** 2, two times (last: Apr. 22 @ EDM)
***Plus/Minus:** +2, Apr. 22 @ EDM
Goal Streak: None
Assist Streak: None
Point Streak: None
Penalty Shots: None
***career high; #ties career high**

| Game | GP | Goals | Assists | Points | PIM | PP | SH | GWG | Shots | +/- | TOI |
|-----------------|-----------------|----------|----------|----------|----------|----------|----------|----------|----------|----------|---------------|
| Jan. 19 @ VAN | Injured - Foot | | | | | | | | | | |
| Jan. 21 @ CGY | Injured - Foot | | | | | | | | | | |
| Jan. 25 vs. VAN | Minors | | | | | | | | | | |
| Jan. 26 vs. NSH | Minors | | | | | | | | | | |
| Jan. 29 @ SJ | Healthy Scratch | | | | | | | | | | |
| Feb. 1 vs. MIN | 1 | 0 | 0 | 0 | 0 | 0 | 0 | 0 | 1 | 1 | 13:52 |
| Feb. 2 vs. LA | Healthy Scratch | | | | | | | | | | |
| Feb. 4 vs. SJ | 1 | 0 | 0 | 0 | 0 | 0 | 0 | 0 | 0 | 0 | 14:45 |
| Feb. 6 @ COL | 1 | 0 | 0 | 0 | 0 | 0 | 0 | 0 | 0 | 0 | 17:21 |
| Feb. 8 @ DAL | Healthy Scratch | | | | | | | | | | |
| Feb. 9 @ STL | Minors | | | | | | | | | | |
| Feb. 12 @ CHI | Minors | | | | | | | | | | |
| Feb. 15 @ DET | Minors | | | | | | | | | | |
| Feb. 16 @ NSH | Minors | | | | | | | | | | |
| Feb. 18 vs. CBJ | Minors | | | | | | | | | | |
| Feb. 24 vs. COL | Minors | | | | | | | | | | |
| Feb. 25 @ LA | Minors | | | | | | | | | | |
| Feb. 27 vs. NSH | Minors | | | | | | | | | | |
| Mar. 1 vs. MIN | Minors | | | | | | | | | | |
| Mar. 2 @ PHX | Minors | | | | | | | | | | |
| Mar. 4 @ PHX | Minors | | | | | | | | | | |
| Mar. 6 vs. PHX | Minors | | | | | | | | | | |
| Mar. 8 vs. CGY | Minors | | | | | | | | | | |
| Mar. 10 vs. STL | Minors | | | | | | | | | | |
| Mar. 12 @ MIN | Minors | | | | | | | | | | |
| Mar. 14 @ DAL | Minors | | | | | | | | | | |
| Mar. 16 @ STL | Minors | | | | | | | | | | |
| Mar. 18 vs. SJ | Minors | | | | | | | | | | |
| Mar. 20 vs. CHI | Minors | | | | | | | | | | |
| Mar. 22 vs. DET | Minors | | | | | | | | | | |
| Mar. 24 vs. DET | Minors | | | | | | | | | | |
| Mar. 25 vs. SJ | Minors | | | | | | | | | | |
| Mar. 27 @ SJ | Minors | | | | | | | | | | |
| Mar. 29 @ CHI | Minors | | | | | | | | | | |
| Mar. 31 @ CBJ | Minors | | | | | | | | | | |
| Apr. 1 @ DAL | Minors | | | | | | | | | | |
| Apr. 3 vs. DAL | Minors | | | | | | | | | | |
| Apr. 5 vs. DAL | Minors | | | | | | | | | | |
| Apr. 7 vs. LA | Minors | | | | | | | | | | |
| Apr. 8 vs. EDM | Minors | | | | | | | | | | |
| Apr. 10 vs. COL | Minors | | | | | | | | | | |
| Apr. 13 @ LA | Minors | | | | | | | | | | |
| Apr. 17 vs. CBJ | 1 | 1 | 0 | 1 | 0 | 1 | 0 | 0 | 2 | 0 | 18:12 |
| Apr. 19 @ CGY | 1 | 0 | 0 | 0 | 0 | 0 | 0 | 0 | 0 | 0 | 14:35 |
| Apr. 21 @ EDM | 1 | 0 | 0 | 0 | 0 | 0 | 0 | 0 | 1 | 0 | 15:25 |
| Apr. 22 @ EDM | 1 | 1 | 0 | 1 | 0 | 0 | 0 | 0 | 2 | 2 | 15:48 |
| Apr. 25 @ VAN | 1 | 0 | 0 | 0 | 0 | 0 | 0 | 0 | 0 | 0 | 16:35 |
| Apr. 27 vs. PHX | Healthy Scratch | | | | | | | | | | |
| Totals | 8 | 2 | 0 | 2 | 0 | 1 | 0 | 0 | 6 | 3 | 126:33 |



34 DANIEL WINNIK

Center



Shoots: Right **Height:** 6-2 **Weight:** 213 **Age:** 28; turns 29 on Mar. 6, 2014
Born: Mar. 6, 1985; Toronto, Ontario **Hometown:** Toronto, Ontario
Acquired: Signed as a free agent, July 20, 2012
Drafted: By Phoenix in the ninth round (265th overall) of the 2004 NHL Entry Draft

2012-13 Statistics

Home: 24, 2-6=8, +1
 Road: 24, 4-7=11, +12
Total: 48, 6-13=19, +13

| STATS | GP | G | A | Pts | PIM | PPG | SHG | GWG | Shots | Shot% |
|--------|-----|----|----|-----|-----|-----|-----|-----|-------|-------|
| Season | 48 | 6 | 13 | 19 | 16 | 0 | 0 | 1 | 95 | 6.3 |
| Career | 414 | 43 | 77 | 120 | 203 | 2 | 3 | 5 | 717 | 6.0 |

| REAL TIME | | | | | | | | | | |
|-----------|----------|-------------|----------|------|-----------|-----------|---------|-------|-----|-----|
| TOI | TOI/Game | Faceoff W-L | FO Win % | Hits | Takeaways | Giveaways | Blocked | Shots | +/- | |
| 807:41 | 16:49 | 16-37 | 30.2 | 63 | 24 | 10 | 37 | | | +13 |

Playoff Experience: Has appeared in the Stanley Cup Playoffs with San Jose in 2012 and Phoenix in 2010, scoring 0-1=1 point with six PIM in 12 overall games...earned his first career postseason point (assist) in Game 5 of the CQF, Apr. 21, 2012 w/SJ @ STL...made his Stanley Cup Playoff debut in Game 1 of the CQF, Apr. 14, 2010 w/PHX vs. DET.

2012-13 Regular Season: Appeared in his sixth NHL season, his first with Anaheim...scored 6-13=19 points with a +13 rating and 16 PIM in 48 games...ranked fifth on the Ducks in plus/minus (+13) and tied for ninth in the NHL in plus/minus on the road (+12)...recorded a plus-or-even rating in 38 of his 48 games...was one of three Anaheim players to appear in all 48 regular season games...appeared in his 400th career game, Mar. 29 @ CHI...recorded his third multi-point game of the season (0-2=2), Mar. 18 vs. SJ...logged a season-high 20:34 TOI, Mar. 4 @ PHX...registered a career-tying +3 rating, Mar. 2 @ PHX...became the first player in club history to score five goals in the first four games of a single season (5-1=6), Jan. 19-26...scored his fifth goal in a 3-2 shootout win, Jan. 26 vs. NSH...opened his Anaheim career with back-to-back multi-goal games on Jan. 19 @ VAN (2-0=2) and Jan. 21 @ CGY (2-0=2), tying his career high for goals in a game.

| CAREER STATISTICS | | | | | | | | | | | | | | |
|-------------------|---------------|-------------|----------------|----|----|-----|-----|-----|----------|---|---|---|-----|---|
| Season | Team | League | REGULAR SEASON | | | | | | PLAYOFFS | | | | | |
| | | | GP | G | A | P | PIM | +/- | GP | G | A | P | PIM | |
| 2003-04 | New Hampshire | Hockey East | 37 | 4 | 10 | 14 | 12 | - | - | - | - | - | - | - |
| 2004-05 | New Hampshire | Hockey East | 42 | 18 | 22 | 40 | 26 | - | - | - | - | - | - | - |
| 2005-06 | New Hampshire | Hockey East | 39 | 15 | 26 | 41 | 44 | - | - | - | - | - | - | - |
| | San Antonio | AHL | 7 | 1 | 1 | 2 | 8 | 0 | - | - | - | - | - | - |
| 2006-07 | San Antonio | AHL | 66 | 9 | 12 | 21 | 34 | -9 | - | - | - | - | - | - |
| | Phoenix | ECHL | 5 | 0 | 6 | 6 | 9 | -2 | - | - | - | - | - | - |
| 2007-08 | PHOENIX | NHL | 79 | 11 | 15 | 26 | 25 | -3 | - | - | - | - | - | - |
| 2008-09 | PHOENIX | NHL | 49 | 3 | 4 | 7 | 63 | +1 | - | - | - | - | - | - |
| | San Antonio | AHL | 5 | 0 | 0 | 0 | 4 | -4 | - | - | - | - | - | - |
| 2009-10 | PHOENIX | NHL | 74 | 4 | 15 | 19 | 12 | +1 | 7 | 0 | 0 | 0 | 0 | 0 |
| 2010-11 | COLORADO | NHL | 80 | 11 | 15 | 26 | 35 | -2 | - | - | - | - | - | - |
| 2011-12 | COLORADO | NHL | 63 | 5 | 13 | 18 | 42 | -11 | - | - | - | - | - | - |
| | SAN JOSE | NHL | 21 | 3 | 2 | 5 | 10 | 0 | 5 | 0 | 1 | 1 | 6 | |
| 2012-13 | ANAHEIM | NHL | 48 | 6 | 13 | 19 | 16 | +13 | - | - | - | - | - | - |
| NHL Totals | | | 414 | 43 | 77 | 120 | 203 | -1 | 12 | 0 | 1 | 1 | 6 | |

Playoff Single Game Career Highs

Goals: None
Assists: 1, Apr. 21, 2012 w/SJ @ STL, CQF Game 5
Points: 1, Apr. 21, 2012 w/SJ @ STL, CQF Game 5 (0-1=1)
SOG: 2, Apr. 14, 2010 w/PHX vs. DET, CQF Game 1
PIM: 2, three times (last: Apr. 19, 2012 w/SJ vs. STL, CQF Game 4)
Plus/Minus: +1, two times (last: Apr. 21, 2012 w/SJ @ STL, CQF Game 5)
TOI: 18:28, Apr. 18, 2010 w/PHX @ DET, CQF Game 3

2012-13 Single Game Highs:

#Goals: 2, two times (last: Jan. 21 @ CGY)
#Assists: 2, Mar. 18 vs. SJ
#Points: 3, Jan. 21 @ CGY (2-1=3)
PIM: 4, Apr. 21 @ EDM
TOI: 20:34, Mar. 4 vs. PHX
Shots: 5, two times (last: Apr. 8 vs. EDM)
#Plus/Minus: +3, two times (last: Mar. 2 @ PHX)
#Goal Streak: Two games, Jan. 19-21 (4-1=5)
#Assist Streak: Two games, three times (last: Mar. 18-20; 0-3=3)
Point Streak: Two games, five times (last: Mar. 18-20; 0-3=3)
Penalty Shots: None
 *career high; # ties career high

| Game | GP | Goals | Assists | Points | PIM | PP | SH | GWG | Shots | +/- | TOI |
|-----------------|-----------|----------|-----------|-----------|-----------|----------|----------|----------|-----------|-----------|---------------|
| Jan. 19 @ VAN | 1 | 2 | 0 | 2 | 0 | 0 | 0 | 0 | 3 | 2 | 19:03 |
| Jan. 21 @ CGY | 1 | 2 | 1 | 3 | 0 | 0 | 0 | 0 | 3 | 3 | 17:04 |
| Jan. 25 vs. VAN | 1 | 0 | 0 | 0 | 2 | 0 | 0 | 0 | 3 | 0 | 16:31 |
| Jan. 26 vs. NSH | 1 | 1 | 0 | 1 | 0 | 0 | 0 | 0 | 2 | 1 | 20:04 |
| Jan. 29 @ SJ | 1 | 0 | 1 | 1 | 2 | 0 | 0 | 0 | 2 | 1 | 17:12 |
| Feb. 1 vs. MIN | 1 | 0 | 0 | 0 | 0 | 0 | 0 | 0 | 2 | 0 | 17:57 |
| Feb. 2 vs. LA | 1 | 0 | 0 | 0 | 0 | 0 | 0 | 0 | 2 | 0 | 18:54 |
| Feb. 4 vs. SJ | 1 | 0 | 0 | 0 | 0 | 0 | 0 | 0 | 1 | 1 | 17:17 |
| Feb. 6 @ COL | 1 | 0 | 1 | 1 | 0 | 0 | 0 | 0 | 1 | 1 | 16:44 |
| Feb. 8 @ DAL | 1 | 0 | 0 | 0 | 2 | 0 | 0 | 0 | 2 | 0 | 15:14 |
| Feb. 9 @ STL | 1 | 0 | 1 | 1 | 0 | 0 | 0 | 0 | 3 | 0 | 16:18 |
| Feb. 12 @ CHI | 1 | 0 | 0 | 0 | 0 | 0 | 0 | 0 | 1 | 0 | 18:47 |
| Feb. 15 @ DET | 1 | 0 | 0 | 0 | 0 | 0 | 0 | 0 | 2 | 1 | 16:35 |
| Feb. 16 @ NSH | 1 | 0 | 0 | 0 | 0 | 0 | 0 | 0 | 3 | 0 | 18:04 |
| Feb. 18 vs. CBJ | 1 | 0 | 0 | 0 | 0 | 0 | 0 | 0 | 3 | -1 | 16:04 |
| Feb. 24 vs. COL | 1 | 0 | 0 | 0 | 0 | 0 | 0 | 0 | 5 | 0 | 18:33 |
| Feb. 25 @ LA | 1 | 0 | 0 | 0 | 0 | 0 | 0 | 0 | 1 | -2 | 16:58 |
| Feb. 27 vs. NSH | 1 | 0 | 0 | 0 | 0 | 0 | 0 | 0 | 0 | 0 | 16:29 |
| Mar. 1 vs. MIN | 1 | 0 | 1 | 1 | 0 | 0 | 0 | 0 | 2 | 1 | 17:36 |
| Mar. 2 @ PHX | 1 | 0 | 1 | 1 | 0 | 0 | 0 | 0 | 1 | 3 | 15:19 |
| Mar. 4 @ PHX | 1 | 0 | 0 | 0 | 0 | 0 | 0 | 0 | 1 | -1 | 20:34 |
| Mar. 6 vs. PHX | 1 | 0 | 0 | 0 | 0 | 0 | 0 | 0 | 0 | 0 | 18:00 |
| Mar. 8 vs. CGY | 1 | 1 | 0 | 1 | 0 | 0 | 0 | 1 | 3 | 1 | 15:10 |
| Mar. 10 vs. STL | 1 | 0 | 0 | 0 | 0 | 0 | 0 | 0 | 0 | 0 | 15:06 |
| Mar. 12 @ MIN | 1 | 0 | 1 | 1 | 0 | 0 | 0 | 0 | 2 | 1 | 19:31 |
| Mar. 14 @ DAL | 1 | 0 | 1 | 1 | 2 | 0 | 0 | 0 | 1 | 1 | 16:31 |
| Mar. 16 @ STL | 1 | 0 | 0 | 0 | 2 | 0 | 0 | 0 | 0 | 1 | 17:12 |
| Mar. 18 vs. SJ | 1 | 0 | 2 | 2 | 0 | 0 | 0 | 0 | 3 | 1 | 17:11 |
| Mar. 20 vs. CHI | 1 | 0 | 1 | 1 | 0 | 0 | 0 | 0 | 1 | 2 | 19:49 |
| Mar. 22 vs. DET | 1 | 0 | 0 | 0 | 0 | 0 | 0 | 0 | 1 | -3 | 13:42 |
| Mar. 24 vs. DET | 1 | 0 | 0 | 0 | 0 | 0 | 0 | 0 | 2 | 0 | 17:05 |
| Mar. 25 vs. SJ | 1 | 0 | 0 | 0 | 0 | 0 | 0 | 0 | 3 | -1 | 12:41 |
| Mar. 27 @ SJ | 1 | 0 | 0 | 0 | 0 | 0 | 0 | 0 | 3 | -1 | 18:26 |
| Mar. 29 @ CHI | 1 | 0 | 0 | 0 | 0 | 0 | 0 | 0 | 4 | 0 | 20:04 |
| Mar. 31 @ CBJ | 1 | 0 | 0 | 0 | 0 | 0 | 0 | 0 | 1 | 0 | 17:13 |
| Apr. 1 @ DAL | 1 | 0 | 0 | 0 | 0 | 0 | 0 | 0 | 2 | 1 | 19:36 |
| Apr. 3 vs. DAL | 1 | 0 | 1 | 1 | 0 | 0 | 0 | 0 | 2 | 2 | 17:48 |
| Apr. 5 vs. DAL | 1 | 0 | 0 | 0 | 0 | 0 | 0 | 0 | 1 | -2 | 13:51 |
| Apr. 7 vs. LA | 1 | 0 | 0 | 0 | 0 | 0 | 0 | 0 | 4 | 0 | 16:54 |
| Apr. 8 vs. EDM | 1 | 0 | 1 | 1 | 0 | 0 | 0 | 0 | 5 | 2 | 16:57 |
| Apr. 10 vs. COL | 1 | 0 | 0 | 0 | 0 | 0 | 0 | 0 | 2 | -1 | 12:55 |
| Apr. 13 @ LA | 1 | 0 | 0 | 0 | 2 | 0 | 0 | 0 | 1 | 0 | 13:59 |
| Apr. 17 vs. CBJ | 1 | 0 | 0 | 0 | 0 | 0 | 0 | 0 | 1 | -1 | 13:16 |
| Apr. 19 @ CGY | 1 | 0 | 0 | 0 | 0 | 0 | 0 | 0 | 2 | 0 | 14:15 |
| Apr. 21 @ EDM | 1 | 0 | 0 | 0 | 4 | 0 | 0 | 0 | 1 | 0 | 18:34 |
| Apr. 22 @ EDM | 1 | 0 | 0 | 0 | 0 | 0 | 0 | 0 | 1 | 0 | 14:07 |
| Apr. 25 @ VAN | 1 | 0 | 0 | 0 | 0 | 0 | 0 | 0 | 3 | 1 | 17:07 |
| Apr. 27 vs. PHX | 1 | 0 | 0 | 0 | 0 | 0 | 0 | 0 | 3 | -1 | 13:24 |
| Totals | 48 | 6 | 13 | 19 | 16 | 0 | 0 | 1 | 95 | 13 | 807:41 |

ANAHEIM DUCKS

2012-13 REGULAR SEASON ROSTERS



OPENING ROSTER

| No. | PLAYER | POS. | HT | WT | BORN | BIRTHPLACE |
|-----|---------------------|------|------|-----|----------------|--------------------------------|
| 1 | Jonas Hiller | G | 6-2 | 192 | Feb. 12, 1982 | Felben Wellhausen, Switzerland |
| 4 | Cam Fowler | D | 6-1 | 196 | Dec. 5, 1991 | Windsor, Ontario |
| 5 | Luca Sbisa | D | 6-2 | 204 | Jan. 30, 1990 | Ozieri, Italy |
| 7 | Andrew Cogliano | C | 5-10 | 180 | June 14, 1987 | Toronto, Ontario |
| 8 | Teemu Selanne | RW | 6-0 | 198 | July 3, 1970 | Helsinki, Finland |
| 9 | Bobby Ryan | LW | 6-2 | 200 | Mar. 17, 1987 | Cherry Hill, New Jersey |
| 10 | Corey Perry | RW | 6-3 | 210 | May 16, 1985 | Peterborough, Ontario |
| 11 | Saku Koivu | C | 5-10 | 182 | Nov. 23, 1974 | Turku, Finland |
| 13 | Nick Bonino | C | 6-1 | 194 | Apr. 20, 1988 | Hartford, Connecticut |
| 15 | Ryan Getzlaf | C | 6-4 | 221 | May 10, 1985 | Regina, Saskatchewan |
| 23 | Francois Beauchemin | D | 6-1 | 207 | June 4, 1980 | Sorel, Quebec |
| 25 | Brad Staubitz | RW | 6-1 | 203 | July 28, 1984 | Edmonton, Alberta |
| 31 | Frederik Andersen | G | 6-3 | 250 | Oct. 2, 1989 | Herning, Denmark |
| 32 | Toni Lydman | D | 6-2 | 213 | Sept. 25, 1977 | Lahti, Finland |
| 34 | Daniel Winnik | C | 6-2 | 213 | Mar. 6, 1985 | Toronto, Ontario |
| 39 | Matt Beleskey | LW | 6-0 | 206 | June 7, 1988 | Windsor, Ontario |
| 40 | Jordan Hendry | D | 6-0 | 194 | Feb. 23, 1984 | Nokomis, Saskatchewan |
| 44 | Sheldon Souray | D | 6-4 | 237 | July 13, 1976 | Elk Point, Alberta |
| 51 | Kyle Palmieri | RW | 5-11 | 197 | Feb. 1, 1991 | Smithtown, New York |
| 55 | Bryan Allen | D | 6-5 | 229 | Aug. 21, 1980 | Kingston, Ontario |
| 67 | Rickard Rakell | RW | 6-1 | 191 | May 5, 1993 | Sundbyberg, Sweden |
| 74 | Peter Holland | C | 6-2 | 192 | Jan. 14, 1991 | Toronto, Ontario |
| 77 | Devante Smith-Pelly | RW | 6-0 | 225 | June 14, 1992 | Scarborough, Ontario |

CLOSING ROSTER

| No. | PLAYER | POS. | HT. | WT. | BIRTHDATE | BIRTHPLACE |
|-----|---------------------|------|------|-----|----------------|--------------------------------|
| 1 | Jonas Hiller | G | 6-2 | 192 | Feb. 12, 1982 | Felben Wellhausen, Switzerland |
| 4 | Cam Fowler | D | 6-1 | 196 | Dec. 5, 1991 | Windsor, Ontario |
| 5 | Luca Sbisa | D | 6-2 | 204 | Jan. 30, 1990 | Ozieri, Italy |
| 6 | Ben Lovejoy | D | 6-2 | 215 | Feb. 20, 1984 | Concord, New Hampshire |
| 7 | Andrew Cogliano | C | 5-10 | 180 | June 14, 1987 | Toronto, Ontario |
| 8 | Teemu Selanne | RW | 6-0 | 198 | July 3, 1970 | Helsinki, Finland |
| 9 | Bobby Ryan | LW | 6-2 | 200 | Mar. 17, 1987 | Cherry Hill, New Jersey |
| 10 | Corey Perry | RW | 6-3 | 210 | May 16, 1985 | Peterborough, Ontario |
| 11 | Saku Koivu | C | 5-10 | 182 | Nov. 23, 1974 | Turku, Finland |
| 13 | Nick Bonino | C | 6-1 | 194 | Apr. 20, 1988 | Hartford, Connecticut |
| 15 | Ryan Getzlaf | C | 6-4 | 221 | May 10, 1985 | Regina, Saskatchewan |
| 18 | Radek Devorak | RW | 6-2 | 195 | May 9, 1977 | Tabor, Czech Republic |
| 19 | Matthew Lombardi | C | 5-11 | 195 | Mar. 18, 1982 | Montreal, Quebec |
| 20 | David Steckel | C | 6-6 | 215 | Mar. 15, 1982 | Milwaukee, Wisconsin |
| 23 | Francois Beauchemin | D | 6-0 | 207 | June 4, 1980 | Sorel, Quebec |
| 25 | Brad Staubitz | RW | 6-1 | 203 | July 28, 1984 | Edmonton, Alberta |
| 30 | Viktor Fasth | G | 6-0 | 186 | Aug. 8, 1982 | Kalix, Sweden |
| 31 | Frederik Andersen | G | 6-3 | 250 | Oct. 2, 1989 | Herning, Denmark |
| 32 | Toni Lydman | D | 6-2 | 213 | Sept. 25, 1977 | Lahti, Finland |
| 34 | Daniel Winnik | C | 6-2 | 213 | Mar. 6, 1985 | Toronto, Ontario |
| 39 | Matt Beleskey | LW | 6-0 | 206 | June 7, 1988 | Windsor, Ontario |
| 44 | Sheldon Souray | D | 6-4 | 237 | July 13, 1976 | Elk Point, Alberta |
| 45 | Sami Vatanen | D | 5-10 | 180 | June 3, 1991 | Jyvaskyla, Finland |
| 51 | Kyle Palmieri | RW | 5-11 | 197 | Feb. 1, 1991 | Smithtown, New York |
| 55 | Bryan Allen | D | 6-5 | 229 | Aug. 21, 1980 | Kingston, Ontario |
| 62 | Patrick Maroon | LW | 6-3 | 229 | Apr. 23, 1988 | St. Louis, Missouri |
| 65 | Emerson Etem | RW | 6-1 | 210 | June 16, 1992 | Long Beach, California |
| 77 | Devante Smith-Pelly | RW | 6-0 | 225 | June 14, 1992 | Scarborough, Ontario |



ANAHEIM DUCKS

HOW THE DUCKS WERE BUILT

| | |
|---------------------|---|
| Bryan Allen | Signed as a free agent, July 1, 2012 |
| Frederik Andersen | Selected by Anaheim in the third round (87th overall) of the 2012 NHL Entry Draft |
| Francois Beauchemin | From Toronto in exchange for Joffrey Lupul, Jake Gardiner and a conditional fourth-round selection in the 2013 NHL Entry Draft, Feb. 9, 2011 |
| Matt Beleskey | Selected by Anaheim in the fourth round (112th overall) of the 2006 NHL Entry Draft |
| Nick Bonino | From San Jose with Timo Pielmeier in exchange for Kent Huskins and Travis Moen, Mar. 4, 2009 |
| Andrew Cogliano | From Edmonton in exchange for a second-round selection in the 2013 NHL Entry Draft, July 12, 2011 |
| Radek Dvorak | Signed as a free agent, Mar. 24, 2013 |
| Emerson Etem | Selected by Anaheim in the first round (29th overall) of the 2010 NHL Entry Draft |
| Viktor Fasth | Signed as a free agent, May 21, 2012 |
| Cam Fowler | Selected by Anaheim in the first round (12th overall) of the 2010 NHL Entry Draft |
| Ryan Getzlaf | Selected by Anaheim in the first round (19th overall) of the 2003 NHL Entry Draft |
| Jonas Hiller | Signed as a free agent, May 25, 2007 |
| Saku Koivu | Signed as a free agent, July 8, 2009 |
| Matthew Lombardi | From Phoenix in exchange for LW Brandon McMillan, Apr. 3, 2013 |
| Ben Lovejoy | From Pittsburgh in exchange for a fifth-round selection in the 2014 NHL Entry Draft |
| Toni Lydman | Signed as a free agent, July 1, 2010 |
| Kyle Palmieri | Selected by Anaheim in the first round (26th overall) of the 2009 NHL Entry Draft |
| Patrick Maroon | From Philadelphia with David Laliberte in exchange for Danny Syvret and Rob Bordson, Nov. 21, 2010 |
| Corey Perry | Selected by Anaheim in the first round (28th overall) of the 2003 NHL Entry Draft |
| Bobby Ryan | Selected by Anaheim in the first round (second overall) of the 2005 NHL Entry Draft |
| Luca Sbisa | From Philadelphia with Joffrey Lupul, a first-round selection in the 2009 NHL Entry Draft, a first-round selection in the 2010 NHL Entry Draft and a conditional 2010 pick in exchange for Chris Pronger, June 26, 2009 |
| Teemu Selanne | Signed as a free agent, Aug. 22, 2005 |
| Sheldon Souray | Signed as a free agent, July 1, 2012 |
| Devante Smith-Pelly | Selected by Anaheim in the second round (42nd overall) of the 2010 NHL Entry Draft |
| Brad Staubitz | Signed as a free agent, July 1, 2012 |
| David Steckel | From Toronto in exchange for Ryan Lasch and a seventh-round selection in the 2014 NHL Entry Draft |
| Sami Vatanan | Selected by Anaheim in the fourth round (106th overall) of the 2009 NHL Entry Draft |
| Daniel Winnik | Signed as a free agent, July 20, 2012 |

ANAHEIM DUCKS

2012-13 PLAYER GAME-BY-GAME



| Date | Opp. | FWLER #4 | SBISA #5 | LOVEJOY #6 | COGLIANO #7 | SELANNE #8 | RYAN #9 | PERRY #10 |
|--------|--------|---------------|-------------------|---------------|-------------------|-------------------|-------------------|-------------------|
| Jan 19 | @ VAN | INJ | 0-0 1/1 17:19 | | 0-2 1/2 16:23 | 2-2 5/1 15:08 | 0-0 0/1 16:10 | 1-0 (W) 3/0 15:24 |
| Jan 21 | @ CGY | 0-0 0/0 22:05 | 0-0 1/2 18:02 | | 0-2 1/3 14:35 | 0-0 2/0 15:04 | 0-0 1/1 17:29 | 0-2 1/1 19:36 |
| Jan 25 | Vs VAN | 0-0 3/1 20:08 | 0-0 2/0 19:16 | | 0-0 1/1 11:53 | 0-0 1/1 13:35 | 0-0 4/1 13:33 | 0-0 1/0 19:18 |
| Jan 26 | Vs NSH | 0-1 0/1 23:23 | 0-0 1/0 20:46 | | 0-0 1/1 12:23 | 0-1 2/1 19:07 | 1-0 2/1 17:19 | 0-1 4/1 25:05 |
| Jan 29 | @ S.J | 0-0 2/0 22:39 | 0-0 2/1 20:18 | | 0-0 2/0 15:04 | 0-0 1/0 18:21 | 0-1 1/1 20:33 | 0-0 3/2 22:02 |
| Feb 1 | Vs MIN | 0-0 3/0 24:09 | 0-0 2/1 13:13 | | 0-0 0/0 16:34 | 0-3 3/1 14:26 | 1-2 1/1 15:11 | 0-0 3/0 20:17 |
| Feb 2 | Vs L.A | 0-0 0/2 7:18 | 0-2 1/1 19:53 | | 0-0 0/0 15:02 | 1-0 1/1 13:56 | 0-2 1/1 14:49 | 0-1 1/1 21:17 |
| Feb 4 | Vs S.J | INJ | 0-0 0/1 18:52 | | 0-0 2/0 11:54 | 0-0 2/0 16:15 | 0-0 3/0 16:35 | 0-0 3/1 19:34 |
| Feb 6 | @ COL | INJ | 0-0 3/0 21:22 | | 0-0 2/1 16:29 | 0-1 2/0 15:16 | 0-0 1/0 16:59 | 0-0 1/1 16:56 |
| Feb 8 | @ DAL | INJ | 0-1 1/0 20:44 | 0-0 4/0 16:20 | 0-0 1/0 15:42 | 0-0 3/0 16:56 | 0-0 1/0 17:39 | 0-1 2/0 18:17 |
| Feb 9 | @ STL | INJ | 0-0 0/0 22:51 | 0-0 1/1 17:58 | 1-0 4/0 16:49 | 1-3 3/3 17:14 | 2-2 3/3 17:09 | 0-0 1/1 24:03 |
| Feb 12 | @ CHI | INJ | 0-0 1/1 20:28 | 0-2 0/1 18:12 | 1-0 1/1 13:42 | 0-0 2/1 18:05 | 0-0 4/1 18:37 | 0-0 5/1 22:19 |
| Feb 15 | @ DET | INJ | 0-0 3/0 19:20 | 0-0 3/1 19:02 | 2-0 (W) 2/2 14:54 | 0-1 2/1 15:09 | 1-0 3/1 13:48 | 1-1 3/3 19:35 |
| Feb 16 | @ NSH | INJ | 0-0 0/2 20:48 | 0-0 0/1 18:42 | 0-0 0/0 14:39 | 0-0 4/0 15:13 | 0-0 3/1 16:49 | 0-1 2/1 19:34 |
| Feb 18 | Vs CBJ | INJ | 0-0 3/0 20:37 | 0-1 3/1 18:24 | 0-0 0/0 13:08 | 0-0 1/1 15:57 | 0-1 1/1 14:32 | 1-0 (W) 1/1 17:45 |
| Feb 24 | Vs COL | 0-0 2/1 19:24 | 0-0 0/1 19:51 | 0-0 1/1 20:20 | 0-0 1/1 15:50 | 1-0 1/1 16:14 | 0-0 3/1 17:54 | 2-1 (W) 7/1 20:17 |
| Feb 25 | @ L.A | 0-0 0/1 23:56 | DND | 0-1 0/1 17:46 | 1-0 2/0 15:21 | 0-0 2/1 15:41 | 0-0 1/2 16:14 | 0-1 2/1 21:23 |
| Feb 27 | Vs NSH | 0-0 2/1 25:19 | 0-0 0/1 20:02 | DND | 0-0 1/0 14:35 | 0-0 1/1 15:42 | 0-1 2/1 14:21 | 0-3 2/2 15:38 |
| Mar 1 | Vs MIN | 0-0 1/0 18:56 | 0-1 0/0 22:00 | 0-0 3/2 18:48 | 0-1 2/1 16:01 | 1-0 1/1 14:12 | 0-1 2/1 13:47 | 0-1 1/0 18:43 |
| Mar 2 | @ PHX | 0-0 5/1 24:49 | 0-1 0/1 19:47 | 0-1 3/0 17:46 | 3-0 5/3 15:04 | 0-0 2/2 17:15 | 0-1 2/3 19:21 | 0-0 1/2 23:26 |
| Mar 4 | @ PHX | 0-1 2/1 20:23 | 0-0 0/1 23:03 | 0-1 2/1 18:15 | 0-1 2/1 17:06 | 0-0 6/1 16:46 | 1-0 2/1 16:09 | 1-1 2/0 18:38 |
| Mar 6 | Vs PHX | 0-0 0/0 18:19 | 0-0 0/2 19:55 | 0-0 3/1 17:53 | 0-0 3/0 13:50 | 0-0 2/0 15:32 | 0-1 1/2 14:45 | 1-0 (W) 4/2 18:27 |
| Mar 8 | Vs CGY | 0-0 0/0 20:45 | 0-1 0/2 21:01 | 0-0 1/2 19:54 | 0-1 1/1 14:17 | 0-0 0/0 17:35 | 1-1 3/2 13:33 | 0-1 3/2 16:15 |
| Mar 10 | Vs STL | 0-0 0/0 23:08 | 0-0 0/0 17:28 | 0-1 3/0 17:25 | 1-0 1/1 14:14 | 0-0 4/0 19:06 | 1-0 2/1 19:51 | 2-0 (W) 5/2 21:42 |
| Mar 12 | @ MIN | 0-0 2/0 19:39 | 1-0 (W) 1/1 19:28 | DND | 0-0 3/1 17:19 | 0-1 2/1 15:58 | 0-0 2/0 18:04 | 0-0 0/0 6:45 |
| Mar 14 | @ DAL | 0-0 5/1 20:53 | 0-0 4/0 20:53 | 0-0 2/1 18:24 | 1-0 2/1 15:32 | 0-0 2/1 19:08 | 0-0 2/0 17:28 | SUS |
| Mar 16 | @ STL | 0-1 2/0 21:18 | 0-0 0/0 17:49 | 0-0 1/0 15:52 | 0-0 3/1 14:56 | 0-0 5/1 18:09 | 0-0 0/0 17:46 | SUS |
| Mar 18 | Vs S.J | 0-0 2/0 18:57 | 0-0 1/0 21:38 | DND | 0-1 1/0 21:06 | 0-0 2/1 15:50 | 0-1 1/0 16:48 | SUS |
| Mar 20 | Vs CHI | 0-0 1/0 20:10 | 0-1 1/1 18:28 | DND | 0-0 2/1 17:59 | 1-0 (W) 1/0 15:58 | 1-0 4/2 15:01 | SUS |
| Mar 22 | Vs DET | 0-1 2/1 21:51 | 0-0 0/3 19:22 | DND | 0-0 1/2 13:33 | 1-0 4/0 16:59 | 0-0 4/0 16:20 | 0-0 2/0 17:38 |
| Mar 24 | Vs DET | 0-0 2/0 22:50 | 0-0 1/1 19:37 | 0-0 2/1 17:13 | 0-0 1/0 17:01 | 0-0 1/1 12:08 | 0-0 4/0 17:04 | 0-1 3/0 19:46 |
| Mar 25 | Vs S.J | 0-1 1/1 22:16 | 0-0 0/2 17:20 | 0-1 1/1 17:55 | 0-0 0/1 14:41 | 0-0 1/0 15:54 | 0-1 2/0 15:58 | 1-1 8/2 18:56 |
| Mar 27 | @ S.J | 0-0 1/2 22:25 | 0-0 1/1 20:31 | DND | 0-0 0/1 14:55 | 0-0 2/1 16:11 | 0-0 2/1 15:32 | 0-0 2/2 15:35 |
| Mar 29 | @ CHI | 0-0 1/0 17:24 | 0-0 0/0 18:31 | 0-0 0/0 18:46 | 0-0 0/0 17:09 | 0-0 1/0 13:15 | 0-1 7/2 19:07 | 1-0 2/2 20:18 |
| Mar 31 | @ CBJ | 0-0 0/1 21:14 | 0-0 4/2 21:35 | 0-0 2/1 18:51 | 0-1 1/0 16:01 | 0-0 2/2 15:32 | 0-0 2/0 21:51 | 0-0 4/0 23:32 |
| Apr 1 | @ DAL | 0-1 3/0 18:15 | 0-0 1/2 18:23 | 0-0 2/2 16:30 | 0-0 1/0 13:55 | 1-0 3/1 12:58 | 1-1 (W) 3/1 15:04 | 1-0 3/1 15:55 |
| Apr 3 | Vs DAL | 0-1 0/2 21:25 | 0-0 0/3 18:29 | 0-0 1/3 18:01 | 1-0 1/0 18:17 | 1-0 4/0 17:55 | 0-1 3/1 16:01 | 0-1 2/0 16:14 |
| Apr 5 | Vs DAL | 0-0 2/1 19:13 | 0-0 1/1 18:41 | 0-0 1/2 13:17 | 1-0 2/1 15:43 | 0-0 1/2 15:58 | 0-0 2/2 18:56 | 0-0 4/2 20:51 |
| Apr 7 | Vs L.A | 0-0 2/1 20:53 | 0-0 0/1 22:12 | DND | 0-1 0/0 17:26 | 0-0 0/0 14:07 | 0-0 1/0 17:30 | 1-0 4/0 19:12 |
| Apr 8 | Vs EDM | 0-0 0/0 16:03 | 0-0 2/0 20:52 | 0-1 2/0 14:38 | 0-0 2/0 12:39 | 0-0 3/0 13:11 | 0-0 3/1 16:40 | 0-0 7/1 22:17 |
| Apr 10 | Vs COL | 0-0 0/0 4:35 | 0-0 1/1 22:19 | 0-0 1/1 20:07 | 0-0 0/1 15:38 | 1-0 2/1 13:08 | 0-0 2/1 15:40 | 0-0 1/0 18:12 |
| Apr 13 | @ L.A | INJ | 0-0 0/1 20:08 | 0-0 0/1 15:38 | 0-0 2/0 13:35 | 0-0 0/0 12:58 | 0-0 1/1 13:12 | 0-0 2/1 18:24 |
| Apr 17 | Vs CBJ | INJ | | 0-0 0/1 22:17 | 0-0 5/1 17:13 | 0-0 1/2 13:04 | 0-0 1/1 14:17 | 0-1 2/0 19:06 |
| Apr 19 | @ CGY | 0-1 0/0 21:50 | INJ | 0-0 4/0 18:14 | 0-0 4/0 15:26 | INJ | 0-0 1/1 19:34 | 1-0 7/1 20:58 |
| Apr 21 | @ EDM | 1-0 2/1 22:51 | INJ | 0-0 2/1 21:08 | 0-0 2/0 17:05 | 0-0 0/1 12:18 | 0-1 3/0 15:34 | 1-0 8/0 20:35 |
| Apr 22 | @ EDM | 0-0 0/0 21:56 | INJ | 0-0 0/0 19:41 | 0-0 4/0 14:44 | 0-0 2/0 15:41 | INJ | 0-2 1/1 14:33 |
| Apr 25 | @ VAN | 0-1 1/2 22:09 | INJ | 0-1 1/1 20:05 | 1-0 4/1 17:10 | DND | INJ | 0-0 2/0 17:04 |
| Apr 27 | Vs PHX | 0-1 1/0 23:27 | INJ | 0-0 2/1 19:44 | 0-0 2/1 13:09 | 1-0 4/1 17:46 | 1-0 4/1 16:21 | 0-0 3/1 17:42 |



ANAHEIM DUCKS

2012-13 PLAYER GAME-BY-GAME

| Date | Opp. | KOIVU #11 | BONINO #13 | GETZLAF #15 | DVORAK #18 | LOMBARDI #19 | STECKEL #20 | BEAUCHEMIN #23 |
|--------|--------|----------------|----------------|-------------------|-------------------|-----------------|----------------|-------------------|
| Jan 19 | @ VAN | 0-2 0/2 16:53 | 0-1 1/1 14:32 | 0-2 2/0 18:21 | | | | 0-0 2/2 22:24 |
| Jan 21 | @ CGY | 1-2 1/3 16:23 | 0-0 0/0 14:59 | 2-0 (W) 4/1 21:26 | | | | 0-0 0/1 21:35 |
| Jan 25 | Vs VAN | 0-0 2/0 15:01 | 0-0 3/-1 14:06 | 0-0 4/0 21:05 | | | | 0-0 1/-1 22:12 |
| Jan 26 | Vs NSH | 0-1 0/1 18:37 | 0-0 2/-1 14:36 | 0-0 3/1 26:17 | | | | 0-0 0/-1 21:45 |
| Jan 29 | @ S.J | 0-1 0/1 15:44 | 0-0 2/0 18:09 | 0-1 3/-1 21:30 | | | | 1-0 1/1 22:12 |
| Feb 1 | Vs MIN | 0-0 0/-1 17:43 | 0-0 1/0 9:37 | 0-1 0/0 20:30 | | | | 0-0 6/0 24:15 |
| Feb 2 | Vs L.A | 0-1 1/0 20:09 | 3-1 4/1 10:22 | 1-0 4/1 21:47 | | | | 0-0 0/1 26:32 |
| Feb 4 | Vs S.J | 1-0 2/1 20:21 | 0-0 1/-1 13:01 | 0-1 4/1 22:00 | | | | 0-1 1/1 23:16 |
| Feb 6 | @ COL | 1-1 1/1 17:30 | 0-0 1/0 12:34 | 0-1 0/1 16:25 | | | | 1-0 2/2 24:02 |
| Feb 8 | @ DAL | 0-0 1/0 18:52 | 1-0 1/0 13:22 | 0-0 2/0 20:39 | | | | 0-0 0/0 23:55 |
| Feb 9 | @ STL | 1-1 2/3 18:49 | 0-1 0/0 16:31 | 0-0 1/-1 22:57 | | | | 0-2 1/3 26:11 |
| Feb 12 | @ CHI | 0-0 3/0 19:26 | 0-1 0/0 15:06 | 1-0 4/1 22:18 | | | | 0-1 3/1 27:23 |
| Feb 15 | @ DET | 0-1 1/1 15:39 | 0-0 1/-1 13:45 | 0-2 2/3 19:37 | | | | 0-0 0/3 22:20 |
| Feb 16 | @ NSH | 0-0 0/0 16:29 | 0-0 0/-2 17:31 | 0-0 1/0 21:55 | | | | 0-1 1/1 25:05 |
| Feb 18 | Vs CBJ | 0-0 1/-1 15:58 | 0-0 0/-1 17:41 | 1-1 1/0 17:53 | | | | 0-0 2/0 24:17 |
| Feb 24 | Vs COL | 0-1 4/0 18:43 | 0-0 2/0 17:10 | 1-2 2/1 21:01 | | | | 0-4 3/1 25:58 |
| Feb 25 | @ L.A | 1-0 2/-1 15:51 | 0-0 1/-1 17:45 | 0-1 3/-1 23:06 | | | | 0-1 3/-2 25:12 |
| Feb 27 | Vs NSH | 1-0 2/0 14:37 | 1-0 2/1 19:10 | 0-3 2/2 16:54 | | | | 0-1 2/0 19:13 |
| Mar 1 | Vs MIN | 0-0 3/0 16:38 | 0-0 1/-1 14:58 | 1-0 3/0 20:46 | | | | 0-0 1/-1 20:43 |
| Mar 2 | @ PHX | 1-2 1/1 17:42 | 0-0 2/0 20:54 | 0-0 2/-2 26:13 | | | | 0-0 3/0 25:58 |
| Mar 4 | @ PHX | 0-0 0/-1 21:52 | 0-1 0/1 18:13 | 1-2 2/1 18:53 | | | | 0-0 1/0 24:33 |
| Mar 6 | Vs PHX | 0-0 2/0 16:47 | 0-0 0/0 16:38 | 1-1 2/2 18:25 | | | | 0-0 3/1 24:26 |
| Mar 8 | Vs CGY | 0-1 0/2 14:36 | 0-0 2/0 17:04 | 1-1 2/2 17:09 | | | | 0-0 0/2 18:05 |
| Mar 10 | Vs STL | 0-0 0/0 18:51 | DNP | 0-2 3/2 23:52 | | | | 0-3 0/2 24:27 |
| Mar 12 | @ MIN | 0-0 2/0 17:47 | INJ | 0-0 0/0 20:38 | | | | 0-0 1/0 24:26 |
| Mar 14 | @ DAL | 0-0 1/0 18:21 | INJ | 0-0 2/-1 21:57 | | | | 0-0 5/0 24:56 |
| Mar 16 | @ STL | 1-0 1/0 17:23 | INJ | 0-0 0/0 21:55 | | | 0-0 1/0 9:51 | 0-0 0/0 23:09 |
| Mar 18 | Vs S.J | 0-0 0/-1 19:03 | INJ | 1-1 (W) 2/0 17:34 | | | 0-1 2/2 13:32 | 2-0 3/2 20:09 |
| Mar 20 | Vs CHI | 0-0 0/1 19:03 | INJ | 0-2 4/1 17:12 | | | 0-0 1/0 11:15 | 0-0 2/2 22:09 |
| Mar 22 | Vs DET | 0-0 1/-2 16:37 | INJ | 0-0 0/0 16:49 | | | 0-0 2/0 12:40 | 0-0 0/-1 19:25 |
| Mar 24 | Vs DET | 0-1 2/0 18:24 | INJ | 1-0 6/0 19:49 | DND | | 0-0 1/0 8:00 | 0-0 1/0 23:04 |
| Mar 25 | Vs S.J | 0-0 1/-1 18:35 | INJ | 0-1 2/-2 20:13 | DND | | 0-0 0/-1 7:50 | 1-0 2/1 24:26 |
| Mar 27 | @ S.J | 0-0 0/-1 13:50 | INJ | 0-0 5/-2 19:52 | 0-0 1/0 11:08 | | 0-0 0/0 10:27 | 0-0 1/-1 22:50 |
| Mar 29 | @ CHI | 0-0 0/0 16:18 | INJ | 0-1 1/2 22:35 | DND | | 0-0 1/0 10:10 | 0-2 3/2 24:12 |
| Mar 31 | @ CBJ | 0-0 0/-1 18:51 | INJ | 0-0 4/0 23:55 | 0-0 2/0 11:19 | | 0-0 1/0 7:27 | 0-0 1/-1 22:27 |
| Apr 1 | @ DAL | 0-0 1/1 18:48 | INJ | 0-2 2/1 17:07 | DND | | 0-0 0/1 11:01 | 0-0 1/1 24:32 |
| Apr 3 | Vs DAL | 0-1 4/2 18:21 | INJ | 1-2 2/2 12:56 | 1-0 2/1 15:47 | DND | DND | 0-0 0/1 20:45 |
| Apr 5 | Vs DAL | 0-0 1/-1 22:59 | INJ | INJ | DND | 0-0 1/-1 12:38 | 0-1 0/1 9:25 | 0-0 4/0 24:58 |
| Apr 7 | Vs L.A | 0-1 0/0 20:37 | INJ | INJ | 0-0 1/0 14:15 | 0-0 1/0 11:41 | 0-1 0/0 13:45 | 0-0 0/0 25:42 |
| Apr 8 | Vs EDM | 0-2 1/2 19:24 | INJ | INJ | 2-0 (W) 6/2 17:55 | 0-0 1/-1 16:43 | 0-0 0/0 10:40 | 0-0 1/1 25:25 |
| Apr 10 | Vs COL | 0-0 2/-2 14:23 | INJ | 0-0 0/-1 19:21 | DND | 0-0 1/0 13:49 | 0-0 0/0 12:33 | 0-1 3/-1 24:56 |
| Apr 13 | @ L.A | 0-0 0/0 17:13 | INJ | 1-0 4/0 19:20 | 0-0 2/0 12:48 | DND | 0-0 1/0 11:08 | 0-0 2/0 24:04 |
| Apr 17 | Vs CBJ | 0-0 1/-2 17:34 | INJ | 0-1 0/0 20:54 | DND | 0-0 0/0 11:27 | 1-0 3/0 12:07 | 0-0 2/-1 23:45 |
| Apr 19 | @ CGY | 0-0 0/0 17:51 | INJ | 0-0 3/-1 22:38 | 0-0 1/0 10:28 | 0-0 0/0 12:24 | 0-0 1/-1 5:44 | 0-0 1/-2 25:38 |
| Apr 21 | @ EDM | 0-0 4/0 17:21 | 0-2 1/1 16:25 | 0-1 1/0 21:24 | DND | DND | 0-0 1/0 9:27 | 0-0 0/0 23:39 |
| Apr 22 | @ EDM | 0-0 2/0 12:53 | 0-0 3/0 19:26 | 1-0 (W) 4/1 14:33 | 1-0 1/1 12:43 | DND | 0-1 1/1 13:33 | 0-1 1/0 22:35 |
| Apr 25 | @ VAN | DND | 0-0 0/0 17:00 | DND | DND | 0-0 1/0 15:18 | 0-1 2/1 12:05 | 0-0 1/0 23:08 |
| Apr 27 | Vs PHX | 0-0 2/-3 16:26 | 0-1 6/1 18:21 | 0-2 1/0 16:50 | 0-0 1/-2 11:49 | DND | 0-0 1/-2 10:27 | 1-0 3/-1 19:40 |

ANAHEIM DUCKS

2012-13 PLAYER GAME-BY-GAME



| Date | Opp. | STAUBITZ #25 | LYDMAN #32 | WINNIK #34 | BELESKEY #39 | HENDRY #40 | SOURAY #44 | VATANEN #45 |
|--------|--------|------------------|----------------|-------------------|------------------|---------------|-------------------|----------------|
| Jan 19 | @ VAN | DND | 0-1 0/2 20:25 | 2-0 3/2 19:03 | 0-0 1/0 10:52 | 0-0 0/0 18:24 | 1-1 1/1 19:00 | INJ |
| Jan 21 | @ CGY | DND | 0-1 1/1 18:47 | 2-1 3/3 17:04 | 0-0 0/-1 9:07 | DND | 0-1 0/2 17:50 | INJ |
| Jan 25 | Vs VAN | DND | 0-0 1/-1 20:15 | 0-0 3/0 16:31 | 0-0 0/0 8:00 | DND | 0-0 2/0 17:30 | MIN |
| Jan 26 | Vs NSH | 0-0 0/-1 5:05 | 0-0 1/0 18:49 | 1-0 2/1 20:04 | 0-0 0/-1 8:56 | DND | 0-0 0/-1 22:59 | MIN |
| Jan 29 | @ S.J | DND | 0-0 1/-1 19:54 | 0-1 2/1 17:12 | 1-0 2/-1 16:15 | MIN | 0-0 6/1 20:05 | DND |
| Feb 1 | Vs MIN | DND | DND | 0-0 2/0 17:57 | 0-0 2/0 17:37 | MIN | 0-0 1/0 22:58 | 0-0 1/1 13:52 |
| Feb 2 | Vs L.A | DND | 0-0 3/0 23:04 | 0-0 2/0 18:54 | 0-0 1/1 15:43 | MIN | 1-0 2/1 26:03 | DND |
| Feb 4 | Vs S.J | 0-0 1/0 5:33 | 0-0 2/0 21:50 | 0-0 1/1 17:17 | 0-0 2/0 7:48 | MIN | 1-0 (W) 4/1 22:07 | 0-0 0/0 14:45 |
| Feb 6 | @ COL | 0-0 1/0 9:56 | INJ | 0-1 1/1 16:44 | 0-0 0/0 11:13 | 0-0 0/0 16:45 | 1-1 (W) 3/2 20:12 | 0-0 0/0 17:21 |
| Feb 8 | @ DAL | 0-0 0/0 2:04 | 0-0 1/0 19:14 | 0-0 2/0 15:14 | 0-0 0/1 8:00 | DND | 0-0 1/0 20:56 | DND |
| Feb 9 | @ STL | 0-0 0/0 5:50 | 0-0 0/0 20:59 | 0-1 3/0 16:18 | 0-0 1/0 16:58 | MIN | 0-0 0/3 24:41 | MIN |
| Feb 12 | @ CHI | 0-0 1/0 3:00 | 0-0 0/-1 19:25 | 0-0 1/0 18:47 | 0-0 0/0 6:40 | MIN | 0-0 3/0 24:54 | MIN |
| Feb 15 | @ DET | DND | 0-0 1/0 18:24 | 0-0 2/1 16:35 | 1-1 3/2 14:15 | MIN | 0-0 2/3 21:25 | MIN |
| Feb 16 | @ NSH | DND | 0-0 0/-2 19:44 | 0-0 3/0 18:04 | 1-0 3/1 14:01 | MIN | 0-0 1/0 23:04 | MIN |
| Feb 18 | Vs CBJ | DND | 0-0 0/0 17:43 | 0-0 3/-1 16:04 | 0-1 2/1 14:22 | MIN | 0-1 1/0 23:10 | MIN |
| Feb 24 | Vs COL | DND | DND | 0-0 5/0 18:33 | 0-0 2/1 12:27 | MIN | 0-0 3/0 23:36 | MIN |
| Feb 25 | @ L.A | 0-0 0/0 7:03 | 0-0 0/-1 17:12 | 0-0 1/-2 16:58 | 0-0 1/-1 11:31 | MIN | 0-0 2/0 15:40 | MIN |
| Feb 27 | Vs NSH | DND | 0-0 1/1 16:23 | 0-0 0/0 16:29 | 0-0 2/-1 12:39 | MIN | 0-0 1/0 17:24 | MIN |
| Mar 1 | Vs MIN | DND | 0-0 0/-1 20:36 | 0-1 2/1 17:36 | 1-0 (W) 2/2 9:13 | MIN | DND | MIN |
| Mar 2 | @ PHX | DND | 0-1 2/0 17:33 | 0-1 1/3 15:19 | 0-0 2/-1 14:56 | MIN | 0-0 4/0 22:36 | MIN |
| Mar 4 | @ PHX | DND | 0-0 3/1 19:28 | 0-0 1/-1 20:34 | 1-0 3/0 12:37 | MIN | 0-0 4/0 24:40 | MIN |
| Mar 6 | Vs PHX | DND | 0-0 0/0 17:28 | 0-0 0/0 18:00 | 0-0 2/0 14:07 | MIN | 0-0 2/0 22:12 | MIN |
| Mar 8 | Vs CGY | 0-1 0/1 9:32 | 0-0 0/0 22:27 | 1-0 (W) 3/1 15:10 | 0-0 2/0 17:50 | MIN | 1-0 4/2 17:57 | MIN |
| Mar 10 | Vs STL | INJ | 0-0 0/0 16:45 | 0-0 0/0 15:06 | 0-0 0/0 13:28 | MIN | 0-1 1/2 19:17 | MIN |
| Mar 12 | @ MIN | INJ | 0-1 1/2 17:14 | 0-1 2/1 19:31 | 0-0 1/0 11:35 | MIN | 0-0 0/0 21:23 | MIN |
| Mar 14 | @ DAL | INJ | DND | 0-1 1/1 16:31 | 0-0 0/-1 14:06 | MIN | 0-0 1/0 20:42 | MIN |
| Mar 16 | @ STL | INJ | DND | 0-0 0/1 17:12 | 0-0 2/0 14:31 | MIN | 0-0 1/0 21:26 | MIN |
| Mar 18 | Vs S.J | 0-0 0/0 7:59 | 0-0 2/0 20:06 | 0-2 3/1 17:11 | 0-0 0/0 10:08 | MIN | 0-0 2/2 19:20 | MIN |
| Mar 20 | Vs CHI | 0-0 0/0 6:39 | 0-0 1/0 20:01 | 0-1 1/2 19:49 | 0-0 0/0 10:29 | MIN | 1-0 3/2 18:58 | MIN |
| Mar 22 | Vs DET | DND | 0-0 1/1 21:34 | 0-0 1/-3 13:42 | 0-0 4/0 13:29 | MIN | 0-0 3/-1 17:37 | MIN |
| Mar 24 | Vs DET | DND | 0-0 1/0 15:54 | 0-0 2/0 17:05 | 0-0 1/0 7:49 | MIN | 0-0 3/0 19:30 | MIN |
| Mar 25 | Vs S.J | 0-0 0/-1 3:37 | DND | 0-0 3/-1 12:41 | INJ | MIN | 0-0 1/2 20:56 | MIN |
| Mar 27 | @ S.J | DND | 0-0 0/-1 17:42 | 0-0 3/-1 18:26 | INJ | MIN | 0-0 1/0 18:06 | MIN |
| Mar 29 | @ CHI | 0-0 0/0 4:28 | DND | 0-0 4/0 20:04 | INJ | MIN | 1-0 (W) 1/2 21:55 | MIN |
| Mar 31 | @ CBJ | 0-0 0/0 6:28 | DND | 0-0 1/0 17:13 | INJ | MIN | 0-0 1/0 21:18 | MIN |
| Apr 1 | @ DAL | DND | DND | 0-0 2/1 19:36 | 1-0 2/1 9:56 | MIN | 0-1 2/1 22:34 | MIN |
| Apr 3 | Vs DAL | DND | DND | 0-1 2/2 17:48 | 0-1 2/0 8:48 | MIN | 0-1 1/1 20:50 | MIN |
| Apr 5 | Vs DAL | DND | DND | 0-0 1/-2 13:51 | 0-0 1/1 8:57 | MIN | 0-0 1/0 20:53 | MIN |
| Apr 7 | Vs L.A | DND | 0-0 0/-1 19:48 | 0-0 4/0 16:54 | 1-1 2/0 13:31 | MIN | 0-2 1/0 22:51 | MIN |
| Apr 8 | Vs EDM | DND | 0-0 0/0 18:26 | 0-1 5/2 16:57 | 0-0 2/0 10:38 | MIN | INJ | MIN |
| Apr 10 | Vs COL | DND | DND | 0-0 2/-1 12:55 | 0-0 0/0 15:19 | MIN | 0-0 5/0 22:51 | MIN |
| Apr 13 | @ L.A | DND | 0-0 0/-1 17:05 | 0-0 1/0 13:59 | 0-0 2/0 11:04 | MIN | 0-0 0/0 21:06 | MIN |
| Apr 17 | Vs CBJ | DND | 0-0 3/-1 21:52 | 0-0 1/-1 13:16 | 0-0 1/-1 10:00 | DND | 0-1 0/-1 20:33 | 1-0 2/0 18:12 |
| Apr 19 | @ CGY | DND | DND | 0-0 2/0 14:15 | 0-0 2/-2 10:01 | MIN | 0-0 3/-2 23:31 | 0-0 0/0 14:35 |
| Apr 21 | @ EDM | 0-0 0/0 6:22 | 0-1 0/0 21:40 | 0-0 1/0 18:34 | DND | MIN | INJ | 0-0 1/0 15:25 |
| Apr 22 | @ EDM | DND | 0-0 0/0 20:33 | 0-0 1/0 14:07 | 0-1 3/1 11:25 | MIN | INJ | 1-0 2/2 15:48 |
| Apr 25 | @ VAN | 1-0 (W) 2/1 9:37 | 0-1 1/1 20:29 | 0-0 3/1 17:07 | 1-0 3/0 14:20 | MIN | 0-0 0/0 17:34 | 0-0 0/0 16:35 |
| Apr 27 | Vs PHX | DND | 0-0 1/1 19:44 | 0-0 3/-1 13:24 | DND | DND | 0-0 2/-4 16:43 | DND |



ANAHEIM DUCKS

2012-13 PLAYER GAME-BY-GAME

| Date | Opp. | PALMEIRI #51 | ALLEN #55 | MAROON #62 | MCMILLAN #64 | ETEM #65 | RAKELL #67 | HOLLAND #74 |
|--------|--------|-------------------|----------------|----------------|-----------------|----------------|---------------|----------------|
| Jan 19 | @ VAN | 1-0 3/0 12:54 | 0-0 0/0 21:09 | MIN | MIN | MIN | 0-0 2/0 9:49 | DND |
| Jan 21 | @ CGY | 0-1 5/2 15:54 | 0-0 1/0 19:37 | MIN | MIN | MIN | 0-0 1/-1 8:11 | DND |
| Jan 25 | Vs VAN | 0-0 2/0 13:26 | 0-0 0/-1 20:59 | MIN | MIN | MIN | DND | 0-0 0/0 7:57 |
| Jan 26 | Vs NSH | 0-0 3/-1 11:13 | 0-0 1/1 18:56 | MIN | MIN | MIN | 0-0 0/-1 8:42 | DND |
| Jan 29 | @ S.J | 0-0 1/1 10:10 | 0-0 0/0 18:55 | MIN | MIN | 0-0 1/0 7:51 | 0-0 0/0 9:06 | MIN |
| Feb 1 | Vs MIN | 2-0 (W) 4/2 12:22 | 0-0 0/0 21:38 | MIN | MIN | 0-0 1/0 8:16 | DND | MIN |
| Feb 2 | Vs L.A | 1-0 (W) 3/0 8:55 | 0-1 1/1 16:19 | MIN | MIN | 0-2 0/0 7:04 | DND | MIN |
| Feb 4 | Vs S.J | 0-0 0/-1 12:31 | 0-0 1/-1 16:32 | MIN | MIN | 0-0 3/1 8:00 | DND | MIN |
| Feb 6 | @ COL | 0-0 1/0 13:11 | 0-0 0/0 18:54 | MIN | MIN | 0-0 1/1 14:14 | DND | MIN |
| Feb 8 | @ DAL | 0-0 0/0 13:19 | 0-0 1/0 15:24 | MIN | MIN | 0-0 0/-1 14:56 | DND | MIN |
| Feb 9 | @ STL | 0-0 2/-2 9:35 | 0-0 1/-1 16:27 | MIN | MIN | 0-0 0/1 6:28 | DND | MIN |
| Feb 12 | @ CHI | 0-0 2/0 16:14 | 0-0 1/0 18:12 | MIN | MIN | 0-0 0/-1 6:53 | DND | MIN |
| Feb 15 | @ DET | 0-0 1/-1 7:08 | 0-0 4/1 19:49 | 0-0 0/-1 8:15 | MIN | MIN | MIN | 0-0 4/1 13:24 |
| Feb 16 | @ NSH | 0-1 1/0 8:38 | 0-1 0/1 21:06 | 1-0 2/1 8:22 | MIN | MIN | MIN | 0-0 1/1 10:16 |
| Feb 18 | Vs CBJ | 0-0 2/0 11:12 | 0-0 2/-1 15:49 | 0-0 4/0 10:33 | MIN | MIN | MIN | 1-0 2/0 10:21 |
| Feb 24 | Vs COL | 0-0 2/-1 8:11 | 0-0 1/0 17:22 | 0-0 0/0 7:15 | MIN | MIN | MIN | 0-0 0/-2 7:38 |
| Feb 25 | @ L.A | 0-0 4/0 11:47 | 0-0 1/-1 18:44 | 0-0 1/0 8:05 | MIN | MIN | MIN | DND |
| Feb 27 | Vs NSH | 3-0 (W) 5/2 13:02 | 0-0 1/1 17:44 | 0-0 0/1 12:10 | MIN | 0-1 2/1 12:58 | MIN | MIN |
| Mar 1 | Vs MIN | 0-1 4/0 15:56 | 0-0 0/2 18:01 | 0-0 2/-1 8:07 | MIN | 0-0 1/-1 8:59 | MIN | MIN |
| Mar 2 | @ PHX | 0-0 0/0 2:59 | INJ | 0-0 0/0 7:44 | MIN | 0-0 0/0 8:38 | MIN | MIN |
| Mar 4 | @ PHX | INJ | INJ | 0-0 0/-1 7:49 | 0-0 0/-1 6:39 | 0-0 1/0 7:37 | MIN | MIN |
| Mar 6 | Vs PHX | INJ | INJ | MIN | 0-0 0/0 9:16 | 0-0 0/0 8:42 | MIN | 0-0 0/0 9:18 |
| Mar 8 | Vs CGY | INJ | INJ | MIN | DND | 0-1 1/1 11:39 | MIN | 0-0 2/1 11:12 |
| Mar 10 | Vs STL | INJ | INJ | MIN | 0-0 1/-1 8:38 | 0-0 1/0 8:15 | MIN | 0-0 1/0 14:03 |
| Mar 12 | @ MIN | INJ | 0-0 0/1 17:56 | 1-0 1/1 7:20 | 0-1 0/1 8:07 | 0-0 0/1 11:06 | MIN | 0-0 3/0 11:03 |
| Mar 14 | @ DAL | 0-0 0/0 13:57 | 0-0 0/0 22:25 | 0-0 1/0 9:21 | 0-0 0/0 10:04 | 0-0 2/0 12:55 | MIN | 0-1 0/1 12:25 |
| Mar 16 | @ STL | 0-0 4/0 13:51 | 0-1 2/0 19:59 | MIN | 0-0 1/0 9:43 | 0-0 3/0 10:32 | MIN | 0-0 2/0 13:19 |
| Mar 18 | Vs S.J | 0-1 2/0 14:00 | 0-1 0/0 18:47 | MIN | DND | 1-1 2/2 13:39 | MIN | 1-0 3/2 10:06 |
| Mar 20 | Vs CHI | 0-1 4/1 15:48 | 0-0 0/1 20:09 | MIN | DND | 0-0 0/0 13:28 | MIN | 1-0 1/1 13:59 |
| Mar 22 | Vs DET | 0-1 4/0 14:00 | 0-0 0/-3 18:19 | MIN | MIN | 0-0 2/-1 12:55 | MIN | 0-0 3/-1 14:23 |
| Mar 24 | Vs DET | 0-0 1/-1 12:17 | DND | MIN | MIN | 0-0 1/0 11:06 | MIN | 0-0 1/-1 13:55 |
| Mar 25 | Vs S.J | 0-0 2/-2 12:43 | 0-0 0/-3 16:05 | MIN | MIN | 1-0 3/1 16:18 | MIN | 0-0 0/1 14:17 |
| Mar 27 | @ S.J | 0-0 0/0 13:49 | 0-0 0/-1 17:29 | MIN | MIN | 0-0 2/0 11:13 | MIN | 0-0 1/0 14:33 |
| Mar 29 | @ CHI | 0-0 3/0 10:32 | 0-0 0/0 18:14 | MIN | MIN | 0-0 0/0 10:52 | MIN | 0-0 0/0 10:41 |
| Mar 31 | @ CBJ | 0-0 0/0 13:50 | 0-1 2/1 19:59 | MIN | MIN | 1-0 3/1 12:37 | MIN | DND |
| Apr 1 | @ DAL | 0-1 0/1 10:14 | 0-0 2/0 19:52 | MIN | MIN | 0-0 1/0 15:42 | MIN | 0-0 1/0 11:38 |
| Apr 3 | Vs DAL | 1-0 (W) 3/0 10:02 | 0-0 0/-2 20:01 | MIN | MIN | 0-0 0/-1 17:02 | MIN | 0-1 0/0 11:30 |
| Apr 5 | Vs DAL | 0-0 3/0 12:11 | 0-1 0/1 18:22 | MIN | MIN | 0-0 2/0 14:17 | MIN | 0-0 1/0 7:25 |
| Apr 7 | Vs L.A | 1-0 2/0 13:40 | 0-0 0/1 18:46 | MIN | MIN | 0-0 4/0 14:54 | MIN | DND |
| Apr 8 | Vs EDM | 0-0 3/0 12:33 | 0-0 0/1 19:36 | MIN | MIN | 0-0 0/0 9:23 | MIN | DND |
| Apr 10 | Vs COL | 0-1 1/0 13:29 | 0-0 0/0 23:32 | MIN | MIN | 0-0 1/0 13:14 | MIN | DND |
| Apr 13 | @ L.A | 0-0 3/0 15:06 | 0-0 0/1 20:53 | MIN | MIN | 0-0 0/1 14:26 | MIN | DND |
| Apr 17 | Vs CBJ | 0-1 2/1 14:43 | 0-0 0/0 16:30 | MIN | MIN | 0-0 4/0 12:28 | MIN | MIN |
| Apr 19 | @ CGY | 0-1 1/0 14:08 | 0-0 1/0 16:18 | MIN | MIN | 0-0 2/-1 11:29 | MIN | MIN |
| Apr 21 | @ EDM | 1-0 (W) 3/1 8:37 | 0-0 1/0 15:17 | MIN | MIN | 0-0 0/0 8:41 | MIN | MIN |
| Apr 22 | @ EDM | 0-0 3/0 15:16 | 0-0 0/2 19:50 | MIN | MIN | 0-1 0/1 14:55 | MIN | MIN |
| Apr 25 | @ VAN | 0-1 3/0 14:21 | DND | 0-0 2/0 13:54 | MIN | 0-0 4/1 11:51 | MIN | MIN |
| Apr 27 | Vs PHX | DND | 0-0 1/-1 18:21 | 0-1 8/-1 18:18 | MIN | DND | MIN | DND |

ANAHEIM DUCKS

2012-13 PLAYER GAME-BY-GAME



| Date | Opp. | SMITH-PELLEY #77 | HILLER #1 | FASTH #30 |
|--------|--------|---------------------|--------------|--------------|
| Jan 19 | @ VAN | 0-0 1/0 10:22 | 3/29W 60 | MIN |
| Jan 21 | @ CGY | 0-0 2/-1 8:23 | 4/25W 60 | DNP |
| Jan 25 | Vs VAN | 0-0 0/-1 7:03 | 5/34L 60 | DNP |
| Jan 26 | Vs NSH | DND | DNP | 2/21W 65 |
| Jan 29 | @ S.J | DND | 2/18O 65 | DNP |
| Feb 1 | Vs MIN | 0-0 1/0 7:25 | DNP | 1/27W 60 |
| Feb 2 | Vs L.A | 0-0 0/0 6:46 | 4/34W 60 | DNP |
| Feb 4 | Vs S.J | DND | DNP | 1/26W 60 |
| Feb 6 | @ COL | MIN | DNP | 0/31W 60 |
| Feb 8 | @ DAL | MIN | 2/16L 20 | 1/12 39 |
| Feb 9 | @ STL | MIN | INJ | 5/31W 65 |
| Feb 12 | @ CHI | MIN | INJ | 2/30W 65 |
| Feb 15 | @ DET | MIN | INJ | 2/28W 60 |
| Feb 16 | @ NSH | MIN | DNP | 2/34W 65 |
| Feb 18 | Vs CBJ | MIN | 2/27W 60 | DNP |
| Feb 24 | Vs COL | MIN | 3/23W 64 | DNP |
| Feb 25 | @ L.A | MIN | DNP | 4/24L 59 |
| Feb 27 | Vs NSH | MIN | DNP | 1/21W 60 |
| Mar 1 | Vs MIN | MIN | 2/33W 60 | DNP |
| Mar 2 | @ PHX | MIN | DNP | 4/37O 65 |
| Mar 4 | @ PHX | MIN | 4/40O 65 | DNP |
| Mar 6 | Vs PHX | MIN | 0/18W 60 | DNP |
| Mar 8 | Vs CGY | MIN | DNP | 0/29W 60 |
| Mar 10 | Vs STL | MIN | 2/31W 60 | INJ |
| Mar 12 | @ MIN | MIN | 1/31W 60 | INJ |
| Mar 14 | @ DAL | MIN | 1/34W 65 | INJ |
| Mar 16 | @ STL | MIN | 2/21O 60 | DNP |
| Mar 18 | Vs S.J | MIN | DNP | 3/35W 60 |
| Mar 20 | Vs CHI | MIN | 2/24W 60 | DNP |
| Mar 22 | Vs DET | MIN | 2/12 37 | 3/11L 23 |
| Mar 24 | Vs DET | MIN | 2/21L 59 | DNP |
| Mar 25 | Vs S.J | MIN | DNP | 4/38L 59 |
| Mar 27 | @ S.J | MIN | 4/29L 60 | DNP |
| Mar 29 | @ CHI | MIN | 1/26W 60 | DNP |
| Mar 31 | @ CBJ | MIN | 2/18O 64 | DNP |
| Apr 1 | @ DAL | MIN | DNP | 0/26W 60 |
| Apr 3 | Vs DAL | MIN | DNP | 2/25W 60 |
| Apr 5 | Vs DAL | MIN | DND | 3/25L 60 |
| Apr 7 | Vs L.A | MIN | DNP | 3/38W 65 |
| Apr 8 | Vs EDM | MIN | 1/28W 60 | DNP |
| Apr 10 | Vs COL | MIN | 4/16L 40 | 0/12 20 |
| Apr 13 | @ L.A | MIN | DNP | 2/18L 59 |
| Apr 17 | Vs CBJ | MIN | DNP | 3/28O 62 |
| Apr 19 | @ CGY | MIN | 2/30L 59 | INJ |
| Apr 21 | @ EDM | MIN | 1/28W 60 | DNP |
| Apr 22 | @ EDM | MIN | DNP | 0/24W 60 |
| Apr 25 | @ VAN | 0-0 0/0 13:28 | 1/29W 60 | DNP |
| Apr 27 | Vs PHX | 0-0 1/-2 9:31 | DNP | 4/30L 58 |



ANAHEIM DUCKS

2012-13 SEASON IN REVIEW

A RECORD-BREAKING SEASON: The Anaheim Ducks finished the season 30-12-6 (66 pts.), winning their second Pacific Division title (also 2007)...the Ducks finished with the best winning (points) percentage in club history (.688), besting the 2007 club (48-20-14, .671)...the 2012-13 Ducks also had the best points percentage in club history on the road with a 14-5-5 (.688) mark, also ahead of the 2007 team (22-14-5, .598)...the Ducks finished the season second in the Western Conference and third overall in the NHL (Chicago and Pittsburgh)...the club's third-place finish in the overall league standings was the highest in club history (the 2007 club finished fourth).

COMEBACKS: The Ducks rallied from deficits 15 times to win a game (13 times total last year over 82 games)...Anaheim went 12-10-2 when opponents scored first...the Ducks, Pittsburgh (11-6-0) and Chicago (10-5-4) were the first NHL teams since 2009-10 to have a record over .500 in such situations...the last team prior to this season was Bruce Boudreau's Washington Capitals (16-8-6 in 2009-10)...the Ducks lost only two games in regulation this year when scoring the first goal (18-2-4).

TEAM EFFORT: The Ducks finished the season ranked in the top 10 in goals-per game (eighth with 2.79) and goals-against per game (tied for ninth with 2.40)...the team's 2.40 goals-against average ranked as third-best in club history...Anaheim's 5-on-5 goals for/against ratio (1.28) ranked tied for fourth in the NHL...the club co-led the Western Conference (with Vancouver) and was tied for fourth in the NHL (along with NY Rangers) with six players scoring 10 goals-or-more (Getzlaf, Perry, Cogliano, Selanne, Ryan, Palmieri)...the Ducks were also tied for third in the NHL (Pittsburgh and St. Louis had 13 players) with 12 players scoring five goals-or-more (Beauchemin, Perry, Getzlaf, Winnik, Selanne, Koivu, Ryan, Bonino, Palmieri, Cogliano, Beleskey, Souray).

HOME SWEET HOME: Anaheim won 13 consecutive games at Honda Center from Jan. 26-Mar. 20, the longest home streak in franchise history...the consecutive wins matched the NHL's second-longest home win streak since 2009-10 (also Washington at 13 games in 2010-11 under Bruce Boudreau...Detroit had an NHL-record 23-game streak in 2011-12)... Ryan Getzlaf's 9-21=30 points earned at home ranked tied for third in the NHL.

ROAD WARRIORS: Anaheim completed its 2012-13 road schedule with a 14-5-5 record (33 points), the club's best road win percentage in club history (.688)...the Ducks had three players in the top 10 in plus/minus on the road....Andrew Cogliano (+16, T-3rd), Sheldon Souray (+13, T-7th) and Daniel Winnik (+12, T-9th)...Anaheim ranked third in the NHL in points earned on the road (Chicago, 38 and Pittsburgh, 36).

SOLID FINISH: The Ducks clinched the division and the conference's second seed on Apr. 22 in Edmonton...the club went 3-1-0 in its last four games, and 23-10-5 for 51 points in its last 38 games...the latter stretch included the third-longest point streak in club history at 12 games (9-0-3) from Feb. 27-Mar. 20.

SPECIAL TEAMS: The Ducks went 29-for-135 on the power play in 2012-13, good for fourth in the NHL...the club finished the season with power play goals in four consecutive contests, going 4-for-15 (26.7%) from Apr. 21-27...the club's 32.6% success rate in the month of February (14-for-43) ranked second in the NHL (Washington was first with 34.2%)...in April, the Ducks penalty kill went 38-for-42 (90.5%), ranking seventh in the NHL.

QUITE A MONTH: The Ducks completed February with an 11-2-0 record, equaling the franchise record for most wins in a single month...the club recorded 11 wins on two previous occasions, both in March (31 days): 11-4-1 in March, 2006 and 11-3-0 in March, 2011.

HERE TO STAY: On Mar. 8 and Mar. 18, Ryan Getzlaf and Corey Perry signed respective eight-year contract extensions through the 2020-21 season...Getzlaf led Anaheim in points, goals and assists (15-34=49), while ranking tied for 10th among NHL leaders in scoring and tied for eighth in assists...over his last 30 contests, he earned 11-26=37 points with a +7 rating...Getzlaf had a career-high 12-game scoring streak at Honda Center from Feb. 1-Mar. 20, scoring 7-15=22 points (+12)...Perry ranked second among team leaders with 36 points, led in PPG (5) and co-led in goals (15, with Getzlaf) and GWG (5, with Palmieri)...his five GWG ranked tied for sixth in the NHL...in addition, he had 14-16=30 points (+7) over his last 32 contests and 8-10=18 points over his last 17 at Honda Center...his 102 goals since the start of the 2010-11 season rank second only to Steven Stamkos (TB, 133).

DYNAMIC DUO: The Ducks and Chicago Blackhawks were the only NHL teams this season to have two goalies each win 15 games-or-more...Jonas Hiller and Viktor Fasth each won 15 games, while Chicago's Corey Crawford (19) and Ray Emery (17) led the Blackhawks.

HILLER STRONG: In his final seven starts, Jonas Hiller posted a 1.79 GAA (12 GA/403 MIN) and .931 SV% (163-of-175) with a 4-2-1 record...he allowed two-or-fewer goals in 17 of his 25 decisions, including 13 of the last 14...from Mar. 1 through the end of the regular season, Hiller's 1.94 GAA (34 GA/1049 MIN) ranked seventh in the NHL...at Honda Center, Hiller won eight of his last 10 decisions (8-2-0, one ND), posting a 2.32 GAA (24 GA/620 MIN) and a .910 SV% (243-of-267).

IMPRESSIVE DEBUT: Viktor Fasth went 15-5-2 in 24 games, ranking tied for 12th in the NHL in GAA (2.18), 13th in SV% (.921), and tied for sixth in shutouts (4)...he became the third NHL goaltender all-time to win his first eight-or-more career decisions, joining Ray Emery of Ottawa (NHL record 9-0-0 from 2003-05, 12 games) and Bob Froese of Philadelphia (8-0-0 in 1983)...Fasth was the first goalie to start a season 8-0-0 since Tim Thomas of Boston in 2010...the eight-game winning streak was the longest in the NHL since a nine-game streak by Marc-Andre Fleury of Pittsburgh from Feb. 21-Mar. 17, 2012...in team history, Fasth became the first goaltender to win his first eight decisions as a Duck (previous mark held by Ray Emery in 2010-11, six consecutive wins)...he also was the first goaltender to win his first four NHL appearances since Nolan Schaefer (with San Jose) won his first five games from Oct. 26-Nov. 4, 2005 (Fasth's streak was broken by no-decision in his fifth game in relief).

ANAHEIM DUCKS

2012-13 SEASON IN REVIEW



BEAUCHEMIN'S SOLID YEAR: Francois Beauchemin led club defensemen with 6-18=24 points in 48 games...his .50 points-per-game average matched his career high of .50 in 2005-06...his career-best +19 rating ranked tied for 11th in the NHL and co-led the Ducks (Souray)...he recorded 1-11=12 points (+11) in February, co-leading all NHL blueliners (also PIT's Martin & DET's Kronwall)...he averaged 23:27 TOI this season, leading the Ducks...he led the team in TOI in 38 of 48 games.

IT'S A PLUS: Defenseman Sheldon Souray ranked tied for 11th in the NHL with a career-best +19 rating...his .39 points-per-game average was highest mark since the 2008-09 season with Edmonton...with 7-10=17 points in 44 games, Souray ranked tied for second among NHL defensemen with three GWG and tied for 14th among all league blueliners in goals...in addition, he led Anaheim defensemen in goals and finished second in points...he recorded his 300th NHL point (assist) on Apr. 17 vs. Columbus.

IRON MAN: Andrew Cogliano, who was named Anaheim's nominee for the Bill Masterton Memorial Trophy by the PHLA on Apr. 24, ranked third on Anaheim in goals (13), tied for third in plus/minus (career-best +14 mark) and tied for third among NHL leaders in road plus/minus (+16)...his .48 points-per-game average was the second-highest of his career (.55 in 2007-08), while his .27 goals-per-game average was his best...Cogliano has appeared in 458 consecutive games, ranking third on the NHL's active Iron Man list behind only St. Louis' Jay Bouwmeester (635) and Vancouver's Henrik Sedin (629)...he has not missed a game since his NHL debut with Edmonton on Oct. 4, 2007.

#8: Teemu Selanne recorded two four-point games in 2012-13, just the third and fourth time an NHL player 42 years or older has accomplished the feat...Selanne scored 1-3=4 points on Feb. 9 at St. Louis (at 42 years, 326 days) and 2-2=4 points on Jan. 19 at Vancouver, joining Gordie Howe (42 years, 326 days) with 1-3=4 points for Detroit on Feb. 20, 1971 vs. Buffalo, and Tim Horton (42 years, 3 days) with 0-4=4 points for Pittsburgh on Jan. 15, 1972 vs. Philadelphia...in 1,387 career NHL games (WPG, ANA, SJ & COL), Selanne has scored 675-755=1,430 points with 251 PPG and 107 GWG...appearing in his 900th game as a Duck on Apr. 21 at Edmonton, Selanne now ranks 11th in all-time goals, tied for 40th in all-time assists, 15th in points, third in PPG and sixth in all-time GWG ...on Mar. 25 vs. San Jose, Selanne played his 1,373rd game to surpass Teppo Numminen for the most games played by a Finnish-born player in NHL history...he opened the 2012-13 season at 42 years, 6 months and 16 days as the oldest active player in the NHL and the oldest to ever compete in a Ducks uniform.

All-time Goals

| No. | Player | Games | GWG |
|-----|----------------------|--------------|------------|
| 9. | Mario Lemieux | 915 | 690 |
| 10. | Jaromir Jagr | 1,390 | 681 |
| 11. | Teemu Selanne | 1,387 | 675 |
| 12. | Luc Robitaille | 1,431 | 668 |

All-time Assists

| No. | Player | Games | GWG |
|-----|----------------------|--------------|------------|
| 38. | Chris Chelios | 1,651 | 763 |
| 39. | Bernie Federko | 1,000 | 761 |
| 40. | Teemu Selanne | 1,387 | 755 |
| | Doug Weight | 1,238 | 755 |

All-time Points

| No. | Player | Games | Goals | Assists | Points |
|-----|----------------------|--------------|------------|------------|--------------|
| 13 | Paul Coffey | 1,409 | 396 | 1,135 | 1,531 |
| 14. | Stan Mikita | 1,394 | 341 | 926 | 1,467 |
| 15. | Teemu Selanne | 1,387 | 675 | 755 | 1,430 |
| 16. | Bryan Trottier | 1,279 | 524 | 901 | 1,425 |

All-time PPG

| No. | Player | Games | GWG |
|-----|----------------------|--------------|------------|
| 1. | Dave Andreychuk | 1,639 | 274 |
| 2. | Brett Hull | 1,269 | 265 |
| 3. | Teemu Selanne | 1,387 | 251 |
| 4. | Phil Esposito | 1,282 | 249 |

All-time GWG

| No. | Player | Games | GWG |
|-----|----------------------|--------------|------------|
| 4. | Brett Hull | 1,269 | 110 |
| 5. | Brendan Shanahan | 1,524 | 109 |
| 6. | Teemu Selanne | 1,387 | 107 |



ANAHEIM DUCKS

2012-13 SEASON IN REVIEW

MILESTONES ACHIEVED:

Francois Beauchemin - 500th NHL game, Feb. 6 @ COL, 100th assist as a Duck, Apr. 10 vs. COL
 Matt Beleskey - 200th NHL game, Apr. 3 vs. DAL
 Nick Bonino - 100th NHL game, Feb. 18 vs. CBJ
 Andrew Cogliano - 100th game as a Duck, Feb. 27 vs. NSH
 Radek Dvorak - 1,200th NHL game, Apr. 27 vs. PHX
 Ryan Getzlaf - 500th NHL point, Mar. 8 vs. CGY
 Saku Koivu - 100th assist as a Duck, Feb. 15 @ DET; 800th NHL point, Apr. 3 vs. DAL
 Ben Lovejoy - 100th NHL game, Feb. 9 @ STL
 Luca Sbisa - 200th NHL game, Jan. 29 @ SJ
 Teemu Selanne - 900th game as a Duck, Apr. 21 @ EDM
 Sheldon Souray - 300th NHL point, Apr. 17 vs. CBJ
 David Steckel - 400th NHL game, Mar. 18 vs. SJ
 Daniel Winnik - 400th NHL game, Mar. 29 @ CHI

ANAHEIM DUCKS CAREER LEADERS:

Ducks ALL-TIME POINTS

| Player | Points |
|----------------------|------------|
| Teemu Selanne | 961 |
| Paul Kariya | 669 |
| Ryan Getzlaf | 521 |
| Corey Perry | 465 |
| Steve Rucchin | 432 |

Ducks ALL-TIME GOALS

| Player | Goals |
|----------------------|------------|
| Teemu Selanne | 448 |
| Paul Kariya | 300 |
| Corey Perry | 220 |
| Steve Rucchin | 153 |
| Ryan Getzlaf | 152 |

Ducks ALL-TIME ASSISTS

| Player | Assists |
|----------------------|------------|
| Teemu Selanne | 513 |
| Ryan Getzlaf | 369 |
| Paul Kariya | 369 |
| Steve Rucchin | 279 |
| Corey Perry | 245 |

Ducks ALL-TIME PP GOALS

| Player | Goals |
|----------------------|------------|
| Teemu Selanne | 178 |
| Paul Kariya | 107 |
| Corey Perry | 68 |
| Steve Rucchin | 58 |
| Ryan Getzlaf | 57 |

Ducks ALL-TIME PP POINTS

| Player | PPP |
|----------------------|------------|
| Teemu Selanne | 402 |
| Paul Kariya | 263 |
| Ryan Getzlaf | 214 |
| Corey Perry | 159 |
| Scott Niedermayer | 144 |

Ducks ALL-TIME GAMES

| Player | GP |
|----------------------|------------|
| Teemu Selanne | 901 |
| Steve Rucchin | 616 |
| Paul Kariya | 606 |
| Ruslan Salei | 594 |
| Corey Perry | 573 |

Ducks GAME-WINNING GOALS

| Player | GWG |
|----------------------|-----------|
| Teemu Selanne | 74 |
| Paul Kariya | 44 |
| Corey Perry | 41 |
| Ryan Getzlaf | 27 |
| Steve Rucchin | 23 |

Ducks PLUS/MINUS

| Player | +/- |
|----------------------|-------------|
| Teemu Selanne | +112 |
| Ryan Getzlaf | +81 |
| Chris Kunitz | +60 |
| Paul Kariya | +52 |
| Corey Perry | +47 |

Ducks SHORTHANDED GOALS

| Player | SHG |
|--------------------|----------|
| Paul Kariya | 16 |
| Samuel Pahlsson | 9 |
| Todd Marchant | 8 |
| Steve Rucchin | 6 |
| Joe Sacco | 6 |
| Corey Perry | 6 |

DEFENSEMEN

Ducks ALL-TIME POINTS

| Player | Points |
|----------------------------|------------|
| Scott Niedermayer | 264 |
| Oleg Tverdovsky | 170 |
| Chris Pronger | 150 |
| Francois Beauchemin | 139 |
| Fredrik Olausson | 127 |

Ducks ALL-TIME GOALS

| Player | Goals |
|----------------------------|-----------|
| Scott Niedermayer | 60 |
| Oleg Tverdovsky | 45 |
| Francois Beauchemin | 38 |
| Fredrik Olausson | 37 |
| Chris Pronger | 36 |

Ducks ALL-TIME ASSISTS

| Player | Assists |
|----------------------------|------------|
| Scott Niedermayer | 204 |
| Oleg Tverdovsky | 125 |
| Chris Pronger | 114 |
| Francois Beauchemin | 101 |
| Fredrik Olausson | 90 |

ANAHEIM DUCKS

2012-13 FINAL STATISTICS



| POS | NO. | Player | GP | TOI | G | A | P | +/- | PIM | PP | SH | GW | S | S% |
|-----|-----|---------------------|----|-------|----|----|----|-----|-----|----|----|----|-----|------|
| C | 15 | Ryan Getzlaf | 44 | 20:11 | 15 | 34 | 49 | +14 | 41 | 4 | 3 | 3 | 99 | 15.2 |
| R | 10 | Corey Perry | 44 | 19:04 | 15 | 21 | 36 | +10 | 72 | 5 | 0 | 5 | 128 | 11.7 |
| L | 9 | Bobby Ryan | 46 | 16:35 | 11 | 19 | 30 | +3 | 17 | 2 | 0 | 1 | 101 | 10.9 |
| C | 11 | Saku Koivu | 47 | 17:36 | 8 | 19 | 27 | +4 | 18 | 4 | 0 | 0 | 55 | 14.5 |
| R | 8 | Teemu Selanne | 46 | 15:41 | 12 | 12 | 24 | -10 | 28 | 3 | 0 | 1 | 96 | 12.5 |
| D | 23 | Francois Beauchemin | 48 | 23:27 | 6 | 18 | 24 | +19 | 22 | 1 | 0 | 0 | 74 | 8.1 |
| C | 7 | Andrew Cogliano | 48 | 15:22 | 13 | 10 | 23 | +14 | 6 | 0 | 2 | 1 | 79 | 16.5 |
| R | 51 | Kyle Palmieri | 42 | 12:19 | 10 | 11 | 21 | +2 | 9 | 2 | 0 | 5 | 92 | 10.9 |
| C | 34 | Daniel Winnik | 48 | 16:49 | 6 | 13 | 19 | +13 | 16 | 0 | 0 | 1 | 95 | 6.3 |
| D | 44 | Sheldon Souray | 44 | 20:55 | 7 | 10 | 17 | +19 | 52 | 2 | 0 | 3 | 80 | 8.8 |
| L | 39 | Matt Beleskey | 42 | 12:00 | 8 | 5 | 13 | +2 | 56 | 2 | 0 | 1 | 61 | 13.1 |
| C | 13 | Nick Bonino | 27 | 15:53 | 5 | 8 | 13 | -3 | 8 | 1 | 0 | 0 | 37 | 13.5 |
| D | 4 | Cam Fowler | 37 | 20:26 | 1 | 10 | 11 | -4 | 4 | 1 | 0 | 0 | 50 | 2.0 |
| R | 65 | *Emerson Etem | 38 | 11:27 | 3 | 7 | 10 | +7 | 9 | 0 | 0 | 0 | 48 | 6.3 |
| D | 6 | ^Ben Lovejoy | 32 | 18:13 | 0 | 10 | 10 | +6 | 29 | 0 | 0 | 0 | 51 | 0.0 |
| D | 5 | Luca Sbisa | 41 | 19:50 | 1 | 7 | 8 | 0 | 23 | 0 | 0 | 1 | 39 | 2.6 |
| D | 55 | Bryan Allen | 41 | 18:44 | 0 | 6 | 6 | +1 | 34 | 0 | 0 | 0 | 25 | 0.0 |
| D | 32 | Toni Lydman | 35 | 19:23 | 0 | 6 | 6 | -1 | 12 | 0 | 0 | 0 | 28 | 0.0 |
| C | 20 | ^David Steckel | 21 | 10:37 | 1 | 5 | 6 | +2 | 0 | 0 | 0 | 0 | 19 | 5.3 |
| C | 74 | *Peter Holland | 21 | 11:35 | 3 | 2 | 5 | +4 | 4 | 1 | 0 | 0 | 26 | 11.5 |
| R | 18 | Radek Dvorak | 9 | 13:08 | 4 | 0 | 4 | +2 | 2 | 0 | 0 | 1 | 17 | 23.5 |
| L | 62 | *Patrick Maroon | 13 | 9:47 | 2 | 1 | 3 | -1 | 10 | 0 | 0 | 0 | 21 | 9.5 |
| D | 45 | *Sami Vatanen | 8 | 15:49 | 2 | 0 | 2 | +3 | 0 | 1 | 0 | 0 | 6 | 33.3 |
| R | 25 | Brad Staubitz | 15 | 6:12 | 1 | 1 | 2 | 0 | 41 | 0 | 0 | 1 | 5 | 20.0 |
| C | 64 | Brandon McMillan | 6 | 8:44 | 0 | 1 | 1 | -1 | 2 | 0 | 0 | 0 | 2 | 0.0 |
| C | 19 | ^Matthew Lombardi | 7 | 13:25 | 0 | 0 | 0 | -2 | 4 | 0 | 0 | 0 | 5 | 0.0 |
| R | 77 | Devante Smith-Pelly | 7 | 8:59 | 0 | 0 | 0 | -4 | 0 | 0 | 0 | 0 | 5 | 0.0 |
| R | 67 | *Rickard Rakell | 4 | 8:57 | 0 | 0 | 0 | -2 | 0 | 0 | 0 | 0 | 3 | 0.0 |
| D | 40 | Jordan Hendry | 2 | 17:34 | 0 | 0 | 0 | 0 | 0 | 0 | 0 | 0 | 0 | 0.0 |

| NO. | PLAYER | GP | MIN | GAA | W | L | OT | SO | GA | SA | SV% | G | A | PIM |
|---------------|--------------|-----------|-------------|-------------|-----------|-----------|----------|----------|------------|-------------|-------------|----------|----------|----------|
| 1 | Jonas Hiller | 26 | 1498 | 2.36 | 15 | 6 | 4 | 1 | 59 | 675 | .913 | 0 | 1 | 2 |
| 31 | Viktor Fasth | 25 | 1428 | 2.18 | 15 | 6 | 2 | 4 | 52 | 661 | .921 | 0 | 0 | 0 |
| TOTALS | | 48 | 2936 | 2.35 | 30 | 12 | 6 | 5 | 115 | 1340 | .914 | 0 | 1 | 2 |

* Rookie

^ Acquired Midseason

Players Acquired Mid-Season

| POS | NO. | Player | TEAM | GP | TOI | G | A | P | +/- | PIM | PP | SH | GW | S | S% |
|-----|-----|------------------|--------------|-----------|--------------|----------|-----------|-----------|-----------|-----------|----------|----------|----------|-----------|------------|
| D | 6 | Ben Lovejoy | PIT | 3 | 13:36 | 0 | 0 | 0 | -2 | 0 | 0 | 0 | 0 | 7 | 0.0 |
| | | | ANA | 32 | 18:13 | 0 | 10 | 10 | +6 | 29 | 0 | 0 | 0 | 51 | 0.0 |
| | | | TOTAL | 33 | 17:42 | 0 | 10 | 10 | +4 | 29 | 0 | 0 | 0 | 58 | 0.0 |
| C | 19 | Matthew Lombardi | PHX | 21 | 14:08 | 4 | 4 | 8 | 0 | 4 | 1 | 0 | 1 | 39 | 10.3 |
| | | | ANA | 7 | 13:25 | 0 | 0 | 0 | -2 | 4 | 0 | 0 | 0 | 5 | 0.0 |
| | | | TOTAL | 28 | 13:57 | 4 | 4 | 8 | -2 | 8 | 1 | 0 | 1 | 44 | 9.1 |
| C | 20 | David Steckel | TOR | 13 | 7:04 | 0 | 1 | 1 | -2 | 0 | 0 | 0 | 0 | 4 | 0.0 |
| | | | ANA | 21 | 10:37 | 1 | 5 | 6 | +2 | 0 | 0 | 0 | 0 | 19 | 5.3 |
| | | | TOTAL | 34 | 9:15 | 1 | 6 | 7 | 0 | 4 | 0 | 0 | 0 | 23 | 4.3 |



ANAHEIM DUCKS

2012-13 HOME/ROAD STATS

| Player | Pos | HOME | | | | | ROAD | | | | | TOTALS | | | | |
|---------------------|-----|------|---|----|----|-----|------|----|----|----|-----|--------|----|----|----|-----|
| | | GP | G | A | P | +/- | GP | G | A | P | +/- | GP | G | A | P | +/- |
| Ryan Getzlaf | C | 21 | 9 | 21 | 30 | +12 | 23 | 6 | 13 | 19 | +2 | 44 | 15 | 34 | 49 | +14 |
| Corey Perry | R | 22 | 8 | 12 | 20 | +9 | 22 | 7 | 9 | 16 | +1 | 44 | 15 | 21 | 36 | +10 |
| Bobby Ryan | L | 24 | 6 | 12 | 18 | +4 | 22 | 5 | 7 | 12 | -1 | 46 | 11 | 19 | 30 | +3 |
| Saku Koivu | C | 24 | 2 | 9 | 11 | -5 | 23 | 6 | 10 | 16 | +9 | 47 | 8 | 19 | 27 | +4 |
| Teemu Selanne | R | 24 | 8 | 4 | 12 | -8 | 22 | 4 | 8 | 12 | -2 | 46 | 12 | 12 | 24 | -10 |
| Francois Beauchemin | D | 24 | 4 | 10 | 14 | +8 | 24 | 2 | 8 | 10 | +11 | 48 | 6 | 18 | 24 | +19 |
| Andrew Cogliano | C | 24 | 3 | 4 | 7 | -2 | 24 | 10 | 6 | 16 | +16 | 48 | 13 | 10 | 23 | +14 |
| Kyle Palmieri | R | 20 | 8 | 6 | 14 | 0 | 22 | 2 | 5 | 7 | +2 | 42 | 10 | 11 | 21 | +2 |
| Daniel Winnik | C | 24 | 2 | 6 | 8 | +1 | 24 | 4 | 7 | 11 | +12 | 48 | 6 | 13 | 19 | +13 |
| Sheldon Souray | D | 22 | 4 | 6 | 10 | +6 | 22 | 3 | 4 | 7 | +13 | 44 | 7 | 10 | 17 | +19 |
| Matt Beleskey | L | 22 | 2 | 3 | 5 | +3 | 20 | 6 | 2 | 8 | -1 | 42 | 8 | 5 | 13 | +2 |
| Nick Bonino | C | 12 | 4 | 2 | 6 | -2 | 15 | 1 | 6 | 7 | -1 | 27 | 5 | 8 | 13 | -3 |
| Cam Fowler | D | 21 | 0 | 5 | 5 | -2 | 16 | 1 | 5 | 6 | -2 | 37 | 1 | 10 | 11 | -4 |
| Emerson Etem | R | 19 | 2 | 6 | 8 | +3 | 19 | 1 | 1 | 2 | +4 | 38 | 3 | 7 | 10 | +7 |
| Ben Lovejoy | D | 14 | 0 | 4 | 4 | +3 | 18 | 0 | 6 | 6 | +3 | 32 | 0 | 10 | 10 | +6 |
| Luca Sbisa | D | 22 | 0 | 5 | 5 | +2 | 19 | 1 | 2 | 3 | -2 | 41 | 1 | 7 | 8 | 0 |
| Bryan Allen | D | 20 | 0 | 3 | 3 | -3 | 21 | 0 | 3 | 3 | +4 | 41 | 0 | 6 | 6 | +1 |
| Toni Lydman | D | 18 | 0 | 0 | 0 | -1 | 17 | 0 | 6 | 6 | 0 | 35 | 0 | 6 | 6 | -1 |
| David Steckel | C | 10 | 1 | 3 | 4 | -1 | 11 | 0 | 2 | 2 | +3 | 21 | 1 | 5 | 6 | +2 |
| Peter Holland | C | 13 | 3 | 1 | 4 | +1 | 8 | 0 | 1 | 1 | +3 | 21 | 3 | 2 | 5 | +4 |
| Radek Dvorak | R | 4 | 3 | 0 | 3 | +1 | 5 | 1 | 0 | 1 | +1 | 9 | 4 | 0 | 4 | +2 |
| Patrick Maroon | L | 5 | 0 | 1 | 1 | -1 | 8 | 2 | 0 | 2 | 0 | 13 | 2 | 1 | 3 | -1 |
| Sami Vatanen | D | 3 | 1 | 0 | 1 | +1 | 5 | 1 | 0 | 1 | +2 | 8 | 2 | 0 | 2 | +3 |
| Brad Staubitz | R | 6 | 0 | 1 | 1 | -1 | 9 | 1 | 0 | 1 | +1 | 15 | 1 | 1 | 2 | 0 |
| Brandon McMillan | L | 2 | 0 | 0 | 0 | -1 | 4 | 0 | 1 | 1 | 0 | 6 | 0 | 1 | 1 | -1 |
| Matthew Lombardi | C | 5 | 0 | 0 | 0 | -2 | 2 | 0 | 0 | 0 | 0 | 7 | 0 | 0 | 0 | -2 |
| Devante Smith-Pelly | R | 4 | 0 | 0 | 0 | -3 | 3 | 0 | 0 | 0 | -1 | 7 | 0 | 0 | 0 | -4 |
| Rickard Rakell | R | 1 | 0 | 0 | 0 | -1 | 3 | 0 | 0 | 0 | -1 | 4 | 0 | 0 | 0 | -2 |
| Jordan Hendry | D | - | - | - | - | - | 2 | 0 | 0 | 0 | 0 | 2 | 0 | 0 | 0 | 0 |

| Jonas Hiller | GP | W | L | OT | GA | MIN | SAVES | SHOTS | GAA | SV% |
|---------------|----|----|---|----|----|------|-------|-------|------|------|
| Home Totals | 12 | 8 | 3 | 0 | 29 | 679 | 272 | 301 | 2.56 | .904 |
| Road Totals | 14 | 7 | 3 | 4 | 30 | 819 | 344 | 374 | 2.20 | .920 |
| Season Totals | 26 | 15 | 6 | 4 | 59 | 1498 | 616 | 976 | 2.36 | .913 |

| Viktor Fasth | GP | W | L | OT | GA | MIN | SAVES | SHOTS | GAA | SV% |
|---------------|----|----|---|----|----|------|-------|-------|------|------|
| Home Totals | 14 | 8 | 4 | 1 | 30 | 772 | 336 | 366 | 2.33 | .918 |
| Road Totals | 11 | 7 | 2 | 1 | 22 | 656 | 273 | 295 | 2.01 | .925 |
| Season Totals | 25 | 15 | 6 | 2 | 52 | 1428 | 609 | 661 | 2.18 | .921 |

ANAHEIM DUCKS

2012-13 STATISTICAL BREAKDOWN



Team Records

| | |
|--------------------------------|------------------------------|
| Overall record/streak: | 30 - 12 - 6 / Lost 1 |
| Home record/streak: | 16 - 7 - 1 / Lost 1 |
| Road record/streak: | 14 - 5 - 5 / Win 3 / Undef 3 |
| Last 5 Games: | 3 - 2 - 0 |
| Last 10 Games: | 5 - 4 - 1 |
| 1-Goal Games: | 14 - 2 - 6 |
| 2-Goal Games | 7 - 5 |
| 3-Goal Games | 9 - 5 |
| Scoring first | 18 - 2 - 4 |
| Opponent scoring first | 12 - 10 - 2 |
| Leading after 1 period | 12 - 0 - 3 |
| Trailing after 1 period | 8 - 10 - 1 |
| Tied after 1 period | 10 - 2 - 2 |
| Leading after 2 periods | 17 - 0 - 2 |
| Trailing after 2 periods | 5 - 11 - 1 |
| Tied after 2 periods | 8 - 1 - 3 |
| OT Record - This Season: | 7 - 6 |
| OT Record - Franchise: | 109 - 114 - 107 |
| Shootout Record - This Season: | 6 - 3 |
| Shootout Record - Franchise: | 40 - 47 |
| Outshooting opponent: | 16 - 7 - 3 |
| Outshot by opponent: | 14 - 5 - 2 |
| Even shots: | 0 - 0 - 1 |
| vs. Northeast: | 0 - 0 - 0 |
| vs. Atlantic: | 0 - 0 - 0 |
| vs. Southeast: | 0 - 0 - 0 |
| vs. EASTERN CONFERENCE: | 0 - 0 - 0 |
| vs. Central: | 10 - 2 - 3 |
| vs. Pacific: | 8 - 7 - 3 |
| vs. Northwest: | 12 - 3 - 0 |
| vs. WESTERN CONFERENCE: | 30 - 12 - 6 |

Month by Month Record

| | W-L-OT | Points |
|----------------|----------------|-----------|
| January: | 3-1-1 | 7 |
| February: | 11-2-0 | 22 |
| March: | 9-4-4 | 22 |
| April: | 7-5-1 | 15 |
| Totals: | 30-12-6 | 66 |

Goals by Period

| | 1 | 2 | 3 | OT | T | Avg |
|----------------|----|----|----|----|-----|------------|
| Anaheim Ducks: | 36 | 51 | 46 | 1 | 134 | (2.8 avg.) |
| Opponents: | 44 | 32 | 36 | 3 | 115 | (2.4 avg.) |

Shots by Period

| | 1 | 2 | 3 | OT | T | Avg |
|----------------|-----|-----|-----|----|------|-------------|
| Anaheim Ducks: | 457 | 459 | 411 | 20 | 1347 | (28.1 avg.) |
| Opponents: | 431 | 457 | 418 | 34 | 1340 | (27.9 avg.) |



ANAHEIM DUCKS

2012-13 STATISTICAL BREAKDOWN

Power Play

| | G | Att | % |
|----------|----------|------------|------------------|
| Overall: | 29 | 135 | 21.5 (4th NHL) |
| Home: | 17 | 72 | 23.6 (7th NHL) |
| Road: | 12 | 63 | 19.0 (T-6th NHL) |

5 SHORT HANDED GOALS ALLOWED (T-25th NHL)

Penalty Killing

| | G | Att | % |
|----------|----------|------------|-------------------|
| Overall: | 30 | 162 | 81.5 (T-13th NHL) |
| Home: | 12 | 79 | 84.8 (14th NHL) |
| Road: | 18 | 83 | 78.3 (20th NHL) |

5 SHORT HANDED GOALS SCORED (T-4th NHL)

Penalties

| | GP | Min | Avg./Rank |
|--|-----------|------------|-------------------|
| | 48 | 535 | 11.1 (T-13th NHL) |

Goal Situations

| | For | Against |
|-----------------------|------------|----------------|
| 5 on 5: | 92 | 72 |
| 5 on 4: | 27 | 5 |
| 5 on 3: | 1 | 0 |
| 4 on 4: | 0 | 4 |
| 4 on 3: | 1 | 0 |
| 3 on 3: | 0 | 0 |
| 3 on 4: | 0 | 0 |
| 3 on 5: | 0 | 2 |
| 4 on 5: | 4 | 28 |
| Empty Net: | 9 | 4 |
| Penalty Shots: | 0 | 0 |
| Total: | 134 | 115 |

Individual Leaders

| | |
|------------------|--|
| Points: | R. GETZLAF (49),C. PERRY (36),B. RYAN (30) |
| Goals: | R. GETZLAF (15),C. PERRY (15),A. COGLIANO (13) |
| Assists: | R. GETZLAF (34),C. PERRY (21),S. KOIVU (19) |
| PP Goals: | C. PERRY (5),S. KOIVU (4),R. GETZLAF (4) |
| SH Goals: | R. GETZLAF (3),A. COGLIANO (2) |
| GW Goals: | C. PERRY (5),K. PALMIERI (5),S. SOURAY (3) |
| 3+ Goals: | N. BONINO(1),K. PALMIERI(1),A. COGLIANO(1) |
| PIM: | C. PERRY (72),M. BELESKEY (56),S. SOURAY (52) |
| Shots: | C. PERRY (128),B. RYAN (101),R. GETZLAF (99) |
| +/-: | S. SOURAY (+19),F. BEAUCHEMIN (+19),R. GETZLAF (+14) |

ANAHEIM DUCKS

2012-13 STATISTICAL BREAKDOWN



Shootout

| Shooter | G/S | % | GDG |
|-----------------|-------|------|-----|
| Ryan Getzlaf | 3 / 4 | 75.0 | 0 |
| Saku Koivu | 2 / 3 | 66.7 | 1 |
| Corey Perry | 5 / 8 | 62.5 | 3 |
| Nick Bonino | 3 / 5 | 60.0 | 1 |
| Bobby Ryan | 2 / 5 | 40.0 | 1 |
| Teemu Selanne | 0 / 4 | 0.0 | 0 |
| Andrew Cogliano | 0 / 1 | 0.0 | 0 |

| Goaltender | Rec. | G/S | % |
|--------------|-------|------|------|
| Jonas Hiller | 1 - 2 | 3/10 | .700 |
| Viktor Fasth | 5 - 1 | 7/20 | .650 |

Power Play

| Player | G | A | P |
|---------------------|---|----|----|
| Ryan Getzlaf | 4 | 11 | 15 |
| Corey Perry | 5 | 5 | 10 |
| Saku Koivu | 4 | 4 | 8 |
| Francois Beauchemin | 1 | 7 | 8 |
| Teemu Selanne | 3 | 4 | 7 |
| Bobby Ryan | 2 | 4 | 6 |
| Cam Fowler | 1 | 5 | 6 |
| Sheldon Souray | 2 | 3 | 5 |
| Kyle Palmieri | 2 | 1 | 3 |
| Nick Bonino | 1 | 2 | 3 |
| Ben Lovejoy | 0 | 3 | 3 |
| Luca Sbisa | 0 | 3 | 3 |
| Matt Beleskey | 2 | 0 | 2 |
| Sami Vatanen | 1 | 0 | 1 |

Short Handed

| Player | G | A | P |
|-----------------|---|---|---|
| Ryan Getzlaf | 3 | 0 | 3 |
| Andrew Cogliano | 2 | 0 | 2 |
| Emerson Etem | 0 | 2 | 2 |
| Toni Lydman | 0 | 1 | 1 |
| Corey Perry | 0 | 1 | 1 |
| Ben Lovejoy | 0 | 1 | 1 |



ANAHEIM DUCKS

2012-13 HIGHS AND LOWS

Goals by Period - Highs and Lows

Ducks

| | | | |
|------|--|-----------------------------------|--|
| | 1st | 2nd | 3rd |
| High | 3, three times (last: 2/27/13 vs. NSH) | 4 (1/19/13 @ VAN) | 3, three times (last: 3/20/13 vs. CHI) |
| Low | 0, 23 times (last: 4/25/13 @ VAN) | 0, 16 times (last: 4/22/13 @ EDM) | 0, 16 times (last: 4/13/13 @ LA) |

Opponents

| | | | |
|------|-------------------------------------|-----------------------------------|-----------------------------------|
| | 1st | 2nd | 3rd |
| High | 3, four times (last: 4/19/13 @ CGY) | 3 (4/10/13 vs. COL) | 3 (2/25/13 @ LA) |
| Low | 0, 19 times (last: 4/25/13 @ VAN) | 0, 25 times (last: 4/25/13 @ VAN) | 0, 23 times (last: 4/22/13 @ EDM) |

Shots by Period - Highs and Lows

Ducks

| | | | | |
|------|----------------------|----------------------|----------------------|---------------------------------------|
| | 1st | 2nd | 3rd | OT |
| High | 17 (4/27/13 vs. PHX) | 22 (2/24/13 vs. COL) | 23 (4/27/13 vs. PHX) | 4 (2/24/13 vs. COL) |
| Low | 1 (4/13/13 @ LA) | 3 (1/21/13 @ CGY) | 1 (2/8/13 @ DAL) | 0, four times (last: 4/17/13 vs. CBJ) |

Opponents

| | | | | |
|------|--------------------------------------|-----------------------------------|------------------------------------|---------------------------------------|
| | 1st | 2nd | 3rd | OT |
| High | 16, two times (last: 4/5/13 vs. DAL) | 21 (3/25/13 vs. SJ) | 20 (4/25/13 @ VAN) | 5 (3/4/13 @ PHX) |
| Low | 3 (3/6/13 vs. PHX) | 3, two times (last: 4/13/13 @ LA) | 1, two times (last: 3/31/13 @ CBJ) | 1, four times (last: 4/17/13 vs. CBJ) |

2012-13 Ducks Record by Days of the Week:

| | | | | | | |
|------------|-------------|------------|--------------|------------|------------|------------|
| Mon. 7-2-2 | Tues. 2-0-0 | Wed. 5-2-1 | Thurs. 2-0-0 | Fri. 5-5-0 | Sat. 5-2-2 | Sun. 4-1-1 |
|------------|-------------|------------|--------------|------------|------------|------------|

Ducks Record This Season When:

| | | | |
|-----------------------------|----------------|------------------------------|----------------|
| Scoring no goals: | 0-2-0 | Allowing no goals: | 5-0-0 |
| Scoring one goal: | 0-7-2 | Allowing one goal: | 9-0-0 |
| Scoring two goals: | 6-1-2 | Allowing two goals: | 9-2-2 |
| Scoring three goals: | 10-2-0 | Allowing three goals: | 4-3-2 |
| Scoring four goals: | 6-0-2 | Allowing four goals: | 2-3-0 |
| Scoring five goals or more: | 8-0-0 | Allowing five goals or more: | 1-4-2 |
| Overall | 30-12-6 | Overall | 30-12-6 |

Ducks Miscellaneous Records:

| | | | |
|-------------------------------|--------|------------------------------------|---------|
| When scoring a PP goal: | 15-3-3 | When not scoring a PP goal: | 15-9-3 |
| Not allowing a PP goal: | 16-4-4 | Allowing a PP goal: | 14-8-2 |
| Winning 50% or more faceoffs: | 10-4-0 | Winning less than 50% of faceoffs: | 20-8-6 |
| Day Games (before 5 pm): | 0-0-0 | Night Games | 30-12-6 |
| First Game of back-to-back: | 6-3-1 | Second Game of back-to-back: | 7-2-1 |

Breakdown of Ducks Results - 2012-13

| | RECORD | | | | GOALS | | POWER PLAY | | | PENALTY KILLING | | |
|-----------------|-----------|-----------|----------|-----------|-------------|-------------|------------|------------|-------------|-----------------|------------|-------------|
| | W | L | OT | PTS | GF | GA | PPG | ATT | % | PPGA | TSH | % |
| Games 1-10: | 7 | 2 | 1 | 15 | 32 | 25 | 8 | 33 | 24.2 | 11 | 38 | 71.1 |
| Games 11-20: | 8 | 1 | 1 | 17 | 35 | 28 | 10 | 29 | 34.5 | 6 | 32 | 81.3 |
| Games 21-30: | 7 | 1 | 2 | 16 | 28 | 20 | 2 | 23 | 8.7 | 6 | 32 | 81.3 |
| Games 31-40: | 5 | 4 | 1 | 11 | 22 | 23 | 4 | 26 | 15.4 | 4 | 33 | 87.9 |
| Games 41-48: | 3 | 4 | 1 | 7 | 17 | 19 | 5 | 24 | 20.8 | 3 | 27 | 88.9 |
| Overall: | 30 | 12 | 6 | 66 | 134* | 115* | 29 | 135 | 21.5 | 30 | 162 | 81.5 |

*Does not include shootout goals

ANAHEIM DUCKS

GAME-BY-GAME SUMMARY



| # | Date | Team | W-L-OT | Record | GF-GA | Scorers | W | Goal | PP | PK | SF-SA | W-L | Gltdr. | Attend. |
|----|------------|-------|--------|----------|-------|------------------------|----|------|-----|-------|---------|--------|--------|---------|
| 1 | 01/19/2013 | @ VAN | W | 01-00-00 | 7-3 | 34,44p,34,10p,51,8p,8 | 10 | 3-3 | 2-4 | 26-29 | 1 / 35 | 18910+ | | |
| 2 | 01/21/2013 | @ CGY | W | 02-00-00 | 5-4 | 15,11,34,34,15 | 15 | 0-2 | 1-3 | 24-25 | 1 / 34 | 19289+ | | |
| 3 | 01/25/2013 | VAN | L | 02-01-00 | 0-5 | | 22 | 0-2 | 6-9 | 30-34 | 35 / 1 | 17529+ | | |
| 4 | 01/26/2013 | NSH | W** | 03-01-00 | 3-2 | 9,34 | 10 | 0-4 | 3-3 | 22-21 | 30 / 35 | 17174+ | | |
| 5 | 01/29/2013 | @ SJS | O** | 03-01-01 | 2-3 | 23,39 | 26 | 0-4 | 2-2 | 30-18 | 31 / 1 | 17562+ | | |
| 6 | 02/01/2013 | MIN | W | 04-01-01 | 3-1 | 51,51,9p | 51 | 1-2 | 1-1 | 31-27 | 30 / 32 | 13007 | | |
| 7 | 02/02/2013 | LAK | W | 05-01-01 | 7-4 | 13,13,15,44p,51p,13p,8 | 51 | 3-4 | 2-4 | 25-34 | 1 / 45 | 17436+ | | |
| 8 | 02/04/2013 | SJS | W | 06-01-01 | 2-1 | 11,44 | 44 | 0-6 | 6-6 | 32-26 | 30 / 1 | 14324 | | |
| 9 | 02/06/2013 | @ COL | W | 07-01-01 | 3-0 | 44,11p,23 | 44 | 1-3 | 1-1 | 20-31 | 30 / 1 | 13776 | | |
| 10 | 02/08/2013 | @ DAL | L | 07-02-01 | 1-3 | 13 | 14 | 0-3 | 3-5 | 21-28 | 32 / 1 | 18112 | | |
| 11 | 02/09/2013 | @ STL | W** | 08-02-01 | 6-5 | 9,8,7,9,11 | 13 | 0-1 | 0-2 | 23-31 | 30 / 1 | 18835 | | |
| 12 | 02/12/2013 | @ CHI | W** | 09-02-01 | 3-2 | 15p,7 | 10 | 1-5 | 5-6 | 31-30 | 30 / 50 | 21188+ | | |
| 13 | 02/15/2013 | @ DET | W | 10-02-01 | 5-2 | 39,10,7,9,7 | 7 | 0-3 | 3-4 | 37-28 | 30 / 35 | 20066+ | | |
| 14 | 02/16/2013 | @ NSH | W** | 11-02-01 | 3-2 | 39,62 | 10 | 0-2 | 5-5 | 22-34 | 30 / 35 | 17322+ | | |
| 15 | 02/18/2013 | CBJ | W | 12-02-01 | 3-2 | 74p,15,10p | 10 | 2-3 | 3-3 | 29-27 | 1 / 72 | 14713 | | |
| 16 | 02/24/2013 | COL | W* | 13-02-01 | 4-3 | 10,8p,15p,10p | 10 | 3-5 | 4-5 | 39-23 | 1 / 35 | 17174+ | | |
| 17 | 02/25/2013 | @ LAK | L | 13-03-01 | 2-5 | 7,11p | 26 | 1-3 | 1-2 | 26-25 | 32 / 30 | 18118+ | | |
| 18 | 02/27/2013 | NSH | W | 14-03-01 | 5-1 | 13,51,51,51p,11p | 51 | 2-3 | 2-2 | 28-21 | 30 / 35 | 13630 | | |
| 19 | 03/01/2013 | MIN | W | 15-03-01 | 3-2 | 15,8,39 | 39 | 0-1 | 3-3 | 29-33 | 1 / 35 | 15264 | | |
| 20 | 03/02/2013 | @ PHX | O** | 15-03-02 | 4-5 | 7,7,7,11p | 15 | 1-3 | 0-0 | 35-37 | 41 / 30 | 15227 | | |
| 21 | 03/04/2013 | @ PHX | O** | 15-03-03 | 4-5 | 39,15s,10p,9 | 23 | 1-2 | 3-4 | 31-40 | 41 / 1 | 11024 | | |
| 22 | 03/06/2013 | PHX | W | 16-03-03 | 2-0 | 10,15 | 10 | 0-1 | 3-3 | 24-18 | 1 / 1 | 13456 | | |
| 23 | 03/08/2013 | CGY | W | 17-03-03 | 4-0 | 34,9,44,15 | 34 | 0-0 | 2-2 | 24-29 | 30 / 34 | 15839 | | |
| 24 | 03/10/2013 | STL | W | 18-03-03 | 4-2 | 7s,9,10p,10 | 10 | 1-7 | 2-3 | 22-31 | 1 / 41 | 17174+ | | |
| 25 | 03/12/2013 | @ MIN | W | 19-03-03 | 2-1 | 62,5 | 5 | 0-3 | 4-5 | 21-31 | 1 / 32 | 18808+ | | |
| 26 | 03/14/2013 | @ DAL | W** | 20-03-03 | 2-1 | 7 | 9 | 0-3 | 5-5 | 30-34 | 1 / 32 | 15775 | | |
| 27 | 03/16/2013 | @ STL | O* | 20-03-04 | 1-2 | 11 | 25 | 0-2 | 2-3 | 28-21 | 34 / 1 | 19593+ | | |
| 28 | 03/18/2013 | SJS | W | 21-03-04 | 5-3 | 23,74,65,15s,23 | 15 | 0-1 | 3-3 | 28-35 | 30 / 31 | 14441 | | |
| 29 | 03/20/2013 | CHI | W | 22-03-04 | 4-2 | 74,9,8,44 | 8 | 0-1 | 1-2 | 26-24 | 1 / 50 | 17610+ | | |
| 30 | 03/22/2013 | DET | L | 22-04-04 | 1-5 | 8 | 13 | 0-3 | 1-2 | 34-23 | 35 / 30 | 17174+ | | |
| 31 | 03/24/2013 | DET | L | 22-05-04 | 1-2 | 15p | 20 | 1-3 | 4-5 | 34-21 | 35 / 1 | 17427+ | | |
| 32 | 03/25/2013 | SJS | L | 22-06-04 | 3-5 | 65,23,10 | 15 | 0-2 | 5-5 | 27-39 | 31 / 30 | 16083 | | |
| 33 | 03/27/2013 | @ SJS | L | 22-07-04 | 0-4 | | 8 | 0-2 | 2-3 | 22-29 | 31 / 1 | 17562+ | | |
| 34 | 03/29/2013 | @ CHI | W | 23-07-04 | 2-1 | 10,44 | 44 | 0-1 | 3-4 | 24-26 | 1 / 30 | 22105+ | | |
| 35 | 03/31/2013 | @ CBJ | O* | 23-07-05 | 1-2 | 65 | 55 | 0-2 | 1-1 | 30-18 | 72 / 1 | 13185 | | |
| 36 | 04/01/2013 | @ DAL | W | 24-07-05 | 4-0 | 9p,10,39,8 | 9 | 1-2 | 4-4 | 30-26 | 30 / 32 | 13748 | | |
| 37 | 04/03/2013 | DAL | W | 25-07-05 | 5-2 | 18,8p,51,15,7 | 51 | 1-1 | 0-0 | 27-25 | 30 / 32 | 15165 | | |
| 38 | 04/05/2013 | DAL | L | 25-08-05 | 1-3 | 7 | 24 | 0-4 | 6-6 | 28-25 | 32 / 30 | 16884 | | |
| 39 | 04/07/2013 | LAK | W** | 26-08-05 | 4-3 | 51,10,39p | 11 | 1-4 | 1-2 | 22-38 | 30 / 45 | 17494+ | | |
| 40 | 04/08/2013 | EDM | W | 27-08-05 | 2-1 | 18,18 | 18 | 0-5 | 3-3 | 38-28 | 1 / 40 | 15148 | | |
| 41 | 04/10/2013 | COL | L | 27-09-05 | 1-4 | 8 | 92 | 0-3 | 1-2 | 22-28 | 35 / 1 | 14646 | | |
| 42 | 04/13/2013 | @ LAK | L | 27-10-05 | 1-2 | 15s | 10 | 0-1 | 5-6 | 20-18 | 32 / 30 | 18473+ | | |
| 43 | 04/17/2013 | CBJ | O* | 27-10-06 | 2-3 | 45p,20 | 51 | 1-3 | 3-3 | 28-28 | 72 / 30 | 15074 | | |
| 44 | 04/19/2013 | @ CGY | L | 27-11-06 | 1-3 | 10 | 16 | 0-2 | 3-3 | 33-31 | 34 / 1 | 19289+ | | |
| 45 | 04/21/2013 | @ EDM | W | 28-11-06 | 3-1 | 4p,51,10 | 51 | 1-5 | 4-4 | 30-28 | 1 / 40 | 16839+ | | |
| 46 | 04/22/2013 | @ EDM | W | 29-11-06 | 3-0 | 15p,18,45 | 15 | 1-3 | 3-3 | 28-24 | 30 / 35 | 16839+ | | |
| 47 | 04/25/2013 | @ VAN | W | 30-11-06 | 3-1 | 39p,25,7s | 25 | 1-3 | 3-4 | 30-29 | 1 / 1 | 18910+ | | |
| 48 | 04/27/2013 | PHX | L | 30-12-06 | 3-5 | 8,23p,9 | 17 | 1-4 | 2-2 | 46-31 | 1 / 30 | 17442+ | | |

(* = Overtime, ** = Shootout, + = Sellout)



ANAHEIM DUCKS

2012-13 HOME GAME-BY-GAME

| # | Date | Team | W-L-OT | Record | Home Record | GF-GA | Scorers | W Goal | PP | PK | SF-SA | W-L Gtldr. | Attend. |
|----|------------|------|--------|----------|-------------|-------|------------------------|--------|-----|-----|-------|------------|---------|
| 1 | 01/25/2013 | VAN | L | 02-01-00 | 00-01-00 | 0-5 | | 22 | 0-2 | 6-9 | 30-34 | 35 / 1 | 17529+ |
| 2 | 01/26/2013 | NSH | W** | 03-01-00 | 01-01-00 | 3-2 | 9,34 | 10 | 0-4 | 3-3 | 22-21 | 30 / 35 | 17174+ |
| 3 | 02/01/2013 | MIN | W | 04-01-01 | 02-01-00 | 3-1 | 51,51,9p | 51 | 1-2 | 1-1 | 31-27 | 30 / 32 | 13007 |
| 4 | 02/02/2013 | LAK | W | 05-01-01 | 03-01-00 | 7-4 | 13,13,15,44p,51p,13p,8 | 51 | 3-4 | 2-4 | 25-34 | 1 / 45 | 17436+ |
| 5 | 02/04/2013 | SJS | W | 06-01-01 | 04-01-00 | 2-1 | 11,44 | 44 | 0-6 | 6-6 | 32-26 | 30 / 1 | 14324 |
| 6 | 02/18/2013 | CBJ | W | 12-02-01 | 05-01-00 | 3-2 | 74p,15,10p | 10 | 2-3 | 3-3 | 29-27 | 1 / 72 | 14713 |
| 7 | 02/24/2013 | COL | W* | 13-02-01 | 06-01-00 | 4-3 | 10,8p,15p,10p | 10 | 3-5 | 4-5 | 39-23 | 1 / 35 | 17174+ |
| 8 | 02/27/2013 | NSH | W | 14-03-01 | 07-01-00 | 5-1 | 13,51,51,51p,11p | 51 | 2-3 | 2-2 | 28-21 | 30 / 35 | 13630 |
| 9 | 03/01/2013 | MIN | W | 15-03-01 | 08-01-00 | 3-2 | 15,8,39 | 39 | 0-1 | 3-3 | 29-33 | 1 / 35 | 15264 |
| 10 | 03/06/2013 | PHX | W | 16-03-03 | 09-01-00 | 2-0 | 10,15 | 10 | 0-1 | 3-3 | 24-18 | 1 / 1 | 13456 |
| 11 | 03/08/2013 | CGY | W | 17-03-03 | 10-01-00 | 4-0 | 34,9,44,15 | 34 | 0-0 | 2-2 | 24-29 | 30 / 34 | 15839 |
| 12 | 03/10/2013 | STL | W | 18-03-03 | 11-01-00 | 4-2 | 7s,9,10p,10 | 10 | 1-7 | 2-3 | 22-31 | 1 / 41 | 17174+ |
| 13 | 03/18/2013 | SJS | W | 21-03-04 | 12-01-00 | 5-3 | 23,74,65,15s,23 | 15 | 0-1 | 3-3 | 28-35 | 30 / 31 | 14441 |
| 14 | 03/20/2013 | CHI | W | 22-03-04 | 13-01-00 | 4-2 | 74,9,8,44 | 8 | 0-1 | 1-2 | 26-24 | 1 / 50 | 17610+ |
| 15 | 03/22/2013 | DET | L | 22-04-04 | 13-02-00 | 1-5 | 8 | 13 | 0-3 | 1-2 | 34-23 | 35 / 30 | 17174+ |
| 16 | 03/24/2013 | DET | L | 22-05-04 | 13-03-00 | 1-2 | 15p | 20 | 1-3 | 4-5 | 34-21 | 35 / 1 | 17427+ |
| 17 | 03/25/2013 | SJS | L | 22-06-04 | 13-04-00 | 3-5 | 65,23,10 | 15 | 0-2 | 5-5 | 27-39 | 31 / 30 | 16083 |
| 18 | 04/03/2013 | DAL | W | 25-07-05 | 14-04-00 | 5-2 | 18,8p,51,15,7 | 51 | 1-1 | 0-0 | 27-25 | 30 / 32 | 15165 |
| 19 | 04/05/2013 | DAL | L | 25-08-05 | 14-05-00 | 1-3 | 7 | 24 | 0-4 | 6-6 | 28-25 | 32 / 30 | 16884 |
| 20 | 04/07/2013 | LAK | W** | 26-08-05 | 15-05-00 | 4-3 | 51,10,39p | 11 | 1-4 | 1-2 | 22-38 | 30 / 45 | 17494+ |
| 21 | 04/08/2013 | EDM | W | 27-08-05 | 16-05-00 | 2-1 | 18,18 | 18 | 0-5 | 3-3 | 38-28 | 1 / 40 | 15148 |
| 22 | 04/10/2013 | COL | L | 27-09-05 | 16-06-00 | 1-4 | 8 | 92 | 0-3 | 1-2 | 22-28 | 35 / 1 | 14646 |
| 23 | 04/17/2013 | CBJ | O* | 27-10-06 | 16-06-01 | 2-3 | 45p,20 | 51 | 1-3 | 3-3 | 28-28 | 72 / 30 | 15074 |
| 24 | 04/27/2013 | PHX | L | 27-11-06 | 16-07-01 | 3-5 | 8,23p,9 | 17 | 1-4 | 2-2 | 46-31 | 1 / 30 | 17442+ |

(* = Overtime, ** = Shootout, + = Sellout)

2012-13 Home Highs:

| | | |
|---------------------------------------|----------|--|
| Longest Home Winning Streak: | 13 games | Jan. 26-Mar. 20 (13-0-0) |
| Longest Home Standings Points Streak: | 13 games | Jan. 26-Mar. 20 (13-0-0) |
| Longest Home Losing Streak: | 3 games | Mar. 22-25 (0-3-0) |
| Most Goals For: | 7 goals | Feb. 2 vs. LA (7-4) |
| Most Goals Against: | 5 goals | Four times, last: Apr. 27 vs. PHX |
| Largest Margin of Victory: | 4 goals | Two times, last: Mar. 8 vs. CGY (4-0) |
| Largest Margin of Defeat: | 5 goals | Jan. 25 vs. VAN (0-5) |
| Longest Home Shutout Sequence: | 135:31 | Mar. 1-10 |
| Longest Home Goal-Scoring Streak: | 3 games | Ryan Getzlaf, Mar. 1-8 (3-2=5) |
| Longest Home Point Scoring Streak: | 12 games | Ryan Getzlaf, Feb. 1-Mar. 20 (7-15=21) |

ANAHEIM DUCKS

2012-13 ROAD GAME-BY-GAME



| # | Date | Team | W-L-OT | Record | Road Record | GF-GA | Scorers | W Goal | PP | PK | SF-SA | W-L Gltdr. | Attend. |
|----|------------|-------|--------|----------|-------------|-------|-----------------------|--------|-----|-----|-------|------------|---------|
| 1 | 01/19/2013 | @ VAN | W | 01-00-00 | 01-00-00 | 7-3 | 34,44p,34,10p,51,8p,8 | 10 | 3-3 | 2-4 | 26-29 | 1 / 35 | 18910+ |
| 2 | 01/21/2013 | @ CGY | W | 02-00-00 | 02-00-00 | 5-4 | 15,11,34,34,15 | 15 | 0-2 | 1-3 | 24-25 | 1 / 34 | 19289+ |
| 3 | 01/29/2013 | @ SJS | O** | 03-01-01 | 02-00-01 | 2-3 | 23,39 | 26 | 0-4 | 2-2 | 30-18 | 31 / 1 | 17562+ |
| 4 | 02/06/2013 | @ COL | W | 07-01-01 | 03-00-01 | 3-0 | 44,11p,23 | 44 | 1-3 | 1-1 | 20-31 | 30 / 1 | 13776 |
| 5 | 02/08/2013 | @ DAL | L | 07-02-01 | 03-01-01 | 1-3 | 13 | 14 | 0-3 | 3-5 | 21-28 | 32 / 1 | 18112 |
| 6 | 02/09/2013 | @ STL | W** | 08-02-01 | 04-01-01 | 6-5 | 9,8,7,9,11 | 13 | 0-1 | 0-2 | 23-31 | 30 / 1 | 18835 |
| 7 | 02/12/2013 | @ CHI | W** | 09-02-01 | 05-01-01 | 3-2 | 15p,7 | 10 | 1-5 | 5-6 | 31-30 | 30 / 50 | 21188+ |
| 8 | 02/15/2013 | @ DET | W | 10-02-01 | 06-01-01 | 5-2 | 39,10,7,9,7 | 7 | 0-3 | 3-4 | 37-28 | 30 / 35 | 20066+ |
| 9 | 02/16/2013 | @ NSH | W** | 11-02-01 | 07-01-01 | 3-2 | 39,62 | 10 | 0-2 | 5-5 | 22-34 | 30 / 35 | 17322+ |
| 10 | 02/25/2013 | @ LAK | L | 13-03-01 | 07-02-01 | 2-5 | 7,11p | 26 | 1-3 | 1-2 | 26-25 | 32 / 30 | 18118+ |
| 11 | 03/02/2013 | @ PHX | O** | 15-03-02 | 07-02-02 | 4-5 | 7,7,7,11p | 15 | 1-3 | 0-0 | 35-37 | 41 / 30 | 15227 |
| 12 | 03/04/2013 | @ PHX | O** | 15-03-03 | 07-02-03 | 4-5 | 39,15s,10p,9 | 23 | 1-2 | 3-4 | 31-40 | 41 / 1 | 11024 |
| 13 | 03/12/2013 | @ MIN | W | 19-03-03 | 08-02-03 | 2-1 | 62,5 | 5 | 0-3 | 4-5 | 21-31 | 1 / 32 | 18808+ |
| 14 | 03/14/2013 | @ DAL | W** | 20-03-03 | 09-02-03 | 2-1 | 7 | 9 | 0-3 | 5-5 | 30-34 | 1 / 32 | 15775 |
| 15 | 03/16/2013 | @ STL | O* | 20-03-04 | 09-02-04 | 1-2 | 11 | 25 | 0-2 | 2-3 | 28-21 | 34 / 1 | 19593+ |
| 16 | 03/27/2013 | @ SJS | L | 22-07-04 | 09-03-04 | 0-4 | | 8 | 0-2 | 2-3 | 22-29 | 31 / 1 | 17562+ |
| 17 | 03/29/2013 | @ CHI | W | 23-07-04 | 10-03-04 | 2-1 | 10,44 | 44 | 0-1 | 3-4 | 24-26 | 1 / 30 | 22105+ |
| 18 | 03/31/2013 | @ CBJ | O* | 23-07-05 | 10-03-05 | 1-2 | 65 | 55 | 0-2 | 1-1 | 30-18 | 72 / 1 | 13185 |
| 19 | 04/01/2013 | @ DAL | W | 24-07-05 | 11-03-05 | 4-0 | 9p,10,39,8 | 9 | 1-2 | 4-4 | 30-26 | 30 / 32 | 13748 |
| 20 | 04/13/2013 | @ LAK | L | 27-10-05 | 11-03-06 | 1-2 | 15s | 10 | 0-1 | 5-6 | 20-18 | 32 / 30 | 18473+ |
| 21 | 04/19/2013 | @ CGY | L | 27-11-06 | 11-04-06 | 1-3 | 10 | 16 | 0-2 | 3-3 | 33-31 | 34 / 1 | 19289+ |
| 22 | 04/21/2013 | @ EDM | W | 28-11-06 | 12-04-06 | 3-1 | 4p,51,10 | 51 | 1-5 | 4-4 | 30-28 | 1 / 40 | 16839+ |
| 23 | 04/22/2013 | @ EDM | W | 29-11-06 | 13-04-06 | 3-0 | 15p,18,45 | 15 | 1-3 | 3-3 | 28-24 | 30 / 35 | 16839+ |
| 24 | 04/25/2013 | @ VAN | W | 30-11-06 | 14-04-06 | 3-1 | 39p,25,7s | 25 | 1-3 | 3-4 | 30-29 | 1 / 1 | 18910+ |

(* = Overtime, ** = Shootout, + = Sellout)

2012-13 Road Highs:

Longest Road Winning Streak: 4 games
 Longest Road Standings Points Streak: 5 games
 Longest Road Losing Streak: 2 games
 Most Goals For: 7 goals
 Most Goals Against: 5 goals
 Largest Margin of Victory: 4 goals
 Largest Margin of Defeat: 4 goals
 Longest Road Shutout Sequence: 175:18
 Longest Road Goal-Scoring Streak: 3 games
 Longest Road Point-Scoring Streak: 4 games

Feb. 9-16 (4-0-0)
 Mar. 2-16 (2-0-3)
 Apr. 13-19 (0-2-0)
 Jan. 19 @ VAN (7-3)
 Two times, last: Feb. 25 @ LA (2-5)
 Two times, last: Apr. 1 @ DAL (4-0)
 Mar. 27 @ SJ (0-4)
 Apr. 21-25
 Andrew Cogliano, Feb. 9-15 (4-0=0)
 Ryan Getzlaf, Jan. 19-Feb. 6 (2-4=6); Daniel Winnik, Jan. 19-Feb. 6 (4-3=7); Saku Koivu, Jan. 19-Feb. 6 (2-6=8);



ANAHEIM DUCKS

2012-13 GAME RECAPS

JANUARY 19, 2013 - ANAHEIM 7 @ VANCOUVER 3

The Anaheim Ducks set a franchise record for most goals scored to open a season in a 7-3 victory over the Vancouver Canucks at Rogers Arena...right wing **Teemu Selanne's** 2-2=4 points moved him past Dale Hawechnik for 18th place on the all-time scoring list and into a tie with Phil Esposito for third in all-time power-play goals...Selanne (42 years, 200 days) also became the oldest NHL player to record four points since Gordie Howe (42 years, 326 days) with Detroit on Feb. 20, 1971 vs. Buffalo...center Dan Winnik also collected two goals (2-0=2), becoming the third player in club history to score twice in his Anaheim debut (also Alex Hicks on Nov. 15, 1995 vs. Colorado and Steve Thomas on Mar. 12, 2003 vs. Chicago...defenseman **Sheldon Souray** (1-1=2) and right wings **Corey Perry** and **Kyle Palmieri** also scored for Anaheim, while centers **Ryan Getzlaf** (0-2=2), **Andrew Coglian** (0-2=2) and **Saku Koivu** (0-2=2) each posted multi-assist contests...goaltender **Jonas Hiller** earned his first win of the season, stopping 26-of-29 shots.

PP: 3-3 **PK:** 2-4 **SF:** 26 **SA:** 29 **TOI:** Beauchemin (22:24) **Three Stars:** 1. Selanne 2. Winnik 3. Koivu

JANUARY 21, 2013 - ANAHEIM 5 @ CALGARY 4

The Ducks concluded a season-opening two-game road trip with a 5-4 victory over the Calgary Flames at Scotiabank Saddledome...the win improved Anaheim's record to 2-0, marking just the second time in club history that the team started a season with two straight wins (also 2006-07)...the Ducks also broke a club record for goals to start a season with 12, besting their previous mark of seven set in 1996-97 and 2005-06....center **Daniel Winnik** became the first player to start a season and also begin his Anaheim career with two consecutive multi-goal games, collecting 2-1=3 points to co-lead the team in scoring...center **Ryan Getzlaf** also recorded his first multi-goal game of the season (2-0=2), while center **Saku Koivu** scored 1-2=3 points to share the team lead in scoring...making his second consecutive start, goaltender **Jonas Hiller** made saves on 21-of-25 shots for the win.

PP: 0-2 **PK:** 2-3 **SF:** 24 **SA:** 25 **TOI:** Beauchemin (22:35) **Three Stars:** 1. Winnik 2. Glencross 3. Koivu

JANUARY 25, 2013 - ANAHEIM 0 vs. VANCOUVER 5

Anaheim suffered its second home-opening shutout in franchise history with a 5-0 loss to the Vancouver Canucks at Honda Center (also 2-0 L vs. Phoenix, Oct. 12, 2003)...as the final NHL team to open its 2012-13 home schedule, the Ducks allowed three power play goals and two at even-strength in the setback...goaltender **Jonas Hiller** denied Alexandre Burrows on a second-period penalty shot, improving to 4-for-5 in his career on such attempts...a standing room-only crowd of 17,529 marked Anaheim's second consecutive sellout and third in four games dating back to Mar. 25, 2012 vs. Boston.

PP: 0-2 **PK:** 3-9 **SF:** 30 **SA:** 34 **TOI:** Beauchemin (22:12) **Three Stars:** 1. D. Sedin 2. Schneider 3. Koivu

JANUARY 26, 2013 - ANAHEIM 3 vs. NASHVILLE 2 (SO)

The Ducks rallied from a 1-0 and 2-1 deficit to tie the game and went on to win in a shootout, 3-2, over the Nashville Predators...left wing **Bobby Ryan** scored his first goal of the season at 19:27 of the second period to tie the game at one apiece...right wing **Teemu Selanne** and defenseman **Cam Fowler** added the assists...after falling behind with a Nashville goal by David Legwand at 10:09 at the third, the Ducks responded just one minute later with a **Daniel Winnik** goal at 11:12...right wing **Corey Perry** and center **Saku Koivu** provided the helpers...in his NHL debut, goaltender **Viktor Fasth** earned his first win, stopping 19-of-21 shots and all three shootout attempts...he became the 21st goaltender in club history to appear for the Ducks and just the fourth to win his NHL debut...Perry scored the shootout winner.

PP: 0-4 **PK:** 0-3 **SF:** 22 **SA:** 21 **TOI:** Getzlaf (26:17) **Three Stars:** 1. Fasth 2. Rinne 3. Ryan

JANUARY 29, 2013 - ANAHEIM 2 @ SAN JOSE 3 (SO)

San Jose scored the game-tying goal with less than three minutes remaining in regulation and went on to defeat Anaheim, 3-2, in a shootout at HP Pavilion...defenseman **Francois Beauchemin** and left wing **Matt Beleskey** each recorded their first goals of the season to give the Ducks a 2-1 advantage through two periods until the Sharks knotted the score at the 17:15 mark of the third...Michal Handzus was the lone player to score in the shootout, which resulted in Anaheim's first road loss of the season...left wing **Bobby Ryan** and centers **Ryan Getzlaf**, **Daniel Winnik** and **Saku Koivu** drew single assists on the two Ducks goals, while goaltender **Jonas Hiller** stopped 16-of-18 shots and 2-of-3 shootout attempts.

PP: 0-4 **PK:** 0-2 **SF:** 30 **SA:** 18 **TOI:** Fowler (22:39) **Three Stars:** 1. Niemi 2. Couture 3. Hiller

FEBRUARY 1, 2013 - ANAHEIM 3 vs. MINNESOTA 1

The Ducks won their fourth game of 2012-13, marking their best start to a season through six games (4-1-1) since 2006-07 (4-0-2)...right wing **Kyle Palmieri** scored two goals for his second career multi-goal game (also Mar. 14, 2012 at Detroit)...left wing **Bobby Ryan** made it a three-point night, earning assists on both Palmieri goals and adding a goal of his own at 18:26 of the third on the power play...in addition, right wing **Teemu Selanne** recorded his first three-assist night in nearly two years (2/11/11 @ CGY), factoring in on all three Ducks goals...center **Ryan Getzlaf** also assisted on Ryan's PPG...making

ANAHEIM DUCKS

2012-13 GAME RECAPS



his NHL debut, 2009 Finnish fourth-round selection (106th overall) defenseman **Sami Vatanen** went scoreless in 13:52 TOI with a +1 rating...Long Beach native and 2010 first-round pick (29th overall) right wing **Emerson Etem** appeared in his second NHL contest and first in front of his hometown crowd, logging 8:16 TOI on one shot...brothers Saku and Mikko Koivu faced each other for the 14th time in history (both scoreless)...goaltender **Viktor Fasth** won his second straight start, becoming the first player in Ducks history to win his first two career NHL contests in an Anaheim uniform.

PP: 1-2 **PK:** 0-1 **SF:** 31 **SA:** 27 **TOI:** Beauchemin (24:15) **Three Stars:** 1. Palmieri 2. Ryan 3. Selanne

FEBRUARY 2, 2013 - ANAHEIM 7 vs. LOS ANGELES 4

Facing the Los Angeles Kings for the first time in 2012-13, the Ducks put up seven on the scoreboard to defeat their Southern California rival, 7-4, before a sellout crowd of 17,436 at Honda Center...the 11 combined goals matched the highest-scoring game between the two teams in the 109-game all-time series (also Nov. 8, 1996 7-4 Anaheim win, and Jan. 22, 2003 6-5 Anaheim win)...in addition, the seven Anaheim goals matched the club's highest goal output against the Kings in franchise history (also Nov. 8, 1996)...center **Nick Bonino** led the way for the Ducks, earning his first career NHL hat trick (career-high 3-1=4 points)...his hat trick was the 39th in club history, while he became the 14th different Duck to score at least three in a game...right wing **Teemu Selanne**, center **Ryan Getzlaf**, defenseman **Sheldon Souray** and right wing **Kyle Palmieri** also scored for Anaheim, which won its third straight home game...in his third career NHL contest, Long Beach native **Emerson Etem** collected his first two career points (0-2=2) in his first game against the Kings...goaltender **Jonas Hiller** stopped 30-of-34 shots for his third win of the season.

PP: 3-4 **PK:** 2-4 **SF:** 25 **SA:** 34 **TOI:** Beauchemin (26:32) **Three Stars:** 1. Bonino 2. Beachemin 3. Souray

FEBRUARY 4, 2013 - ANAHEIM 2 vs. SAN JOSE 1

The Ducks extended their winning streak to three games, besting the undefeated Sharks with a 2-1 decision...the club trailed 1-0 heading into the third period when **Saku Koivu** put the Ducks on the board at 3:53 of the third with an even-strength, unassisted goal...with less than seven minutes remaining in the contest, **Sheldon Souray's** slap shot beat Thomas Greiss for a 2-1 lead...proving to be the game-winner, it was Souray's first GWG since Oct. 15, 2011 with Dallas (4-2 win over CBJ)...**Francois Beauchemin** and **Ryan Getzlaf** provided the assists on Souray's goal...winning his third consecutive start, **Viktor Fasth** stopped 25-of-26 shots in the victory.

PP: 0-6 **PK:** 0-6 **SF:** 32 **SA:** 26 **TOI:** Beauchemin (23:16) **Three Stars:** 1. Souray 2. Fasth 3. Getzlaf

FEBRUARY 6, 2013 - ANAHEIM 3 @ COLORADO 0

The Ducks extended their win streak to four games and recorded their first shutout of the season, blanking the Avalanche, 3-0...**Sheldon Souray** extended his goal streak to a career-tying three games with an even-strength goal at 6:20 of the first period...**Ryan Getzlaf** extended his point streak to five games with an assist on the goal...the club added another marker at 15:39 of the first on the power play, a **Saku Koivu** goal with assists from **Teemu Selanne** and Souray...in his 500th NHL contest, **Francois Beauchemin** scored Anaheim's third goal at 10:45 of the second, with assists from **Daniel Winnik** and Koivu...**Viktor Fasth** earned the first shutout of his career, while also becoming the first goaltender in NHL history to win his first four games.

PP: 1-3 **PK:** 0-1 **SF:** 20 **SA:** 31 **TOI:** Beauchemin (24:02) **Three Stars:** 1. Koivu 2. Fasth 3. Souray

FEBRUARY 8, 2013 - ANAHEIM 1 @ DALLAS 3

The Ducks fell behind 2-0 after two Dallas power play goals in the first period and were unable to rebound, eventually falling to the Stars, 3-1...**Nick Bonino** put the Ducks on the board with Anaheim's lone goal at 15:23 of the second period...**Luca Sbisa** and **Corey Perry** notched assists on the even-strength goal...**Jonas Hiller** appeared in the first period, stopping 14-of-16 shots before leaving the game due to injury (recorded the lost)...in relief for the second and third periods, **Viktor Fasth** stopped 11-of-12 shots.

PP: 0-3 **PK:** 2-5 **SF:** 21 **SA:** 28 **TOI:** Beauchemin (23:55) **Three Stars:** 1. Daley 2. Lehtonen 3. Benn

FEBRUARY 9, 2013 - ANAHEIM 6 @ ST. LOUIS 5 (SO)

Center **Nick Bonino** scored a sixth-round shootout goal to lead the Ducks to a 6-5 victory over the St. Louis Blues at Scottrade Center...making his first career shootout attempt, Bonino successfully converted against Brian Elliott and clinched Anaheim's eighth win of the season...right wing **Teemu Selanne** joined Gordie Howe and Tim Horton as the only NHL players 42 years or older to record four points in a game with 1-3=4 in the victory...Selanne's four points moved him into a tie with Adam Oates for 16th on the all-time scoring list (1,420), while his three assists moved him past Larry Robinson and into sole possession of 41st on the all-time assists list (753)...left wing **Bobby Ryan** also recorded a four-point night (2-2=4), tying his career high for points in a game (third time)...centers **Andrew Cogliano** and **Saku Koivu** also scored goals.

PP: 0-1 **PK:** 2-2 **SF:** 23 **SA:** 31 **TOI:** Beauchemin (26:11) **Three Stars:** 1. Ryan 2. Selanne 3. Backes



ANAHEIM DUCKS

2012-13 GAME RECAPS

FEBRUARY 12, 2013 - ANAHEIM 3 @ CHICAGO 2 (SO)

Center **Andrew Cogliano** scored the game-tying goal with less than three minutes remaining in regulation and right wing **Corey Perry** collected the shootout winner as the Ducks went on to defeat the Chicago Blackhawks, 3-2, at the United Center...center **Nick Bonino** also scored in the shootout, his second attempt in as many games, while goaltender **Viktor Fasth** stopped 2-of-3 shootout attempts and 28-of-30 shots in regulation/overtime to improve to 6-0-0...with the victory, Fasth became the first goaltender to win his first six decisions since Dan Ellis (with Dallas/Nashville) won his first seven decisions from Feb. 18, 2004-Nov. 29, 2007 (9 games)...center **Ryan Getzlaf** became the eighth different Duck to reach four goals with a power-play tally to open the scoring at 3:33 of the second period...Getzlaf's goal was assisted by Bonino and **Ben Lovejoy**, who also drew a helper on Cogliano's goal for a career-tying two-assist game.

PP: 1-5 PK: 1-6 SF: 31 SA: 30 TOI: Beauchemin (27:23) **Three Stars:** 1. Crawford 2. Saad 3. Kruger

FEBRUARY 15, 2013 - ANAHEIM 5 @ DETROIT 2

The Ducks broke open a 2-2 tie early in the third period and went on to claim their third consecutive victory with a 5-2 decision over the Detroit Red Wings at Joe Louis Arena...head coach **Bruce Boudreau** celebrated his 400th career NHL game behind the bench as Anaheim improved to 4-1-0 on a season-long six-game road trip...with his assist on **Bobby Ryan**'s third-period goal, **Teemu Selanne** surpassed Adam Oates for sole possession of 16th place on the all-time NHL scoring list (667-754=1,421)...**Andrew Cogliano** paced all skaters with two goals –his fifth career multi-goal game –to extend his goal-scoring streak (4-0=4) to a career-tying three games (last: Mar. 7-11, 2008; 4-0=4)...**Viktor Fasth** stopped 26-of-28 shots to become the first NHL goaltender to win his first seven decisions since Dan Ellis from 2004-07.

PP: 0-3 PK: 1-4 SF: 37 SA: 28 TOI: Beauchemin (22:20) **Three Stars:** 1. Ryan 2. Selanne 3. Tatar

FEBRUARY 16, 2013 - ANAHEIM 3 @ NASHVILLE 2 (SO)

Anaheim concluded a season-long six-game road trip with a 3-2 shootout victory over the Nashville Predators at Bridgestone Arena...with the win, the Ducks finished with a 5-1-0 record (.833), marking the best road trip of five games-or-more (by win%) in club history...the team also improved its road record to 7-1-1, best in franchise history through the first nine games...goaltender **Viktor Fasth** pushed his record to 8-0-0, stopping 32-of-34 shots in regulation/OT and 2-of-3 shootout attempts...Fasth became the third NHL goaltender all-time to win his first eight-plus career decisions, joining Ray Emery (9, 2003-05) and Bob Froese (8, 1983)...in the shootout, right wing **Corey Perry** scored his team-leading third SO winner of the season, while center **Nick Bonino** also scored his third career shootout goal in as many attempts...left wing **Matt Beleskey** opened Anaheim's scoring in the first period with his second goal in as many nights, one shy of his career high...in addition, left wing **Patrick Maroon** tallied his first career NHL goal that tied the score, 2-2, late in the second period and eventually forced overtime.

PP: 0-2 PK: 0-5 SF: 22 SA: 34 TOI: Beauchemin (25:05) **Three Stars:** 1. Weber 2. Maroon 3. Fasth

FEBRUARY 18, 2013 - ANAHEIM 3 vs. COLUMBUS 2

The Ducks secured their fifth straight win with a 3-2 decision over Columbus...it marked the seventh time this season the Ducks rallied to win after the opponent scored first...goal scoring was provided by **Peter Holland** (PPG, 15:56, 1st period), **Ryan Getzlaf** (EV, 16:17, 1st period) and **Corey Perry** (PP, 8:44, 3rd period) with the eventual game-winner...assists were recorded by **Bobby Ryan**, **Ben Lovejoy**, **Matt Beleskey**, Getzlaf and **Sheldon Souray**...appearing in his first contest since Feb. 8, **Jonas Hiller** stopped 25-of-27 shots in the win...the evening marked **Nick Bonino**'s 100th career NHL appearance.

PP: 2-3 PK: 0-3 SF: 29 SA: 27 TOI: Beauchemin (24:17) **Three Stars:** 1. Hiller 2. Perry 3. Getzlaf

FEBRUARY 24, 2013 - ANAHEIM 4 vs. COLORADO 3 (OT)

Corey Perry scored his fourth career overtime goal to lead the Ducks to a 4-3 victory over the Colorado Avalanche at Honda Center...Perry (2-1=3) and **Ryan Getzlaf** (1-2=3) combined for six points, while **Francois Beauchemin** earned a career-high four assists (0-4=4) as Anaheim extended its winning streak to six straight games...**Teemu Selanne** scored his 250th career power play goal in the second, surpassing Phil Esposito for sole possession of third place on the all-time PPG list...it was also Selanne's 668th career goal overall, matching Luc Robitaille for 11th on the all-time goal list.

PP: 3-5 PK: 1-5 SF: 23 SA: 39 TOI: Beauchemin (25:58) **Three Stars:** 1. Perry 2. Getzlaf 3. Beauchemin

FEBRUARY 25, 2013 - ANAHEIM 2 @ LOS ANGELES 5

Viktor Fasth, who had begun his NHL career with eight consecutive winning decisions, suffered his first loss with a 5-2 setback to the Los Angeles Kings at Staples Center...Fasth, who fell one win shy of matching Ray Emery's record of nine straight victories to open an NHL career, turned away 20-of-24 shots in the loss...**Andrew Cogliano** (fifth of season) and **Saku Koivu** (fifth) scored for Anaheim, which had a six-game winning streak and four-game road win streak snapped in the

ANAHEIM DUCKS

2012-13 GAME RECAPS



second game of back-to-backs for the club...Anaheim assists went to **Ben Lovejoy**, **Ryan Getzlaf**, **Francois Beauchemin** and **Corey Perry**, who extended his point streak to five games (4-4=8).

PP: 1-3 **PK:** 1-2 **SF:** 26 **SA:** 25 **TOI:** Beauchemin (25:12) **Three Stars:** 1. Kopitar 2. Voynov 3. Penner

FEBRUARY 27, 2013 - ANAHEIM 5 vs. NASHVILLE 1

Kyle Palmieri recorded his first career hat trick, bookended by goals from **Nick Bonino** and **Saku Koivu** to give the Ducks the 5-1 victory...**Ryan Getzlaf** and **Corey Perry** both factored in on each of Palmieri's three goals (0-3=3 each)...Bonino's early goal at 2:48 of the first was assisted on by recent call-up **Emerson Etem**...**Bobby Ryan** and **Francois Beauchemin** assisted on Anaheim's fifth and final goal (Koivu)...the club recorded a power play in its fourth consecutive game, going 2-for-3 overall...**Viktor Fasth** won his ninth game of the season, stopping 20-of-21 shots on net...Palmieri's hat trick was the 40th in franchise history (15th different player) and it marked the sixth natural hat trick in club history.

PP: 2-3 **PK:** 0-2 **SF:** 28 **SA:** 21 **TOI:** Fowler (25:19) **Three Stars:** 1. Palmieri 2. Getzlaf 3. Perry

MARCH 1, 2013 - ANAHEIM 3 vs. MINNESOTA 2

Anaheim won its eighth straight game at home, with nine different players appearing on the scoresheet for the club's three goals...**Ryan Getzlaf** (**Corey Perry**, **Kyle Palmieri**), **Teemu Selanne** (**Luca Sbisa**, **Bobby Ryan**) and **Matt Beleskey** (**Daniel Winnik**, **Andrew Cogliano**) provided the scoring for the Ducks...it marked Beleskey's first game-winner of the season and fourth of his career...points by Getzlaf and Perry pushed their point streaks to five (3-7=10) and seven games (3-9=12), respectively...**Jonas Hiller** won his third consecutive start, stopping 31-of-33 shots on net...with the win, the club established the best start through 19 games in franchise history (15-3-1, 31 points).

PP: 0-1 **PK:** 0-3 **SF:** 29 **SA:** 33 **TOI:** Sbisa (22:00) **Three Stars:** 1. Getzlaf 2. Hiller 3. Beleskey

MARCH 2, 2013 - ANAHEIM 4 @ PHOENIX 5 (SO)

Despite holding three different leads in the contest, the Ducks were unable to leave Jobing.com with a victory, but earned one standings point with a shootout loss...**Andrew Cogliano** scored his second career hat trick (3-0=3 on the night), collecting goals at 0:21 of the first, and 12:59 and 17:26 of the second period, respectively...it was the 41st hat trick in club history and it marked the only place in which Cogliano has scored a hat trick (also Jan. 31, 2012 at PHX)...**Saku Koivu** and **Toni Lydman** collected assists on Cogliano's first goal, while **Ben Lovejoy** earned a single assist on the second...**Daniel Winnik** and Koivu notched assists on his third goal...Koivu made it a three-point night, scoring Anaheim's fourth goal at 6:25 of the third with assists from **Bobby Ryan** and **Luca Sbisa**...**Viktor Fasth** stopped 33-of-37 shots on net, and two-of-three in the shootout.

PP: 1-3 **PK:** 0-0 **SF:** 35 **SA:** 37 **TOI:** Beauchemin (25:58) **Three Stars:** 1. Korpikoski 2. Cogliano 3. Hiller

MARCH 4, 2013 - ANAHEIM 4 @ PHOENIX 5 (SO)

Playing the second of a three-game series vs. the Phoenix Coyotes, the Ducks suffered a 5-4 shootout loss at Jobing.com Arena, the identical score from the series opener on Mar. 2 at Phoenix...**Ryan Getzlaf** led all skaters with 1-2=3 points, while **Bobby Ryan**, **Corey Perry** and **Matt Beleskey** also scored for Anaheim...Getzlaf's goal represented Anaheim's first short-handed tally of the season and third of his career...**Jonas Hiller** stopped 36-of-40 shots and 3-of-5 shootout attempts in the setback.

PP: 1-2 **PK:** 1-4 **SF:** 31 **SA:** 40 **TOI:** Beauchemin (24:33) **Three Stars:** 1. Ekman-Larsson 2. Lombardi 3. Stone

MARCH 6, 2013 - ANAHEIM 2 vs. PHOENIX 0

With a 2-0 shutout over the Phoenix Coyotes at Honda Center, the Ducks extended their home winning streak to nine games for the third-longest streak in franchise history and best since a club-record 11-gamer from Dec. 8, 2009-Feb. 10, 2010...**Jonas Hiller** stopped all 18 shots faced for his first shutout of the season and 16th of his career...**Corey Perry** scored his seventh goal of 2012-13 and fourth game-winner at 7:10 of the first period...**Ryan Getzlaf** led all skaters with a game-high 1-1=2 points, including an empty-net goal at 19:39 of the third, which pushed his home scoring streak to eight games (5-9=14)...**Bobby Ryan** also drew an assist on the Perry goal, extending his point streak to five consecutive games.

PP: 0-1 **PK:** 0-3 **SF:** 24 **SA:** 18 **TOI:** Beauchemin (24:26) **Three Stars:** 1. Getzlaf 2. Hiller 3. LaBarbera

MARCH 8, 2013 - ANAHEIM 4 vs. CALGARY 0

The Ducks recorded their second straight shutout and third of the season in a 4-0 triumph over Calgary...it marked just the fifth time in club history Anaheim recorded back-to-back shutouts and the first time they were recorded by different goaltenders (Hiller on Mar. 6 vs. PHX)...it also marked Anaheim's 16th consecutive win over Calgary at Honda Center...10 different skaters appeared on the scoresheet, including **Ryan Getzlaf**, who had 1-1=2 points, including his 500th career NHL point



ANAHEIM DUCKS

2012-13 GAME RECAPS

(first point, assist)...**Bobby Ryan** also had a multi-point night...**Sheldon Souray** and **Daniel Winnik** scored their fifth and sixth goals of the season, respectively, while **Luca Sbisa**, **Andrew Cogliano**, **Corey Perry**, **Saku Koivu**, **Brad Staubitz** and **Emerson Etem** each earned single assists...**Viktor Fasth** stopped all 29 shots for his 10th win of the season.
PP: 0-0 **PK:** 0-2 **SF:** 24 **SA:** 29 **TOI:** Lydman (22:27) **Three Stars:** 1. Fasth 2. Souray 3. Getzlaf

MARCH 10, 2013 - ANAHEIM 4 vs. ST. LOUIS 2

The Ducks extended their home winning streak to a franchise-tying 11 straight games in their ninth come-from-behind win of the season...after St. Louis scored at 6:09 of the first period, breaking Anaheim's 143:20 shutout streak (Mar. 4-10), **Andrew Cogliano** scored his fourth career SHG to tie it...the Blues once again took the lead on a Patrik Berglund PPG, but the Ducks responded with three more goals (one ENG)...**Bobby Ryan** scored Anaheim's second goal, while **Corey Perry** had two on the night (first was GWG)...**Francois Beauchemin** notched three assists, while **Ryan Getzlaf** had two helpers...assists were also recorded by **Emerson Etem**, **Ben Lovejoy** and **Sheldon Souray**...**Jonas Hiller** won his eighth game of the season (6th straight at home), stopping 29-of-31 shots on net.
PP: 1-7 **PK:** 1-3 **SF:** 22 **SA:** 31 **TOI:** Beauchemin (24:27) **Three Stars:** 1. Getzlaf 2. Perry 3. Beauchemin

MARCH 12, 2013 - ANAHEIM 2 @ MINNESOTA 1

The Ducks won their 12th come-from-behind victory of the season, a 2-1 triumph over Minnesota...the win capped a season-sweep of the Wild with Anaheim also posting victories on Feb. 1 (3-1) and Mar. 1 (3-2)...it also marked the 10th victory of the season in which Anaheim rallied after letting the opposition score first...**Patrick Maroon** scored his second goal of the season to tie the game at 3:06 of the third period...**Toni Lydman** and Brandon McMillan provided the back-up with an assist a piece...**Luca Sbisa** scored his first goal of the season and first career game-winner at 16:56 of the third...**Teemu Selanne** and **Daniel Winnik** notched assists on the goal...**Jonas Hiller** picked up his ninth win of the season, stopping 30-of-31 shots on net.
PP: 0-3 **PK:** 1-5 **SF:** 21 **SA:** 31 **TOI:** Beauchemin (24:26) **Three Stars:** 1. Hiller 2. Cullen 3. Konopka

MARCH 14, 2013 - ANAHEIM 2 @ DALLAS 1 (SO)

Andrew Cogliano scored the game-tying goal in the second period and **Bobby Ryan** and **Ryan Getzlaf** each connected in the shootout to help lead the Ducks to a 2-1 victory over the Dallas Stars at American Airlines Center...Anaheim extended its winning streak to five consecutive games and improved its record to 11-2-1 when opponents score first...**Jonas Hiller** turned away 33-of-34 shots in regulation and overtime, and both shootout attempts to improve to 7-0-1 in his last eight starts.
PP: 0-3 **PK:** 0-5 **SF:** 30 **SA:** 34 **TOI:** Beauchemin (24:56) **Three Stars:** 1. Hiller 2. Lehtonen 3. Getzlaf

MARCH 16, 2013 - ANAHEIM 1 @ ST. LOUIS 2 (OT)

The Ducks had a five-game win streak snapped by Chris Stewart's overtime goal, giving the Blues a 2-1 victory in the extra frame...**Saku Koivu** scored the club's lone goal at 19:30 of the first period...**Bryan Allen** and **Cam Fowler** picked up assists on the marker...in his third consecutive start, **Jonas Hiller** stopped 19-of-21 shots in the loss.
PP: 0-2 **PK:** 1-3 **SF:** 28 **SA:** 21 **TOI:** Beauchemin (23:09) **Three Stars:** 1. J. Allen 2. Russell 3. Tarasenko

MARCH 18, 2013 - ANAHEIM 5 vs. SAN JOSE 3

Long Beach native **Emerson Etem** scored his first NHL goal as part of a two-point night (1-1=2), earning first star honors for his efforts...**Francois Beauchemin** scored two of Anaheim's five goals, matching his single-game career high (fourth time)...**Ryan Getzlaf** scored the GWG as part of a two-point night (1-1=2)...**Peter Holland** scored Anaheim's second goal of the game...assists were also recorded by **Daniel Winnik** (0-2=2), **Andrew Cogliano**, **Bobby Ryan**, newcomer **David Steckel**, **Kyle Palmieri** and **Bryan Allen**...**Viktor Fasth** improved his home record to a perfect 6-0-0, stopping 32-of-35 shots in the win.
PP: 0-1 **PK:** 0-3 **SF:** 28 **SA:** 35 **TOI:** Sbisa (21:38) **Three Stars:** 1. Etem 2. Beauchemin 3. Getzlaf

MARCH 20, 2013 - ANAHEIM 4 vs. CHICAGO 2

Anaheim pushed its franchise-best home winning streak to 13 games with a 4-2 victory over the Chicago Blackhawks before an all-time record 17,610 at Honda Center...trailing by one through two periods, the Ducks exploded with three goals in the third from **Bobby Ryan**, **Teemu Selanne** and **Sheldon Souray** (empty net) to secure their 14th come-from-behind win and become the first team to defeat Chicago twice in 2012-13...**Peter Holland** also scored for Anaheim, which extended its standings points streak to 12 consecutive games (9-0-3, 21 pts)...**Ryan Getzlaf** led all skaters with two points (0-2=2), while **Luca Sbisa**, **Daniel Winnik**, **Kyle Palmieri** and **Jonas Hiller** earned single assists...Hiller turned away 22-of-24 shots to push his home win streak to seven games (7-0-0).
PP: 0-1 **PK:** 1-2 **SF:** 26 **SA:** 24 **TOI:** Beauchemin (22:09) **Three Stars:** 1. Getzlaf 2. Fowler 3. Toews

ANAHEIM DUCKS

2012-13 GAME RECAPS



MARCH 22, 2013 - ANAHEIM 1 vs. DETROIT 5

The Ducks had their franchise-record 13-game home winning streak snapped by the Red Wings...despite scoring first with a goal by **Teemu Selanne** and assists coming from **Kyle Palmieri** and **Cam Fowler** at 11:31 of the first period, the Red Wings went on to score five unanswered goals, which included a four-point game by Justin Abdelkader (3-1=4) and three-point nights by Johan Franzen (1-2=3) and Pavel Datsuyk (1-2=3), respectively...**Viktor Fasth** stopped 8-of-11 shots, recording the loss before being relieved by **Jonas Hiller**, who made 10 saves on 12 shots.

PP: 0-3 PK: 1-2 SF: 34 SA: 23 TOI: Fowler (21:51) Three Stars: 1. Abdelkader 2. Franzen 3. Selanne

MARCH 24, 2013 - ANAHEIM 1 vs. DETROIT 2

Anaheim dropped a 2-1 decision to the Detroit Red Wings at Honda Center for their second straight loss, marking their first losing streak of the 2012-13 season...Dan Cleary and Drew Miller staked Detroit to an early 2-0 lead with goals at 4:14 and 8:46 of the first period, respectively...**Ryan Getzlaf** made it a one-goal game with his team-leading 12th goal of the season at 19:14 of the second, assisted by **Saku Koivu** and **Corey Perry**...Anaheim would go on to outshoot Detroit by a 34-21 margin but could not come up with the equalizer in the third period...**Jonas Hiller** turned away 19-of-21 shots in the loss, his first setback in regulation since Feb. 8 at Dallas.

PP: 1-3 PK: 1-6 SF: 34 SA: 21 TOI: Beauchemin (23:04) Three Stars: 1. Howard 2. Getzlaf 3. Fowler

MARCH 25, 2013 - ANAHEIM 3 vs. SAN JOSE 5

Anaheim suffered its season-high third consecutive loss with a 5-3 setback to the San Jose Sharks at Honda Center...San Jose jumped out to a 3-0 lead before **Emerson Etem** scored his second career NHL goal at 8:16 of the second...**Francois Beauchemin** pulled Anaheim to within one with his fifth of the year 58 seconds into the third, but the Sharks regained their two-goal advantage at 10:04 of the final frame...**Corey Perry** (10th) and San Jose's Dan Boyle (empty net) rounded out the scoring in the finale of a season-tying five-game homestand for Anaheim...Perry led the Ducks in scoring (1-1=2), while **Cam Fowler**, **Ben Lovejoy**, **Bobby Ryan** and **Ryan Getzlaf** earned single assists...**Viktor Fasth** suffered his first loss in three starts vs. San Jose, stopping 34-of-38 shots.

PP: 0-2 PK: 0-5 SF: 27 SA: 39 TOI: Beauchemin (24:26) Three Stars: 1. Thornton 2. Beauchemin 3. Boyle

MARCH 27, 2013 - ANAHEIM 0 @ SAN JOSE 4

The Ducks suffered their fourth consecutive loss in a 4-0 shutout at HP Pavilion...the club gave up even-strength goals to Joe Pavelski (1:00, 1st period) and Patrick Marleau (4:52, 1st period), followed by a power-play goal in the first period to Brent Burns (9:20) and a short-handed goal to Tommy Wingels at 6:44 of the third...**Jonas Hiller** stopped 25-of-29 shots in the loss...right wing **Radek Dvorak** made his Anaheim debut, going scoreless in 11:08 TOI.

PP: 0-2 PK: 1-3 SF: 22 SA: 29 TOI: Beauchemin (22:50) Three Stars: 1. Wingels 2. Boyle 3. Niemi

MARCH 29, 2013 - ANAHEIM 2 @ CHICAGO 1

Anaheim snapped a season-high four-game losing streak with its third consecutive victory over the Chicago Blackhawks, 2-1, at the United Center...the Ducks used goals by **Corey Perry** (11) and **Sheldon Souray** (7) to become the first team to sweep Chicago in a season series in 2012-13...**Francois Beauchemin** led all skaters with two points (0-2=2), while **Bobby Ryan** and **Ryan Getzlaf** picked up single assists in the win...**Jonas Hiller** made stops on 25-of-26 shots for his 12th win of the season...in addition, **Daniel Winnik** reached the 400-game milestone in his NHL career.

PP: 0-1 PK: 1-4 SF: 24 SA: 26 TOI: Beauchemin (24:12) Three Stars: 1. Souray 2. Kane 3. Emery

MARCH 31, 2013 - ANAHEIM 1 @ COLUMBUS 2 (OT)

The Ducks dropped to 1-2 in overtime in 2012-13 with a 2-1 loss to the Columbus Blue Jackets at Nationwide Arena...Anaheim received its lone goal from **Emerson Etem**, who collected his third of the season at 5:55 of the third period...the Ducks outshot the Blue Jackets, 30-18, including a 17-1 margin in the third, but could not come up with the go-ahead goal...**Andrew Cogliano** and **Bryan Allen** drew assists on the Etem goal, which helped Anaheim earn a point for the second consecutive game (1-0-1)...**Jonas Hiller** stopped 16-of-18 shots in the overtime setback.

PP: 0-2 PK: 0-1 SF: 30 SA: 18 TOI: Getzlaf (23:55) Three Stars: 1. Letestu 2. Bobrovsky 3. Brassard

APRIL 1, 2013 - ANAHEIM 4 @ DALLAS 0

The Ducks secured their fourth shutout of the season, the third backstopped by **Viktor Fasth** (26 saves) in a 4-0 win over the Stars at American Airlines Center...it marked the first franchise shutout at Dallas in club history (54th franchise contest at Dallas)...the club broke their four-game power play goal drought with an extra-man marker at 10:13 of the second period scored by **Bobby Ryan**...**Ryan Getzlaf** and **Cam Fowler** added the assists on the PPG...scoring was followed by **Corey Perry** (Ryan, Getzlaf) and **Matt Beleskey** (**Kyle Palmieri**, **Sheldon Souray**)...**Teemu Selanne** (unassisted) added an empty-net goal at 19:32 of the third period.

PP: 1-2 PK: 0-4 SF: 30 SA: 26 TOI: Beauchemin (24:32) Three Stars: 1. Ryan 2. Fasth 3. Getzlaf



ANAHEIM DUCKS

2012-13 GAME RECAPS

APRIL 3, 2013 - ANAHEIM 5 vs. DALLAS 2

The Ducks improved to 3-0-1 in their last four games with a 5-2 victory over the Dallas Stars at Honda Center...**Ryan Getzlaf** registered his fourth three-point game of the season (1-2=3) to lead all skaters, while **Kyle Palmieri** scored his fourth game-winner of the season at 16:38 of the second period...**Saku Koivu** registered his 800th career NHL point (assist) on **Andrew Cogliano's** third-period goal and **Radek Dvorak** netted his first goal as a Duck at 11:44 of the first...in addition, **Matt Beleskey** reached the 200-game NHL milestone in the victory...**Viktor Fasth** had a scoreless streak of 112:43 snapped in the third period but finished with 23 saves on 25 shots for his team-leading 13th win of the season.

PP: 1-1 PK: 0-0 SF: 27 SA: 25 TOI: Fowler (21:25) Three Stars: 1. Getzlaf 2. Fowler 3. Palmieri

APRIL 5, 2013 - ANAHEIM 1 vs. DALLAS 3

The Ducks were unable to make it three straight wins against Dallas, falling to the Stars 3-1 to close out a string of facing the same opponent three times consecutively...**Andrew Cogliano** scored the Ducks' lone goal at 9:21 of the first period with **David Steckel** and **Bryan Allen** collecting the assists...**Viktor Fasth** stopped 22-of-25 shots in the loss.

PP: 0-4 PK: 0-6 SF: 28 SA: 25 TOI: Beauchemin (24:58) Three Stars: 1. Lehtonen 2. Perry 3. Robidas

APRIL 7, 2013 - ANAHEIM 4 vs. KINGS 3 (SO)

Anaheim improved to 4-1-1 in its last six contests with a 4-3 shootout victory over the Los Angeles Kings before 17,494 at Honda Center...the Ducks went 3-for-3 in the shootout, receiving goals from **Bobby Ryan**, **Saku Koivu** (GDG) and **Corey Perry**...**Viktor Fasth** stopped 35-of-38 shots in regulation/overtime and 1-of-2 shootout attempts to earn his team-leading 14th win of the season...**Matt Beleskey** netted a career-tying 1-1=2 points, including his first career power-play goal at 4:45 of the third...**Sheldon Souray** led all defensemen with a season-high two assists, marking his third multi-point game of the season...**Kyle Palmieri** opened the scoring with his ninth goal of the year at 2:54 of the first period, while **Corey Perry** earned his 13th goal on a breakaway at 18:12 of the second...**David Steckel**, **Andrew Cogliano** and **Koivu** drew single assists in the win.

PP: 1-4 PK: 1-2 SF: 22 SA: 38 TOI: Beauchemin (24:58) Three Stars: 1. Perry 2. Beleskey 3. Brown

APRIL 8, 2013 - ANAHEIM 2 vs. EDMONTON 1

The Ducks secured their 27th win in the club's 40th game of the regular season in a 2-1 triumph over Edmonton...**Radek Dvorak** scored both Anaheim goals for his first multi-goal game as a Duck and first since Oct. 14, 2010 with Florida (20th multi-goal game overall)...**Ben Lovejoy** recorded the first assist on Dvorak's first goal, while **Saku Koivu** picked up the second assist on both Dvorak goals (0-2=2, +2 on the night)...**Daniel Winnik** earned the first assist on Dvorak's second goal...**Jonas Hiller** made his 22nd appearance of the season, stopping 27-of-28 shots in the win...it marked Anaheim's 12th victory over Edmonton in their last 14 meetings dating to Mar. 31, 2009 (12-2-0).

PP: 0-5 PK: 0-3 SF: 38 SA: 28 TOI: Beauchemin (25:25) Three Stars: 1. Dvorak 2. Winnik 3. Dubnyk

APRIL 10, 2013 - ANAHEIM 1 vs. COLORADO 4

The Ducks had a two-game winning streak snapped with a 4-1 loss to the Colorado Avalanche at Honda Center...Colorado jumped out to a three-goal lead before **Teemu Selanne** scored Anaheim's lone goal at 11:16 of the second period...Selanne's goal, the 674th of his career, was assisted by **Kyle Palmieri** and **Francois Beauchemin**...**Jonas Hiller** turned away 12-of-16 shots en route to his fifth loss of the season...**Viktor Fasth** entered the game at the beginning of the third period in relief, stopping all 12 shots faced.

PP: 0-3 PK: 1-2 SF: 22 SA: 28 TOI: Beauchemin (24:56) Three Stars: 1. Duchene 2. Selanne 3. Giguere

APRIL 13, 2013 - ANAHEIM 1 @ LOS ANGELES 2

Ryan Getzlaf scored his third shorthanded goal of the season and fourth of his career but the Ducks could not come up with the equalizer in a 2-1 loss to the Los Angeles Kings at Staples Center...**Drew Doughty** opened the scoring for Los Angeles at 10:10 of the first period before Getzlaf knotted the score, 1-1, at 3:07 of the second...**Mike Richards** scored the eventual game-winner at 19:02 of the second, which would guarantee the home team winning all four games in the 2012-13 Freeway Faceoff...**Viktor Fasth** stopped 16-of-18 shots in the setback...the game also marked the 100th as a Duck for **Bruce Boudreau**.

PP: 0-1 PK: 1-6 SF: 20 SA: 18 TOI: Beauchemin (24:04) Three Stars: 1. Doughty 2. Lewis 3. Getzlaf

APRIL 17, 2013 - ANAHEIM 2 vs. COLUMBUS 3 OT

After jumping out to a one-goal lead in the first period and then again in the period, the Blue Jackets matched each goal and added another in overtime for a 3-2 final score...**Sami Vatanen** scored his first NHL goal on the power play at 11:37

ANAHEIM DUCKS

2012-13 GAME RECAPS



of the first period...**Ryan Getzlaf** and **Corey Perry** picked up the assists...**David Steckel** added his first goal as a Duck at 4:53 of the third period with assists from **Kyle Palmieri** and **Sheldon Souray**, which accounted for his 300th NHL point...**Viktor Fasth** stopped 24-of-27 shots in the loss.

PP: 1-3 **PK:** 0-3 **SF:** 28 **SA:** 27 **TOI:** Beauchemin (23:45) **Three Stars:** 1. Tyutin 2. Fasth 3. Dubinsky

APRIL 19, 2013 - ANAHEIM 1 @ CALGARY 3

The Ducks suffered their fourth consecutive loss in a 3-1 decision at the Scotiabank Saddledome...after falling behind 2-0 in the game, **Corey Perry** put the Ducks on the board at 16:19 of the third period...**Kyle Palmieri** picked up his 10th assist of the season on the goal, while **Cam Fowler** returned after missing two games with a lower body injury and picked up his eighth helper of the year...**Jonas Hiller** stopped 28-of-30 shots in the loss (one ENG).

PP: 0-2 **PK:** 0-3 **SF:** 33 **SA:** 31 **TOI:** Beauchemin (25:38) **Three Stars:** 1. Kiprusoff 2. Horak 3. McGrattan

APRIL 21, 2013 - ANAHEIM 3 @ EDMONTON 1

Anaheim extended its winning streak at Rexall Place to 10 consecutive games with a 3-1 victory over the Edmonton Oilers...in his first appearance since missing 20 games with a lower-body injury, **Nick Bonino** led all skaters in scoring (0-2=2) and finished with a +1 rating in 16:25 TOI...**Cam Fowler** opened the scoring for Anaheim with his first of the season at 19:58 of the first period...**Kyle Palmieri** became the sixth Duck to reach double digits in goals with his 10th of the season, which also became his fifth GWG of 2012-13 to tie for the team lead...**Corey Perry** netted an insurance marker at 8:53 of the third to help Anaheim snap a four-game losing streak...**Jonas Hiller** turned away 27-of-28 shots for his 14th win of the season...**Teemu Selanne** reached the 900-game milestone with Anaheim in the victory.

PP: 1-5 **PK:** 0-4 **SF:** 30 **SA:** 28 **TOI:** Beauchemin (23:39) **Three Stars:** 1. Hiller 2. Bonino 3. Hall

APRIL 22, 2013 - ANAHEIM 3 @ EDMONTON 0

The Ducks clinched their second Pacific Division championship and the No. 2 seed in the Western Conference with a 3-0 shutout victory over the Edmonton Oilers at Rexall Place...Anaheim pushed its winning streak in Edmonton to a franchise-record 11 consecutive games, its longest road streak ever against an NHL opponent...**Viktor Fasth** stopped all 24 shots faced for his fourth shutout of the season, tying for fourth among NHL goaltenders...**Ryan Getzlaf**, **Radek Dvorak** and **Sami Vatanen** all netted goals for Anaheim, which outscored Edmonton, 6-1, in its two-game series sweep at Rexall Place...**Corey Perry** led all skaters with two points (0-2=2), marking his eighth multi-point game of the season.

PP: 1-3 **PK:** 0-3 **SF:** 28 **SA:** 24 **TOI:** Beauchemin (22:35) **Three Stars:** 1. Fasth 2. Perry 3. Getzlaf

APRIL 25, 2013 - ANAHEIM 3 @ VANCOUVER 1

The Ducks recorded their 30th win of the season, allowing one-or-fewer goals in their third consecutive game and 14th of the season in a 3-1 decision over Vancouver at Rogers Arena...goals were scored by **Matt Beleskey** (eighth of season), **Brad Staubitz** (first of season & first as a Duck) and **Andrew Cogliano** (ENG, 13th of the season)...single assists were picked up by **Cam Fowler**, **Kyle Palmieri**, **David Steckel**, **Ben Lovejoy** and **Toni Lydman**...**Jonas Hiller** made 28 saves for his 15th win of the season.

PP: 1-3 **PK:** 0-4 **SF:** 30 **SA:** 29 **TOI:** Beauchemin (23:08) **Three Stars:** 1. Beleskey 2. Garrison 3. Fowler

APRIL 27, 2013 - ANAHEIM 3 vs. PHOENIX 5

Anaheim concluded its 2012-13 regular season schedule with a 5-3 loss to the Phoenix Coyotes before 17,442 at Honda Center...the Ducks threw a season-high 46 shots on net, 23 of which were in the third period, also a season high for a period...**Ryan Getzlaf** drew a team-high two assists (0-2=2), moving into a tie with Paul Kariya for second place on the franchise's all-time assists list (369)...**Francois Beauchemin** scored his 38th career goal as a Duck 14 seconds into the second period and surpassed Fredrik Olausson for sole possession of third on the club's all-time goals list for defense-men...**Teemu Selanne** and **Bobby Ryan** also scored for Anaheim, which finished the season with a 30-12-6 record for 66 points and first place in the Pacific Division...**Viktor Fasth** turned away 26-of-30 shots in the setback.

PP: 1-4 **PK:** 0-2 **SF:** 46 **SA:** 31 **TOI:** Fowler (23:27) **Three Stars:** 1. Selanne 2. Bonino 3. Maroon



ANAHEIM DUCKS

2012-13 RECORD BOOK

2012-13 Record (most recent)

7 - Two times (last: 2/2/13 vs. LA, 7-4 W)
 5 - Eight times (last 4/27/13 vs. PHX, 3-5 L)
 11 - Two times (last 2/9/13 @ STL, 6-5 W)
 4 - 1/19/13 @ VAN (first)
 3 - Four times (last: 4/10/13 vs. COL; second)
 3 - Three times (last: 2/24/13 vs. COL)
 3 - 1/25/13 vs. VAN
 1 - Four times (last: 4/13/13 @ LA)
 1 - Four times (last: 4/27/13 vs. PHX)

46 - 4/27/13 vs. PHX
 40 - 3/4/13 @ PHX
 77 - 4/27/13 vs. PHX
 23 - 4/27/13 vs. PHX (third)
 21 - 3/25/13 vs. SJ
 20 - Two times (last: 4/13/13 @ LA)
 18 - Four times (last: 4/13/13 @ LA)
 1 - Two times (last: 4/13/13 @ LA; first)
 1 - Two times (last: 3/31/13 @ CBJ; third)

57 - 3/24/13 vs. DET
 27 - 2/4/13 vs. SJ
 68 - 3/24/13 vs. DET
 4 - Four times (last: 4/1/13 @ DAL, 4-0 W)
 5 - 1/25/13 vs. VAN (5-0 L)
 6 - 2/9/13 - 2/24/13
 13 - 2/1/13 - 3/20/13
 4 - 2/9/13 - 2/16/13
 4 - 3/22/13 - 3/27/13
 12 - 2/27/13 - 3/20/13 (9-0-3, 21 pts.)
 4 - Two times (last: 4/10/13 - 4/19/13; 0-3-1)

Individual 2012-13 Records

3 - Three times (last: A. Cogliano, 3/2/13 @ PHX)
 3 - Two times (last: R. Vrbata, 4/27/13 vs. PHX)
 2 - Five times (last: C. Perry, 3/10/13 vs. STL; third)
 2 - J. Abdelkader (3/22/13 vs. DET; second)

4 - F. Beauchemin (2/24/13 vs. MIN)
 3 - A. Kopitar (2/25/13 @ LA)
 3 - F. Beauchemin (3/10/13 vs. STL)
 2 - Many times

4 - Five times (last: F. Beauchemin, 2/24 vs. COL; 0-4=4)
 4 - R. Vrbata (4/27/13 vs. PHX; 3-1=4)
 3 - F. Beauchemin (3/10/13 vs. STL; 0-3=3)
 2 - Many times

8 - Three times (last: P. Maroon, 4/27/13 vs. PHX)
 8 - M. Hanzal (3/4/13 @ PHX)

20 - T. Selanne (2/24/13 vs. DET; 2 pen.)
 17 - Two times (last: M. Backlund, 4/19/13 @ CGY; 3 pen.)
 3 - R. Getzlaf (3/4/13 - 3/8/13, 3-4=7)
 4 - Three times (last: Getzlaf, 3/4/13 - 3/10/13; 3-6=9)

7 - C. Perry (2/15/13 - 3/1/13; 4-8=12)
 27:23 - F. Beauchemin (2/12/13 @ CHI)
 36 - J. Hiller (3/4/13 @ PHX, 36-of-40)
 43 - J. LaBarbera (4/27/13 vs. PHX, 43-of-46)
 8 - V. Fasth (1/26/13 - 2/16/13)
 2 - Two times (last: J. Hiller, 3/24/13 - 3/27/13)
 10 - J. Hiller (2/18/13 - 3/20/13)

GOALS

most goals scored, game
 most goals against, game
 most combined goals by both teams, game
 most goals scored, period
 most goals against, period
 most power play goals scored, game
 most power play goals against, game
 most shorthanded goals scored, game
 most shorthanded goals against, game

SHOTS

most shots, game
 most shots against, game
 most combined shots by both teams, game
 most shots, period
 most shots against, period
 fewest shots, game
 fewest shots against, game
 fewest shots, period (not OT)
 fewest shots against, period (not OT)

MISCELLANEOUS

most penalty minutes, game
 most penalty minutes by opponent, game
 most combined PIMs by both teams, game
 largest margin of victory
 largest margin of defeat
 longest winning streak (games)
 longest home winning streak
 longest road winning streak
 longest losing streak (games)
 longest standings point streak (games)
 longest winless streak (games)

GOALS

most goals scored, game
 most goals by an opponent, game
 most goals scored, period
 most goals by an opponent, period

ASSISTS

most assists, game
 most assists by an opponent, game
 most assists, period
 most assists by an opponent, period

POINTS

most points, game
 points by an opponent, game
 most points, period
 most points by an opponent, period

SHOTS

most shots, game
 most shots by an opponent, game

MISCELLANEOUS

most PIM, game
 most PIM by an opponent, game
 longest goal-scoring streak (games)
 longest assist streak (games)

longest point-scoring streak (games)
 most TOI, game
 most saves (goalie), game
 most saves by an opposing goalie, game
 longest winning streak (goalie)
 longest losing streak (goalie)
 longest streak without a regulation loss

All-Time Ducks Record (most recent)

8 - Two times (last: 3/21/04 vs. DET, 8-6 W)
 9 - Two times (last: 2/19/11 @ STL, 9-3 L)
 14 - 3/21/04 vs. DET (8-6 W)
 5 - Two times (last: 1/23/04 vs. MIN; third)
 5 - Eight times (last: 11/14/09 @ DET; third)
 4 - Five times (last: 2/14/10 @ EDM)
 5 - 10/26/09 vs. TOR
 3 - 12/20/96 vs. CGY
 3 - 10/18/96 vs. SJ

54 - 3/27/09 vs. EDM
 57 - 3/21/04 vs. DET
 89 - 12/19/08; ANA (36) @ EDM (53)
 26 - 1/1/94 @ FLA (third)
 24 - 2/3/95 vs. DET (second)
 12 - Three times (last: 1/10/10 @ CHI)
 11 - 1/23/04 vs. MIN
 0 - Three times (last: 10/21/08 @ TOR; third)
 0 - Two times (last: 10/7/11 @ BUF; third)

107 - 12/8/01 @ CGY
 202 - 12/8/01 @ CGY
 309 - 12/8/01 @ CGY
 7 - 12/20/96 vs. CGY (7-0 W)
 8 - 3/21/01 @ DAL (8-0 L)
 7 - 2/20/99 - 3/7/99
 13 - 2/1/13 - 3/20/13
 7 - 11/28/06 - 12/13/06
 8 - 10/12/96 - 10/30/96
 16 - 10/6/06 - 11/9/06 (28 pts.)
 9 - Three times (last: 11/7/01-11/24/01; 0-7-2)

All-Time Ducks Records

3 - 41 times (last: A. Cogliano, 3/2/13 @ PHX)
 4 - Three times (last: B. Hull, 3/21/01 @ DAL)
 3 - Five times (last: A. Cogliano, 1/31/12 @ PHX; second)
 3 - Six times (last: H. Zetterberg, 11/14/09 @ DET; third)

5 - Three times (last: R. Getzlaf, 10/29/08 vs. DET)
 4 - 11 times (last: T. Kaberle, 10/26/09 vs. TOR)
 4 - P. Kariya (12/16/98 vs. NSH; second)
 4 - A. Oates (3/24/94 @ BOS; second)

5 - 13 times (last: J. Blake, 3/31/10 @ COL; 1-4=5)
 6 - M. Modano (2/1/95 @ DAL; 2-4=6)
 4 - Four times (last: T. Selanne, 3/29/07 @ CBJ; 1-3=4)
 4 - Four times (last: J. Toews, 11/25/11 vs. CHI; 2-2=4; third)

12 - Three times (last: P. Kariya, 3/10/99 vs. VAN)
 13 - T. Plekanec (10/25/08 @ MTL)

37 - T. Ewen (2/25/96 vs. SJ; 6 penalties)
 33 - C. Berube (12/8/01 @ CGY; 7 penalties)
 11 - T. Selanne (10/21/97 - 11/10/97, 17-2=19)
 10 - C. Perry (11/13/09 - 12/1/09, 2-11=13)
 10 - R. Getzlaf (10/24/09 - 11/14/09, 1-17=18)
 19 - C. Perry (10/21/09 - 12/1/09; 10-16=26)
 35:51 - S. Niedermayer (1/9/07 @ NSH)
 51 - Three times (last: J. Hiller, 12/19/08 @ EDM; 51-of-53)
 51 - D. Roloson (3/27/09 vs. EDM, 51-of-54)
 8 - V. Fasth (1/26/13 - 2/16/13)
 7 - Two times (last: G. Hebert, 1/21/01 - 2/9/01)
 12 - G. Hebert (2/22/97 - 3/19/97, 7-0-5)

ANAHEIM DUCKS

2012-13 SEASON SERIES RESULTS



CALGARY FLAMES
 2012-13 Results: 2-1-0
 Overall History: 41-33-8



| Date | Opp. | Scoring by Period | | | | | Shots by Period | | | | | Power Plays | Penalties/ Minutes | GWG | Goalie (Saves-Shots) | Attn. | |
|---------------|-------------|--------------------------|----------|----------|-----------|-----------|------------------------|----------|----------|----------|-----------|--------------------|---------------------------|-------------------------------|-------------------------------|-------------------|--------|
| | | 1 | 2 | 3 | OT | SO | F | 1 | 2 | 3 | OT | | | | | | Tot. |
| 1/21 | ANAHEIM | 3 | 0 | 2 | - | - | 5 | 9 | 3 | 12 | - | 24 | 0-2 | 3-6 | Getzlaf | Hiller (21-25) | |
| | at Calgary | 2 | 1 | 1 | - | - | 4 | 5 | 14 | 6 | - | 25 | 2-3 | 2-4 | | Kiprusoff (19-24) | 19,289 |
| 3/8 | at ANAHEIM | 1 | 2 | 1 | - | - | 4 | 4 | 12 | 8 | - | 24 | 0-0 | 2-4 | Winnik | Fasth (29-29) | 15,839 |
| | Calgary | 0 | 0 | 0 | - | - | 0 | 10 | 12 | 7 | - | 29 | 0-2 | 0-0 | | Kiprusoff (20-24) | |
| 4/19 | ANAHEIM | 0 | 0 | 1 | - | - | 1 | 8 | 10 | 15 | - | 33 | 0-2 | 5-13 | | Hiller (28-30) | |
| | at Calgary | 0 | 1 | 2 | - | - | 3 | 8 | 13 | 10 | - | 31 | 0-3 | 5-21 | McGrattan | Kiprusoff (32-33) | 19,289 |
| TOTALS | | Scoring by Period | | | | | Shots by Period | | | | | Power Plays | Penalties/ Minutes | Goalie (Saves - Shots) | Tot. Attn. Avg. Attn. | | |
| | Opp. | 1 | 2 | 3 | OT | SO | F | 1 | 2 | 3 | OT | Tot. | | | | | |
| | ANAHEIM | 4 | 2 | 4 | - | - | 10 | 21 | 25 | 35 | - | 81 | 0-4 | 10-23 | Hiller (49-55), Fasth (29-29) | | 54,417 |
| | Calgary | 2 | 2 | 3 | - | - | 7 | 23 | 39 | 23 | - | 85 | 2-8 | 7-25 | Kiprusoff (71-81) | | 18,139 |

CHICAGO BLACKHAWKS
 2012-13 Results: 3-0-0
 Overall History: 42-26-9



| Date | Opp. | Scoring by Period | | | | | Shots by Period | | | | | Power Plays | Penalties/ Minutes | GWG | Goalie (Saves-Shots) | Attn. | |
|---------------|--------------|--------------------------|----------|----------|-----------|-----------|------------------------|----------|----------|----------|-----------|--------------------|---------------------------|-------------------------------|---------------------------------|------------------|--------|
| | | 1 | 2 | 3 | OT | SO | F | 1 | 2 | 3 | OT | | | | | | Tot. |
| 2/12 | ANAHEIM (so) | 0 | 1 | 1 | 0 | 1 | 3 | 8 | 14 | 9 | 0 | 31 | 1-5 | 8-27 | Perry | Fasth (28-30) | |
| | at Chicago | 0 | 2 | 0 | 0 | 0 | 2 | 9 | 12 | 6 | 3 | 30 | 1-6 | 6-15 | | Crawford (29-31) | 21,188 |
| 3/20 | at ANAHEIM | 1 | 0 | 3 | - | - | 4 | 11 | 7 | 8 | - | 26 | 0-1 | 2-4 | Selanne | Hiller (22-24) | 17,610 |
| | Chicago | 1 | 1 | 0 | - | - | 2 | 5 | 11 | 8 | - | 24 | 1-2 | 1-2 | | Crawford (22-25) | |
| 3/29 | ANAHEIM | 0 | 1 | 1 | - | - | 2 | 9 | 8 | 7 | - | 24 | 0-1 | 4-8 | Souray | Hiller (25-26) | |
| | at Chicago | 0 | 0 | 1 | - | - | 1 | 9 | 10 | 7 | - | 26 | 1-4 | 1-2 | | Emery (22-24) | 22,105 |
| TOTALS | | Scoring by Period | | | | | Shots by Period | | | | | Power Plays | Penalties/ Minutes | Goalie (Saves - Shots) | Tot. Attn. Avg. Attn. | | |
| | Opp. | 1 | 2 | 3 | OT | SO | F | 1 | 2 | 3 | OT | Tot. | | | | | |
| | ANAHEIM | 1 | 2 | 5 | 0 | 1 | 9 | 28 | 29 | 24 | 0 | 81 | 1-7 | 14-39 | Hiller (47-50), Fasth (28-30) | | 60,903 |
| | Chicago | 1 | 3 | 1 | 0 | 0 | 5 | 23 | 33 | 21 | 3 | 80 | 3-12 | 8-19 | Crawford (51-56), Emery (22-24) | | 20,301 |

COLORADO AVALANCHE
 2012-13 Results: 2-1-0
 Overall History: 32-29-12



| Date | Opp. | Scoring by Period | | | | | Shots by Period | | | | | Power Plays | Penalties/ Minutes | GWG | Goalie (Saves-Shots) | Attn. | |
|---------------|-----------------|--------------------------|----------|----------|-----------|-----------|------------------------|----------|----------|----------|-----------|--------------------|---------------------------|-------------------------------|-----------------------------------|-------------------------------|--------|
| | | 1 | 2 | 3 | OT | SO | F | 1 | 2 | 3 | OT | | | | | | Tot. |
| 2/6 | ANAHEIM | 2 | 1 | 0 | - | - | 3 | 8 | 7 | 5 | - | 20 | 1-3 | 3-9 | Souray | Fasth (31-31) | |
| | at Colorado | 0 | 0 | 0 | - | - | 0 | 10 | 10 | 11 | - | 31 | 0-1 | 7-25 | | Varlamov (17-20) | 13,776 |
| 2/24 | at ANAHEIM (ot) | 0 | 2 | 1 | 1 | - | 4 | 6 | 22 | 7 | 4 | 39 | 3-5 | 4-10 | Perry | Hiller (20-23) | 17,174 |
| | Colorado | 2 | 1 | 0 | 0 | - | 3 | 11 | 10 | 1 | 1 | 23 | 1-5 | 6-20 | | Giguere (35-39) | |
| 4/10 | at ANAHEIM | 0 | 1 | 0 | - | - | 1 | 7 | 8 | 7 | - | 22 | 0-3 | 2-4 | | HILLER (12-16), Fasth (12-12) | 14,646 |
| | Colorado | 1 | 3 | 0 | - | - | 4 | 7 | 9 | 12 | - | 28 | 1-2 | 3-6 | Landeskog | Giguere (21-22) | |
| TOTALS | | Scoring by Period | | | | | Shots by Period | | | | | Power Plays | Penalties/ Minutes | Goalie (Saves - Shots) | Tot. Attn. Avg. Attn. | | |
| | Opp. | 1 | 2 | 3 | OT | SO | F | 1 | 2 | 3 | OT | Tot. | | | | | |
| | ANAHEIM | 2 | 4 | 1 | 1 | - | 8 | 21 | 37 | 19 | 4 | 81 | 4-11 | 9-23 | Hiller (32-39), Fasth (43-43) | | 45,596 |
| | Colorado | 3 | 4 | 0 | 0 | - | 7 | 28 | 29 | 24 | 1 | 82 | 2-8 | 16-61 | Giguere (56-61), Varlamov (17-20) | | 15,219 |

COLUMBUS BLUE JACKETS
 2012-13 Results: 1-0-2
 Overall History: 23-17-7



| Date | Opp. | Scoring by Period | | | | | Shots by Period | | | | | Power Plays | Penalties/ Minutes | GWG | Goalie (Saves-Shots) | Attn. | |
|---------------|------------------|--------------------------|----------|----------|-----------|-----------|------------------------|----------|----------|----------|-----------|--------------------|---------------------------|-------------------------------|-------------------------------|-------------------|--------|
| | | 1 | 2 | 3 | OT | SO | F | 1 | 2 | 3 | OT | | | | | | Tot. |
| 2/18 | at ANAHEIM | 2 | 0 | 1 | - | - | 3 | 14 | 5 | 10 | - | 29 | 2-3 | 3-6 | Perry | Hiller (25-27) | 14,713 |
| | Columbus | 1 | 0 | 1 | - | - | 2 | 12 | 7 | 8 | - | 27 | 0-3 | 3-6 | | Bobrovsky (26-29) | |
| 3/31 | ANAHEIM | 0 | 0 | 1 | 0 | - | 1 | 7 | 5 | 17 | 1 | 30 | 0-2 | 1-2 | | Hiller (16-18) | |
| | at Columbus (ot) | 0 | 1 | 0 | 1 | - | 2 | 9 | 4 | 1 | 4 | 18 | 0-1 | 2-4 | Letestu | Bobrovsky (29-30) | 13,185 |
| 4/17 | at ANAHEIM | 1 | 0 | 1 | 0 | - | 2 | 11 | 7 | 10 | 0 | 28 | 1-3 | 5-10 | | Fasth (25-28) | 15,074 |
| | Columbus (ot) | 0 | 1 | 1 | 1 | - | 3 | 7 | 10 | 9 | 2 | 28 | 0-3 | 5-10 | Tyutin | Bobrovsky (26-28) | |
| TOTALS | | Scoring by Period | | | | | Shots by Period | | | | | Power Plays | Penalties/ Minutes | Goalie (Saves - Shots) | Tot. Attn. Avg. Attn. | | |
| | Opp. | 1 | 2 | 3 | OT | SO | F | 1 | 2 | 3 | OT | Tot. | | | | | |
| | ANAHEIM | 3 | 0 | 3 | 0 | - | 6 | 32 | 17 | 37 | 1 | 87 | 3-8 | 9-18 | Hiller (41-45), Fasth (25-28) | | 42,972 |
| | Columbus | 1 | 2 | 2 | 2 | - | 7 | 28 | 21 | 18 | 6 | 73 | 0-7 | 10-20 | Bobrovsky (81-87) | | 14,324 |



ANAHEIM DUCKS

2012-13 SEASON SERIES RESULTS

DALLAS STARS

2012-13 Results: 3-2-0
Overall History: 38-58-11



| Date | Opp. | Scoring by Period | | | | | Shots by Period | | | | Tot. | Power Plays | Penalties/Minutes | GWG | Goalie (Saves-Shots) | Attn. | |
|---------------|--------------|--------------------------|----------|-----------|-----------|----------|------------------------|----------|----------|-----------|-------------|--------------------|--------------------------|-------------------------------|------------------------------|-------------------------------|--------|
| | | 1 | 2 | 3 | OT | SO | F | 1 | 2 | 3 | | | | | | | OT |
| 2/8 | ANAHEIM | 0 | 1 | 0 | - | - | 1 | 7 | 13 | 1 | - | 21 | 0-3 | 8-30 | Benn | HILLER (14-16), Fasth (11-12) | 18,112 |
| | at Dallas | 2 | 0 | 1 | - | - | 3 | 16 | 5 | 7 | - | 28 | 2-5 | 6-15 | Lehtonen (20-21) | | |
| 3/14 | ANAHEIM (so) | 0 | 1 | 0 | 0 | 1 | 2 | 11 | 15 | 3 | 1 | 30 | 0-3 | 6-15 | Ryan | Hiller (33-34) | 15,775 |
| | at Dallas | 1 | 0 | 0 | 0 | 0 | 1 | 11 | 7 | 12 | 4 | 34 | 0-5 | 4-11 | Lehtonen (29-30) | | |
| 4/1 | ANAHEIM | 0 | 3 | 1 | - | - | 4 | 9 | 10 | 11 | - | 30 | 1-2 | 4-8 | Ryan | Fasth (26-26) | 13,748 |
| | at Dallas | 0 | 0 | 0 | - | - | 0 | 6 | 14 | 6 | - | 26 | 0-4 | 2-4 | Lehtonen (26-29) | | |
| 4/3 | at ANAHEIM | 1 | 2 | 2 | - | - | 5 | 10 | 9 | 8 | - | 27 | 1-1 | 0-0 | Palmieri | Fasth (23-25) | 15,165 |
| | Dallas | 0 | 0 | 2 | - | - | 2 | 8 | 6 | 11 | - | 25 | 0-0 | 1-2 | Lehtonen (22-26) | | |
| 4/5 | at ANAHEIM | 1 | 0 | 0 | - | - | 1 | 9 | 9 | 10 | - | 28 | 0-4 | 7-17 | | Fasth (22-25) | 16,884 |
| | Dallas | 3 | 0 | 0 | - | - | 3 | 16 | 6 | 3 | - | 25 | 0-6 | 5-13 | Nystrom | Lehtonen (27-28) | |
| TOTALS | | Scoring by Period | | | | | Shots by Period | | | | Tot. | Power Plays | Penalties/Minutes | Goalie (Saves - Shots) | Tot. Attn. Avg. Attn. | | |
| Opp. | 1 | 2 | 3 | OT | SO | F | 1 | 2 | 3 | OT | | | | | | | |
| ANAHEIM | 2 | 7 | 3 | 0 | 1 | 13 | 46 | 56 | 33 | 1 | 136 | 2-13 | 25-70 | Hiller (47-50), Fasth (82-88) | 79,684 | | |
| Dallas | 6 | 0 | 3 | 0 | 0 | 9 | 57 | 38 | 39 | 4 | 138 | 2-20 | 18-45 | Lehtonen (124-134) | 15,937 | | |

DETROIT RED WINGS

2012-13 Results: 1-2-0
Overall History: 20-43-12



| Date | Opp. | Scoring by Period | | | | | Shots by Period | | | | Tot. | Power Plays | Penalties/Minutes | GWG | Goalie (Saves-Shots) | Attn. | |
|---------------|------------|--------------------------|----------|-----------|-----------|----------|------------------------|----------|----------|-----------|-------------|--------------------|--------------------------|-------------------------------|------------------------------|------------------------------|--------|
| | | 1 | 2 | 3 | OT | SO | F | 1 | 2 | 3 | | | | | | | OT |
| 2/15 | ANAHEIM | 0 | 2 | 3 | - | - | 5 | 14 | 14 | 9 | - | 37 | 0-3 | 4-8 | Cogliano | Fasth (26-28) | 20,066 |
| | at Detroit | 0 | 2 | 0 | - | - | 2 | 6 | 16 | 6 | - | 28 | 1-4 | 3-6 | Howard (32-36) | | |
| 3/22 | at ANAHEIM | 1 | 0 | 0 | - | - | 1 | 12 | 15 | 7 | - | 34 | 0-3 | 5-19 | Datsyuk | FASTH (8-11), Hiller (10-12) | 17,174 |
| | Detroit | 2 | 2 | 1 | - | - | 5 | 9 | 8 | 6 | - | 23 | 1-2 | 6-21 | Howard (33-34) | | |
| 3/24 | at ANAHEIM | 0 | 1 | 0 | - | - | 1 | 13 | 9 | 12 | - | 34 | 1-3 | 11-57 | Miller | Hiller (19-21) | 17,427 |
| | Detroit | 2 | 0 | 0 | - | - | 2 | 11 | 5 | 5 | - | 21 | 1-6 | 4-11 | Howard (33-34) | | |
| TOTALS | | Scoring by Period | | | | | Shots by Period | | | | Tot. | Power Plays | Penalties/Minutes | Goalie (Saves - Shots) | Tot. Attn. Avg. Attn. | | |
| Opp. | 1 | 2 | 3 | OT | SO | F | 1 | 2 | 3 | OT | | | | | | | |
| ANAHEIM | 1 | 3 | 3 | - | - | 7 | 39 | 38 | 28 | - | 105 | 1-9 | 20-84 | Hiller (29-33), Fasth (34-39) | 54,667 | | |
| Detroit | 4 | 4 | 1 | - | - | 9 | 26 | 29 | 17 | - | 72 | 3-12 | 13-38 | Howard (98-104) | 18,222 | | |

EDMONTON OILERS

2012-13 Results: 3-0-0
Overall History: 42-34-6



| Date | Opp. | Scoring by Period | | | | | Shots by Period | | | | Tot. | Power Plays | Penalties/Minutes | GWG | Goalie (Saves-Shots) | Attn. | |
|---------------|-------------|--------------------------|----------|-----------|-----------|----------|------------------------|----------|----------|-----------|-------------|--------------------|--------------------------|------------------------------------|------------------------------|----------------|--------|
| | | 1 | 2 | 3 | OT | SO | F | 1 | 2 | 3 | | | | | | | OT |
| 4/8 | at ANAHEIM | 1 | 0 | 1 | - | - | 2 | 15 | 13 | 10 | - | 38 | 0-5 | 3-6 | Dvorak | Hiller (27-28) | 15,148 |
| | Edmonton | 0 | 0 | 1 | - | - | 1 | 11 | 3 | 14 | - | 28 | 0-3 | 5-10 | Dubnyk (36-38) | | |
| 4/21 | ANAHEIM | 1 | 1 | 1 | - | - | 3 | 6 | 17 | 7 | - | 30 | 1-5 | 4-8 | Palmieri | Hiller (27-28) | 16,839 |
| | at Edmonton | 1 | 0 | 0 | - | - | 1 | 9 | 7 | 12 | - | 28 | 0-4 | 5-10 | Dubnyk (27-30) | | |
| 4/22 | ANAHEIM | 2 | 0 | 1 | - | - | 3 | 13 | 5 | 10 | - | 28 | 1-3 | 3-6 | Getzlaf | Fasth (24-24) | 16,839 |
| | at Edmonton | 0 | 0 | 0 | - | - | 0 | 9 | 7 | 8 | - | 24 | 0-3 | 3-6 | Khabibulin (25-28) | | |
| TOTALS | | Scoring by Period | | | | | Shots by Period | | | | Tot. | Power Plays | Penalties/Minutes | Goalie (Saves - Shots) | Tot. Attn. Avg. Attn. | | |
| Opp. | 1 | 2 | 3 | OT | SO | F | 1 | 2 | 3 | OT | | | | | | | |
| ANAHEIM | 4 | 1 | 3 | - | - | 8 | 34 | 35 | 27 | - | 96 | 2-13 | 10-20 | Hiller (54-56), Fasth (24-24) | 48,826 | | |
| Edmonton | 1 | 0 | 1 | - | - | 2 | 29 | 17 | 34 | - | 80 | 0-10 | 13-26 | Dubnyk (63-68), Khabibulin (25-28) | 16,275 | | |

ANAHEIM DUCKS

2012-13 SEASON SERIES RESULTS



LOS ANGELES KINGS
 2012-13 Results: 2-2-0
 Overall History: 49-41-22



| Date | Opp. | Scoring by Period | | | | | Shots by Period | | | | | Tot. | Power Plays | Penalties/Minutes | GWG | Goalie (Saves-Shots) | Attn. |
|---------------|-----------------|--------------------------|----------|-----------|-----------|----------|------------------------|----------|----------|-----------|----------|-------------|--------------------|--------------------------------|-------------------------------|------------------------------|----------|
| | | 1 | 2 | 3 | OT | SO | F | 1 | 2 | 3 | OT | | | | | | |
| 2/2 | at ANAHEIM | 3 | 2 | 2 | - | - | 7 | 11 | 6 | 8 | - | 25 | 3-4 | 5-13 | Palmieri | Hiller (30-34) | 17,436 |
| | Los Angeles | 2 | 2 | 0 | - | - | 4 | 11 | 15 | 8 | - | 34 | 2-4 | 5-13 | | Quick (1-3), BERNIER (17-21) | |
| 2/25 | ANAHEIM | 0 | 2 | 0 | - | - | 2 | 7 | 14 | 5 | - | 26 | 1-3 | 3-9 | Voynov | Fasth (20-24) | 18,118 |
| | at Los Angeles | 0 | 2 | 3 | - | - | 5 | 9 | 11 | 5 | - | 25 | 1-2 | 4-11 | | Quick (24-26) | |
| 4/7 | at ANAHEIM (so) | 1 | 1 | 1 | 0 | 1 | 4 | 8 | 7 | 5 | 2 | 22 | 1-4 | 3-6 | Koivu | Fasth (35-38) | 17,494 |
| | Los Angeles | 0 | 2 | 1 | 0 | 0 | 3 | 9 | 10 | 16 | 3 | 38 | 1-2 | 5-10 | | Bernier (19-22) | |
| 4/13 | ANAHEIM | 0 | 1 | 0 | - | - | 1 | 1 | 8 | 11 | - | 20 | 0-1 | 5-12 | Richards | Fasth (16-18) | 18,473 |
| | at Los Angeles | 1 | 1 | 0 | - | - | 2 | 6 | 3 | 9 | - | 18 | 1-6 | 1-2 | | Quick (19-20) | |
| TOTALS | | Scoring by Period | | | | | Shots by Period | | | | | Tot. | Power Plays | Penalties/Minutes | Goalie (Saves - Shots) | Tot. Attn. Avg. Attn. | |
| Opp. | 1 | 2 | 3 | OT | SO | F | 1 | 2 | 3 | OT | 1 | | | | | | 2 |
| ANAHEIM | 4 | 6 | 3 | 0 | 1 | 14 | 27 | 35 | 29 | 2 | 93 | 5-12 | 16-40 | Hiller (30-34), Fasth (71-80) | 71,521 | | |
| Los Angeles | 3 | 7 | 4 | 0 | 0 | 14 | 35 | 39 | 38 | 3 | 115 | 5-14 | 15-36 | Quick (44-71), Bernier (36-43) | 17,880 | | |

MINNESOTA WILD
 2012-13 Results: 3-0-0
 Overall History: 22-16-9



| Date | Opp. | Scoring by Period | | | | | Shots by Period | | | | | Tot. | Power Plays | Penalties/Minutes | GWG | Goalie (Saves-Shots) | Attn. |
|---------------|--------------|--------------------------|----------|-----------|-----------|----------|------------------------|----------|----------|-----------|----------|-------------|--------------------|------------------------------------|-------------------------------|------------------------------|----------|
| | | 1 | 2 | 3 | OT | SO | F | 1 | 2 | 3 | OT | | | | | | |
| 2/1 | at ANAHEIM | 0 | 1 | 2 | - | - | 3 | 13 | 9 | 9 | - | 31 | 1-2 | 1-2 | Palmieri | Fasth (26-27) | 13,007 |
| | Minnesota | 1 | 0 | 0 | - | - | 1 | 6 | 8 | 13 | - | 27 | 0-1 | 2-4 | | Backstrom (28-31) | |
| 3/1 | at ANAHEIM | 2 | 1 | 0 | - | - | 3 | 12 | 6 | 11 | - | 29 | 0-1 | 5-16 | Beleskey | Hiller (31-33) | 15,264 |
| | Minnesota | 0 | 0 | 2 | - | - | 2 | 8 | 15 | 10 | - | 33 | 0-3 | 3-12 | | Kuemper (26-29) | |
| 3/12 | ANAHEIM | 0 | 0 | 2 | - | - | 2 | 3 | 4 | 14 | - | 21 | 0-3 | 8-30 | Sbisa | Hiller (30-31) | 18,808 |
| | at Minnesota | 1 | 0 | 0 | - | - | 1 | 8 | 14 | 9 | - | 31 | 1-5 | 5-13 | | Backstrom (18-21) | |
| TOTALS | | Scoring by Period | | | | | Shots by Period | | | | | Tot. | Power Plays | Penalties/Minutes | Goalie (Saves - Shots) | Tot. Attn. Avg. Attn. | |
| Opp. | 1 | 2 | 3 | OT | SO | F | 1 | 2 | 3 | OT | 1 | | | | | | 2 |
| ANAHEIM | 2 | 2 | 4 | - | - | 8 | 28 | 19 | 34 | - | 81 | 1-6 | 14-48 | Hiller (61-64), Fasth (26-27) | 47,079 | | |
| Minnesota | 2 | 0 | 2 | - | - | 4 | 22 | 37 | 32 | - | 91 | 1-9 | 10-29 | Backstrom (46-52), Kuemper (26-29) | 15,693 | | |

NASHVILLE PREDATORS
 2012-13 Results: 3-0-0
 Overall History: 30-18-7



| Date | Opp. | Scoring by Period | | | | | Shots by Period | | | | | Tot. | Power Plays | Penalties/Minutes | GWG | Goalie (Saves-Shots) | Attn. |
|---------------|-----------------|--------------------------|----------|-----------|-----------|----------|------------------------|----------|----------|-----------|----------|-------------|--------------------|----------------------------|-------------------------------|------------------------------|----------|
| | | 1 | 2 | 3 | OT | SO | F | 1 | 2 | 3 | OT | | | | | | |
| 1/26 | at ANAHEIM (so) | 0 | 1 | 1 | 0 | 1 | 3 | 7 | 6 | 6 | 3 | 22 | 0-4 | 3-6 | Perry | Fasth (19-21) | 17,174 |
| | Nashville | 1 | 0 | 1 | 0 | 0 | 2 | 7 | 6 | 6 | 2 | 21 | 0-3 | 4-8 | | Rinne (20-22) | |
| 2/16 | ANAHEIM (so) | 1 | 1 | 0 | 0 | 1 | 3 | 6 | 9 | 5 | 2 | 22 | 0-2 | 5-10 | Perry | Fasth (32-34) | 17,322 |
| | at Nashville | 1 | 1 | 0 | 0 | 0 | 2 | 14 | 9 | 9 | 2 | 34 | 0-5 | 2-4 | | Rinne (20-22) | |
| 2/27 | at ANAHEIM | 3 | 2 | 0 | - | - | 5 | 13 | 8 | 7 | - | 28 | 2-3 | 4-11 | Palmieri | Fasth (20-21) | 13,630 |
| | Nashville | 0 | 1 | 0 | - | - | 1 | 9 | 8 | 4 | - | 21 | 0-2 | 5-13 | | RINNE (16-21), Mason (7-7) | |
| TOTALS | | Scoring by Period | | | | | Shots by Period | | | | | Tot. | Power Plays | Penalties/Minutes | Goalie (Saves - Shots) | Tot. Attn. Avg. Attn. | |
| Opp. | 1 | 2 | 3 | OT | SO | F | 1 | 2 | 3 | OT | 1 | | | | | | 2 |
| ANAHEIM | 4 | 4 | 1 | 0 | 2 | 11 | 26 | 23 | 18 | 5 | 72 | 2-9 | 12-27 | Fasth (71-76) | 48,126 | | |
| Nashville | 2 | 2 | 1 | 0 | 0 | 5 | 30 | 23 | 19 | 4 | 76 | 0-10 | 11-25 | Rinne (56-65), Mason (7-7) | 16,042 | | |

PHOENIX COYOTES
 2012-13 Results: 1-1-2
 Overall History: 54-29-16



| Date | Opp. | Scoring by Period | | | | | Shots by Period | | | | | Tot. | Power Plays | Penalties/Minutes | GWG | Goalie (Saves-Shots) | Attn. |
|---------------|-----------------|--------------------------|----------|-----------|-----------|----------|------------------------|----------|----------|-----------|----------|-------------|--------------------|----------------------------------|-------------------------------|------------------------------|----------|
| | | 1 | 2 | 3 | OT | SO | F | 1 | 2 | 3 | OT | | | | | | |
| 3/2 | ANAHEIM | 1 | 2 | 1 | 0 | 0 | 4 | 14 | 11 | 7 | 3 | 35 | 1-3 | 1-2 | Sullivan | Fasth (33-37) | 15,227 |
| | at Phoenix (so) | 1 | 1 | 2 | 0 | 1 | 5 | 8 | 8 | 17 | 4 | 37 | 0-0 | 4-8 | | Smith (31-35) | |
| 3/4 | ANAHEIM | 1 | 1 | 2 | 0 | 0 | 4 | 14 | 9 | 8 | 0 | 31 | 1-2 | 4-8 | Ekman-Larsson | Hiller (36-40) | 11,024 |
| | at Phoenix (so) | 0 | 2 | 2 | 0 | 1 | 5 | 13 | 15 | 7 | 5 | 40 | 1-4 | 2-4 | | Smith (27-31) | |
| 3/6 | at ANAHEIM | 1 | 0 | 1 | - | - | 2 | 8 | 10 | 6 | - | 24 | 0-1 | 3-6 | Perry | Hiller (18-18) | 13,456 |
| | Phoenix | 0 | 0 | 0 | - | - | 0 | 3 | 6 | 9 | - | 18 | 0-3 | 1-2 | | LaBarbera (22-24) | |
| 4/27 | at ANAHEIM | 1 | 1 | 1 | - | - | 3 | 17 | 6 | 23 | - | 46 | 1-4 | 2-4 | Vrbata | Fasth (26-30) | 17,442 |
| | Phoenix | 2 | 1 | 2 | - | - | 5 | 10 | 9 | 12 | - | 31 | 0-2 | 5-18 | | LaBarbera (43-46) | |
| TOTALS | | Scoring by Period | | | | | Shots by Period | | | | | Tot. | Power Plays | Penalties/Minutes | Goalie (Saves - Shots) | Tot. Attn. Avg. Attn. | |
| Opp. | 1 | 2 | 3 | OT | SO | F | 1 | 2 | 3 | OT | 1 | | | | | | 2 |
| ANAHEIM | 4 | 4 | 5 | 0 | 0 | 13 | 53 | 36 | 44 | 3 | 136 | 3-10 | 10-20 | Hiller (54-58), Fasth (59-67) | 57,149 | | |
| Phoenix | 3 | 4 | 6 | 0 | 2 | 15 | 34 | 38 | 45 | 9 | 126 | 1-9 | 12-32 | Smith (58-66), LaBarbera (65-70) | 14,287 | | |



ANAHEIM DUCKS

2012-13 SEASON SERIES RESULTS

ST. LOUIS BLUES

2012-13 Results: 2-0-1

Overall History: 33-32-10



| Date | Opp. | Scoring by Period | | | | | Shots by Period | | | | | Power Plays | Penalties/ Minutes | GWG | Goalie (Saves-Shots) | Attn. | |
|---------------|--------------|--------------------------|----------|----------|-----------|-----------|------------------------|----------|----------|----------|-----------|--------------------|---------------------------|-------------------------------|---|-----------------|-------------------|
| | | 1 | 2 | 3 | OT | SO | F | 1 | 2 | 3 | OT | | | | | | Tot. |
| 2/9 | ANAHEIM | 1 | 3 | 1 | 0 | 1 | 6 | 6 | 10 | 5 | 2 | 23 | 0-1 | 2-4 | Bonino | Fasth (26-31) | 18,835 |
| | at St. Louis | 3 | 0 | 2 | 0 | 0 | 5 | 11 | 6 | 12 | 2 | 31 | 2-2 | 1-2 | | Elliott (18-23) | |
| 3/10 | at ANAHEIM | 0 | 1 | 3 | - | - | 4 | 9 | 7 | 6 | - | 22 | 1-7 | 3-6 | Perry | Hiller (29-31) | 17,174 |
| | St. Louis | 1 | 0 | 1 | - | - | 2 | 10 | 14 | 7 | - | 31 | 1-3 | 7-14 | | Halak (18-21) | |
| 3/16 | ANAHEIM | 1 | 0 | 0 | 0 | - | 1 | 9 | 10 | 9 | 0 | 28 | 0-2 | 3-6 | | Hiller (19-21) | 19,593 |
| | at St. Louis | 0 | 1 | 0 | 1 | - | 2 | 6 | 12 | 2 | 1 | 21 | 1-3 | 2-4 | Stewart | Allen (27-28) | |
| TOTALS | | Scoring by Period | | | | | Shots by Period | | | | | Power Plays | Penalties/ Minutes | Goalie (Saves - Shots) | Tot. Attn. | | |
| | Opp. | 1 | 2 | 3 | OT | SO | F | 1 | 2 | 3 | OT | Tot. | | | | | Avg. Attn. |
| | ANAHEIM | 2 | 4 | 4 | 0 | 1 | 11 | 24 | 27 | 20 | 2 | 73 | 1-10 | 8-16 | Hiller (48-52), Fasth (26-31) | 55,602 | |
| | St. Louis | 4 | 1 | 3 | 1 | 0 | 9 | 27 | 32 | 21 | 3 | 83 | 2-8 | 10-20 | Elliott (18-23), Halak (18-21), Allen (27-28) | 18,534 | |

SAN JOSE SHARKS

2012-13 Results: 2-2-1

Overall History: 52-52-9



| Date | Opp. | Scoring by Period | | | | | Shots by Period | | | | | Power Plays | Penalties/ Minutes | GWG | Goalie (Saves-Shots) | Attn. | |
|---------------|-------------|--------------------------|----------|----------|-----------|-----------|------------------------|----------|----------|----------|-----------|--------------------|---------------------------|-------------------------------|--------------------------------|----------------|-------------------|
| | | 1 | 2 | 3 | OT | SO | F | 1 | 2 | 3 | OT | | | | | | Tot. |
| 1/29 | ANAHEIM | 0 | 2 | 0 | 0 | 0 | 2 | 13 | 8 | 7 | 2 | 30 | 0-4 | 2-4 | | Hiller (16-18) | 17,562 |
| | at San Jose | 1 | 0 | 1 | 0 | 1 | 3 | 4 | 6 | 7 | 1 | 18 | 0-2 | 4-8 | Handzus | Niemi (28-30) | |
| 2/4 | at ANAHEIM | 0 | 0 | 2 | - | - | 2 | 8 | 13 | 11 | - | 32 | 0-6 | 7-17 | Souray | Fasth (25-26) | 14,324 |
| | San Jose | 1 | 0 | 0 | - | - | 1 | 7 | 7 | 12 | - | 26 | 0-6 | 8-27 | | Greiss (30-32) | |
| 3/18 | at ANAHEIM | 1 | 3 | 1 | - | - | 5 | 7 | 15 | 6 | - | 28 | 0-1 | 4-11 | Getzlaf | Fasth (32-35) | 14,441 |
| | San Jose | 1 | 1 | 1 | - | - | 3 | 9 | 10 | 16 | - | 35 | 0-3 | 2-7 | | Niemi (23-27) | |
| 3/25 | at ANAHEIM | 0 | 1 | 2 | - | - | 3 | 8 | 9 | 10 | - | 27 | 0-2 | 5-10 | Sheppard | Fasth (34-38) | 16,083 |
| | San Jose | 2 | 1 | 2 | - | - | 5 | 10 | 21 | 8 | - | 39 | 0-5 | 2-4 | | Niemi (24-27) | |
| 3/27 | ANAHEIM | 0 | 0 | 0 | - | - | 0 | 10 | 7 | 5 | - | 22 | 0-2 | 6-18 | Pavelski | Hiller (25-29) | 17,562 |
| | at San Jose | 3 | 0 | 1 | - | - | 4 | 13 | 10 | 6 | - | 29 | 1-3 | 5-16 | | Niemi (22-22) | |
| TOTALS | | Scoring by Period | | | | | Shots by Period | | | | | Power Plays | Penalties/ Minutes | Goalie (Saves - Shots) | Tot. Attn. | | |
| | Opp. | 1 | 2 | 3 | OT | SO | F | 1 | 2 | 3 | OT | Tot. | | | | | Avg. Attn. |
| | ANAHEIM | 1 | 6 | 5 | 0 | 0 | 12 | 46 | 52 | 39 | 2 | 139 | 0-15 | 24-60 | Hiller (41-47), Fasth (91-99) | 79,972 | |
| | San Jose | 8 | 2 | 5 | 0 | 1 | 16 | 43 | 54 | 49 | 1 | 147 | 1-19 | 21-62 | Niemi (97-138), Greiss (30-32) | 15,994 | |

VANCOUVER CANUCKS

2012-13 Results: 2-1-0

Overall History: 32-35-15



| Date | Opp. | Scoring by Period | | | | | Shots by Period | | | | | Power Plays | Penalties/ Minutes | GWG | Goalie (Saves-Shots) | Attn. | |
|---------------|--------------|--------------------------|----------|----------|-----------|-----------|------------------------|----------|----------|----------|-----------|--------------------|---------------------------|-------------------------------|-----------------------------------|----------------------------------|-------------------|
| | | 1 | 2 | 3 | OT | SO | F | 1 | 2 | 3 | OT | | | | | | Tot. |
| 1/19 | ANAHEIM | 2 | 4 | 1 | - | - | 7 | 10 | 7 | 9 | - | 26 | 3-3 | 4-8 | Perry | Hiller (26-29) | 18,910 |
| | at Vancouver | 2 | 0 | 1 | - | - | 3 | 8 | 16 | 5 | - | 29 | 2-4 | 3-6 | | SCHNEIDER (9-14), Luongo (10-12) | |
| 1/25 | at ANAHEIM | 0 | 0 | 0 | - | - | 0 | 11 | 9 | 10 | - | 30 | 0-2 | 11-31 | | Hiller (29-34) | 17,529 |
| | Vancouver | 2 | 1 | 2 | - | - | 5 | 13 | 8 | 13 | - | 34 | 3-9 | 5-16 | D. Sedin | Schneider (30-30) | |
| 4/25 | ANAHEIM | 0 | 2 | 1 | - | - | 3 | 11 | 14 | 5 | - | 30 | 1-3 | 3-8 | Staubitz | Hiller (28-29) | 18,910 |
| | at Vancouver | 0 | 0 | 1 | - | - | 1 | 5 | 4 | 20 | - | 29 | 1-4 | 3-6 | | Luongo (27-29) | |
| TOTALS | | Scoring by Period | | | | | Shots by Period | | | | | Power Plays | Penalties/ Minutes | Goalie (Saves - Shots) | Tot. Attn. | | |
| | Opp. | 1 | 2 | 3 | OT | SO | F | 1 | 2 | 3 | OT | Tot. | | | | | Avg. Attn. |
| | ANAHEIM | 2 | 6 | 2 | - | - | 10 | 32 | 30 | 24 | - | 86 | 4-8 | 18-47 | Hiller (83-92) | 55,349 | |
| | Vancouver | 4 | 1 | 4 | - | - | 9 | 26 | 28 | 38 | - | 92 | 6-17 | 11-28 | Schneider (39-44), Luongo (37-41) | 18,450 | |

ANAHEIM DUCKS

vs. CHICAGO



ALL-TIME SERIES SUMMARY

| Season | Series Results | GF | GA | SF | SA | Power Play | Penalty Killing |
|---------------|---------------------------------|------------------|------------------|--------------------|--------------------|----------------------|-----------------------|
| 1993-94 | 1-4-0 (0-2-0 in ANA) | 10 (0.7) | 13 (2.6) | 129 (25.8) | 146 (29.2) | 2-20 (10.0) | 14-16 (87.5) |
| 1994-95 | 1-3-0 (1-1-0 in ANA) | 5 (1.3) | 12 (3.0) | 84 (21.0) | 126 (31.5) | 0-19 (0.0) | 12-16 (75.0) |
| 1995-96 | 0-3-1 (0-2-0 in ANA) | 7 (1.8) | 14 (3.5) | 81 (20.3) | 138 (34.5) | 3-23 (13.0) | 17-22 (77.3) |
| 1996-97 | 3-0-1 (1-0-1 in ANA) | 11 (2.8) | 6 (1.5) | 104 (26.0) | 111 (27.8) | 4-17 (23.5) | 13-15 (86.7) |
| 1997-98 | 2-2-0 (1-1-0 in ANA) | 7 (1.8) | 11 (2.8) | 113 (28.3) | 128 (32.0) | 0-24 (0.0) | 15-18 (83.3) |
| 1998-99 | 3-1-0 (2-0-0 in ANA) | 13 (3.3) | 8 (2.0) | 102 (25.5) | 106 (26.5) | 3-17 (17.6) | 18-21 (85.7) |
| 1999-00 | 3-1-1-0 (2-0-0-0 in ANA) | 17 (3.4) | 15 (3.0) | 139 (27.8) | 130 (26.0) | 5-20 (25.0) | 16-19 (84.2) |
| 2000-01 | 2-2-0-0 (1-1-0-0 in ANA) | 11 (2.8) | 9 (2.3) | 86 (21.5) | 137 (34.3) | 3-10 (30.0) | 17-19 (89.4) |
| 2001-02 | 1-2-1-0 (1-0-1-0 in ANA) | 8 (2.0) | 7 (1.8) | 110 (27.5) | 129 (32.3) | 2-19 (10.5) | 11-13 (84.6) |
| 2002-03 | 4-0-0-0 (2-0-0-0 in ANA) | 16 (4.0) | 10 (2.5) | 112 (28.0) | 128 (32.0) | 4-15 (26.6) | 12-12 (100.0) |
| 2003-04 | 2-1-1-0 (1-0-1-0 in ANA) | 11(2.8) | 9 (2.3) | 123 (30.1) | 124 (31.0) | 3-17 (17.6) | 17-20 (85.0) |
| 2005-06 | 4-0-0 (2-0-0 in ANA) | 14 (3.5) | 6 (1.5) | 111 (27.8) | 121 (30.3) | 3-30 (10.0) | 23-24 (95.8) |
| 2006-07 | 3-0-1 (1-0-1 in ANA) | 14 (3.5) | 7 (1.8) | 116 (29.0) | 92 (23.0) | 6-28 (21.4) | 14-17 (82.4) |
| 2007-08 | 3-1-0 (2-0-0 in ANA) | 13 (3.3) | 10 (2.5) | 101 (25.3) | 123 (30.8) | 4-25 (16.0) | 19-22 (86.4) |
| 2008-09 | 1-2-1 (1-1-0 in ANA) | 7 (1.8) | 10 (2.5) | 119 (29.8) | 131 (32.8) | 2-9 (22.2) | 10-12 (83.3) |
| 2009-10 | 3-1-0 (2-0-0 in ANA) | 12 (3.0) | 8 (2.0) | 106 (26.5) | 140 (35.0) | 4-12 (33.3) | 12-14 (85.7) |
| 2010-11 | 2-1-1 (1-1-0 in ANA) | 7 (1.8) | 9 (2.3) | 96 (24.0) | 145 (36.3) | 1-12 (8.3) | 8-10 (80.0) |
| 2011-12 | 1-1-2 (1-0-1 in ANA) | 11 (2.8) | 11 (2.8) | 122 (30.5) | 120 (30.0) | 3-15 (20.0) | 12-16 (75.0) |
| 2012-13 | 3-0-0 (1-0-0 in ANA) | 8 (2.7) | 5 (1.7) | 81 (27.0) | 80 (26.7) | 1-7 (14.3) | 9-12 (75.0) |
| Totals | 42-25-10 (23-8-5 in ANA) | 202 (2.6) | 182 (2.4) | 2035 (26.4) | 2355 (30.6) | 53-339 (15.6) | 269-318 (84.6) |

2012-13 SERIES NOTES: The Ducks posted a 3-0-0 record against the Blackhawks in 2012-13, becoming the only team to go undefeated vs. Chicago during the regular season...Ryan Getzlaf led the team in scoring, earning 1-3=4 points in three games...Sheldon Souray (2-0=2) had a team-high two goals, while Francois Beauchemin (0-3=3) shared the team lead in assists with Getzlaf...Jonas Hiller started two of the three games in the season series, going 2-0-0 with a 1.50 GAA and .940 SV%...on Feb. 12 at the United Center, Andrew Cogliano scored the game-tying goal with less than three minutes remaining in regulation and right wing Corey Perry collected the shootout winner as the Ducks went on to claim a 3-2 victory...Viktor Fasth stopped 2-of-3 shootout attempts and 28-of-30 shots in regulation/overtime to improve to 6-0-0...the season series shifted to Honda Center on Mar. 20, when Anaheim pushed its franchise-best home winning streak to 13 games with a 4-2 victory before an all-time record 17,610...trailing by one through two periods, the Ducks exploded with three goals in the third from Bobby Ryan, Teemu Selanne and Souray (empty net) to secure their 14th come-from-behind win...the series finale took place on Mar. 29 in Chicago, where Anaheim recorded a 2-1 win on the strength of goals by Perry and Souray...Hiller made stops on 25-of-26 shots for his 12th win of the season.

ALL-TIME INDIVIDUAL DUCKS SCORING VS. CHICAGO

| Player | ALL-TIME | | | | | AS A DUCK | | | | | 2012-13 | | | | |
|----------------|----------|----|----|-----|-----|-----------|----|----|-----|-----|---------|---|---|-----|-----|
| | GP | G | A | Pts | PIM | GP | G | A | Pts | PIM | GP | G | A | Pts | PIM |
| T. Selanne | 71 | 32 | 33 | 65 | 20 | 44 | 25 | 20 | 45 | 8 | 3 | 1 | 0 | 1 | 0 |
| C. Perry | 29 | 12 | 15 | 27 | 31 | 29 | 12 | 15 | 27 | 31 | 2 | 1 | 0 | 1 | 2 |
| R. Getzlaf | 27 | 5 | 19 | 24 | 21 | 27 | 5 | 19 | 24 | 21 | 3 | 1 | 3 | 4 | 0 |
| S. Koivu | 28 | 6 | 11 | 17 | 8 | 14 | 2 | 4 | 6 | 2 | 3 | 0 | 0 | 0 | 0 |
| R. Dvorak | 34 | 9 | 8 | 17 | 8 | - | - | - | - | - | - | - | - | - | - |
| B. Ryan | 20 | 7 | 6 | 13 | 4 | 20 | 7 | 6 | 13 | 4 | 3 | 1 | 1 | 2 | 0 |
| M. Lombardi | 24 | 5 | 6 | 11 | 20 | - | - | - | - | - | 1 | 0 | 0 | 0 | 0 |
| A. Cogliano | 23 | 8 | 3 | 11 | 12 | 7 | 3 | 1 | 4 | 0 | 3 | 1 | 0 | 1 | 0 |
| F. Beauchemin | 20 | 1 | 10 | 11 | 12 | 19 | 1 | 10 | 11 | 12 | 3 | 0 | 3 | 3 | 4 |
| T. Lydman | 29 | 1 | 5 | 6 | 34 | 10 | 0 | 2 | 2 | 18 | 2 | 0 | 0 | 0 | 6 |
| S. Souray | 21 | 4 | 2 | 6 | 13 | 3 | 2 | 0 | 2 | 6 | 3 | 2 | 0 | 2 | 6 |
| D. Winnik | 21 | 0 | 5 | 5 | 10 | 3 | 0 | 1 | 1 | 0 | 3 | 0 | 1 | 1 | 0 |
| B. Allen | 19 | 1 | 2 | 3 | 19 | 3 | 0 | 0 | 0 | 0 | 3 | 0 | 0 | 0 | 0 |
| C. Fowler | 10 | 0 | 3 | 3 | 0 | 10 | 0 | 3 | 3 | 0 | 2 | 0 | 0 | 0 | 0 |
| D. Steckel | 5 | 0 | 3 | 3 | 4 | 2 | 0 | 0 | 0 | 0 | 2 | 0 | 0 | 0 | 0 |
| B. Lovejoy | 3 | 0 | 3 | 3 | 0 | 2 | 0 | 2 | 2 | 0 | 2 | 0 | 2 | 2 | 0 |
| N. Bonino | 5 | 0 | 2 | 2 | 0 | 5 | 0 | 2 | 2 | 0 | 1 | 0 | 1 | 1 | 0 |
| L. Sbisà | 12 | 0 | 2 | 2 | 2 | 11 | 0 | 2 | 2 | 2 | 3 | 0 | 1 | 1 | 0 |
| M. Beleskey | 10 | 0 | 1 | 1 | 7 | 10 | 0 | 1 | 1 | 7 | 2 | 0 | 0 | 0 | 0 |
| K. Palmieri | 5 | 0 | 2 | 2 | 0 | 5 | 0 | 2 | 2 | 0 | 3 | 0 | 1 | 1 | 0 |
| B. Staubitz | 12 | 0 | 0 | 0 | 31 | 3 | 0 | 0 | 0 | 17 | 3 | 0 | 0 | 0 | 17 |
| E. Etem | 3 | 0 | 0 | 0 | 0 | 3 | 0 | 0 | 0 | 0 | 3 | 0 | 0 | 0 | 0 |
| P. Holland | 2 | 1 | 0 | 1 | 0 | 2 | 1 | 0 | 1 | 0 | 2 | 1 | 0 | 1 | 0 |
| D. Smith-Pelly | 2 | 0 | 0 | 0 | 0 | 2 | 0 | 0 | 0 | 0 | - | - | - | - | - |
| P. Maroon | 1 | 0 | 0 | 0 | 2 | 1 | 0 | 0 | 0 | 2 | - | - | - | - | - |
| S. Vatanen | - | - | - | - | - | - | - | - | - | - | - | - | - | - | - |

| Goaltender | ALL-TIME | | | | | | AS A DUCK | | | | | | 2012-13 | | | | | |
|------------|----------|-----|--------|----|----|------|-----------|-----|--------|----|----|------|---------|-----|--------|----|----|------|
| | GP | Min | Record | GA | SO | GAA | GP | Min | Record | GA | SO | GAA | GP | Min | Record | GA | SO | GAA |
| J. Hiller | 16 | 868 | 9-4-3 | 36 | 1 | 2.49 | 16 | 868 | 9-4-3 | 36 | 1 | 2.49 | 2 | 120 | 2-0-0 | 3 | 0 | 1.50 |
| V. Fasth | 1 | 65 | 1-0-0 | 2 | 0 | 1.85 | 1 | 65 | 1-0-0 | 2 | 0 | 1.85 | 1 | 65 | 1-0-0 | 2 | 0 | 1.85 |



ANAHEIM DUCKS

vs. DETROIT

ALL-TIME SERIES SUMMARY

| Season | Series Results | GF | GA | SF | SA | Power Play | Penalty Killing |
|---------------|----------------------------------|------------------|------------------|--------------------|--------------------|----------------------|-----------------------|
| 1993-94 | 0-3-1 (0-2-0 in ANA) | 12 (3.0) | 22 (5.5) | 110 (27.5) | 151 (37.8) | 7-18 (38.8) | 10-15 (66.6) |
| 1994-95 | 0-3-1 (0-1-1 in ANA) | 15 (3.8) | 21 (5.3) | 109 (27.3) | 152 (38.0) | 5-18 (27.8) | 9-12 (75.0) |
| 1995-96 | 0-3-1 (0-1-1 in ANA) | 6 (1.5) | 18 (4.5) | 98 (24.5) | 145 (36.3) | 3-18 (11.6) | 11-20 (55.0) |
| 1996-97 | 3-0-1 (2-0-0 in ANA) | 7 (1.8) | 3 (.08) | 99 (24.8) | 134 (33.0) | 1-11 (9.0) | 13-13 (100) |
| 1997-98 | 0-3-1 (0-2-0 in ANA) | 7 (1.8) | 13 (3.3) | 102 (25.5) | 151 (37.8) | 1-19 (5.3) | 10-16 (62.5) |
| 1998-99 | 1-3-0 (1-1-0 in ANA) | 9 (2.3) | 12 (3.0) | 110 (27.5) | 136 (34.0) | 5-23 (21.7) | 19-23 (82.6) |
| 1999-00 | 2-2-0-0 (2-0-0-0 in ANA) | 12 (3.0) | 13 (3.3) | 103 (25.8) | 123 (30.8) | 4-19 (21.1) | 13-18 (72.2) |
| 2000-01 | 0-3-0-1 (0-2-0-0 in ANA) | 6 (1.5) | 11 (2.7) | 85 (21.2) | 149 (37.2) | 1-18 (5.6) | 16-23 (69.6) |
| 2001-02 | 1-2-1-0 (0-1-1-0 in ANA) | 6 (1.5) | 8 (2.0) | 103 (25.7) | 107 (26.7) | 1-18 (5.6) | 12-18 (66.6) |
| 2002-03 | 1-2-0-1 (1-1-0-0 in ANA) | 8 (2.0) | 9 (2.3) | 112 (28.0) | 139 (34.8) | 2-24 (8.3) | 13-15 (86.7) |
| 2003-04 | 1-2-1-0 (1-0-1-0 in ANA) | 13 (3.3) | 18 (4.5) | 115 (28.8) | 160 (40.0) | 2-11 (18.2) | 13-15 (86.6) |
| 2005-06 | 1-3-0 (1-1-0 in ANA) | 6 (1.5) | 9 (2.3) | 104 (26.0) | 130 (32.5) | 3-18 (16.7) | 19-25 (76.0) |
| 2006-07 | 2-2-0 (2-0-0 in ANA) | 9 (2.3) | 6 (1.5) | 105 (26.3) | 115 (28.8) | 4-21 (19.0) | 19-22 (86.4) |
| 2007-08 | 2-1-1 (1-1-0 in ANA) | 12 (3.0) | 10 (2.5) | 88 (22.0) | 139 (34.8) | 4-24 (16.7) | 23-27 (85.2) |
| 2008-09 | 1-3-0 (1-1-0 in ANA) | 11 (2.8) | 15 (3.8) | 104 (26.0) | 152 (38.0) | 5-18 (27.8) | 15-20 (75.0) |
| 2009-10 | 2-1-1 (2-0-0 in ANA) | 13 (3.3) | 12 (3.0) | 115 (28.8) | 154 (38.5) | 2-14 (14.3) | 17-23 (73.9) |
| 2010-11 | 1-3-0 (1-1-0 in ANA) | 6 (1.5) | 14 (3.5) | 115 (28.8) | 142 (35.5) | 0-9 (0.0) | 17-19 (89.5) |
| 2011-12 | 1-2-1 (1-1-0 in ANA) | 7 (1.8) | 11 (2.8) | 110 (27.5) | 127 (31.8) | 1-19 (5.2) | 18-19 (94.7) |
| 2012-13 | 1-2-0 (0-2-0 in ANA) | 7 (2.3) | 9 (3.0) | 105 (35.0) | 72 (24.0) | 1-9 (11.1) | 9-12 (75.0) |
| Totals | 20-43-12 (16-18-4 in ANA) | 170 (2.3) | 230 (3.1) | 1992 (26.6) | 2578 (34.4) | 52-331 (15.7) | 276-355 (77.7) |

2012-13 SERIES NOTES: In three contests, Anaheim went 1-2-0 vs. Detroit in 2012-13...the first of three contests took place at Joe Louis Arena on Feb. 15, a 5-2 Ducks win in head coach Bruce Boudreau's 400th career NHL game behind the bench...Andrew Cogliano scored two goals for his fifth career multi-goal game...his first goal served as the game-winner, his first of the season...Matt Beleskey, Corey Perry and Bobby Ryan also scored for Anaheim...Viktor Fasth stopped 26-of-28 shots to become the first NHL goaltender to win his first seven decisions since Dan Ellis from 2004-07...in consecutive contests at Honda Center from Mar. 22-24, the Ducks fell to the Red Wings by scores of 5-1 and 2-1, respectively...it marked just the second time in franchise history the Ducks faced the same opponent in consecutive contests at Honda Center (also Nov. 13 & 16, 2005 vs. Dallas)...the first contest on Mar. 22 marked the end of Anaheim's franchise-record 13-game home winning streak...despite scoring first with a Teemu Selanne goal at 11:31 of the first period, the Ducks were shut out the rest of the way as Detroit went on to score five unanswered goals...Fasth (8-of-11) and Jonas Hiller (10-of-12) shared duties in net, with Fasth recording the loss...on Mar. 24, the Red Wings jumped out to an early 2-0 lead with goals by Dan Cleary and Drew Miller...Ryan Getzlaf answered back with a goal at 19:14 of the second period on the power play...Anaheim would go on to outshoot Detroit by a 34-21 margin but could not come up with the equalizer in the third period...Jonas Hiller turned away 19-of-21 shots in the loss, his first setback in regulation since Feb. 8 at Dallas...Perry and Getzlaf led Anaheim in season series scoring vs. Detroit, each picking up 1-2=3 points in three contests.

ALL-TIME INDIVIDUAL DUCKS SCORING VS. DETROIT

| Player | ALL-TIME | | | | | AS A DUCK | | | | | 2012-13 | | | | |
|----------------|----------|----|----|-----|-----|-----------|----|----|-----|-----|---------|---|---|-----|-----|
| | GP | G | A | Pts | PIM | GP | G | A | Pts | PIM | GP | G | A | Pts | PIM |
| T. Selanne | 69 | 24 | 36 | 60 | 76 | 42 | 14 | 22 | 36 | 70 | 3 | 1 | 1 | 2 | 20 |
| R. Getzlaf | 30 | 9 | 25 | 34 | 51 | 30 | 9 | 25 | 34 | 51 | 3 | 1 | 2 | 3 | 21 |
| C. Perry | 29 | 6 | 10 | 16 | 57 | 29 | 6 | 10 | 16 | 57 | 3 | 1 | 2 | 3 | 10 |
| S. Koivu | 24 | 5 | 8 | 13 | 14 | 13 | 3 | 4 | 7 | 6 | 3 | 0 | 2 | 2 | 0 |
| R. Dvorak | 36 | 7 | 6 | 13 | 14 | - | - | - | - | - | - | - | - | - | - |
| B. Ryan | 19 | 7 | 3 | 10 | 15 | 19 | 7 | 3 | 10 | 15 | 3 | 1 | 0 | 1 | 7 |
| A. Cogliano | 23 | 5 | 4 | 9 | 12 | 7 | 2 | 1 | 3 | 2 | 3 | 2 | 0 | 2 | 2 |
| M. Lombardi | 22 | 4 | 4 | 8 | 10 | - | - | - | - | - | - | - | - | - | - |
| S. Souray | 20 | 2 | 3 | 5 | 19 | 3 | 0 | 0 | 0 | 4 | 3 | 0 | 0 | 0 | 4 |
| D. Winnik | 20 | 2 | 3 | 5 | 4 | 3 | 0 | 0 | 0 | 0 | 3 | 0 | 0 | 0 | 0 |
| F. Beauchemin | 21 | 1 | 3 | 4 | 18 | 18 | 1 | 2 | 3 | 18 | 3 | 0 | 0 | 0 | 2 |
| M. Beleskey | 12 | 2 | 1 | 3 | 13 | 12 | 2 | 1 | 3 | 13 | 3 | 1 | 1 | 2 | 9 |
| T. Lydman | 30 | 0 | 2 | 2 | 14 | 10 | 0 | 0 | 0 | 8 | 3 | 0 | 0 | 0 | 2 |
| B. Allen | 19 | 1 | 1 | 2 | 17 | 2 | 0 | 0 | 0 | 0 | 2 | 0 | 0 | 0 | 0 |
| B. Staubitz | 9 | 1 | 1 | 2 | 4 | - | - | - | - | - | - | - | - | - | - |
| K. Palmieri | 4 | 2 | 1 | 3 | 5 | 4 | 2 | 1 | 3 | 5 | 3 | 0 | 1 | 1 | 5 |
| C. Fowler | 9 | 0 | 3 | 3 | 0 | 9 | 0 | 3 | 3 | 0 | 2 | 0 | 1 | 1 | 0 |
| D. Steckel | 7 | 2 | 0 | 2 | 0 | 2 | 0 | 0 | 0 | 0 | 2 | 0 | 0 | 0 | 0 |
| B. Lovejoy | 3 | 0 | 1 | 1 | 0 | 2 | 0 | 0 | 0 | 0 | 2 | 0 | 0 | 0 | 0 |
| L. Sbisà | 8 | 0 | 0 | 0 | 0 | 8 | 0 | 0 | 0 | 0 | 3 | 0 | 0 | 0 | 0 |
| N. Bonino | 4 | 0 | 0 | 0 | 0 | 4 | 0 | 0 | 0 | 0 | 1 | 0 | 0 | 0 | 0 |
| P. Holland | 4 | 0 | 0 | 0 | 2 | 4 | 0 | 0 | 0 | 2 | 3 | 0 | 0 | 0 | 2 |
| D. Smith-Pelly | 3 | 0 | 0 | 0 | 2 | 3 | 0 | 0 | 0 | 2 | - | - | - | - | - |
| E. Etem | 2 | 0 | 0 | 0 | 0 | 2 | 0 | 0 | 0 | 0 | 2 | 0 | 0 | 0 | 0 |
| P. Maroon | 1 | 0 | 0 | 0 | 0 | 1 | 0 | 0 | 0 | 0 | 1 | 0 | 0 | 0 | 0 |
| S. Vatanen | - | - | - | - | - | - | - | - | - | - | - | - | - | - | - |

| Goaltender | ALL-TIME | | | | | | AS A DUCK | | | | | | 2012-13 | | | | | |
|------------|----------|-----|--------|----|----|------|-----------|-----|--------|----|----|------|---------|-----|--------|----|----|------|
| | GP | Min | Record | GA | SO | GAA | GP | Min | Record | GA | SO | GAA | GP | Min | Record | GA | SO | GAA |
| J. Hiller | 12 | 647 | 3-7-1 | 30 | 1 | 2.78 | 12 | 647 | 3-7-1 | 30 | 1 | 2.78 | 2 | 96 | 0-1-0 | 4 | 0 | 2.50 |
| V. Fasth | 2 | 83 | 1-1-0 | 5 | 0 | 3.61 | 2 | 83 | 1-1-0 | 5 | 0 | 3.61 | 2 | 83 | 1-1-0 | 5 | 0 | 3.61 |

ANAHEIM DUCKS

vs. LOS ANGELES



ALL-TIME SERIES SUMMARY

| Season | Series Results | GF | GA | SF | SA | Power Play | Penalty Killing |
|---------------|-----------------------------------|------------------|------------------|--------------------|--------------------|----------------------|-----------------------|
| 1993-94 | 2-4-0 (1-2-0 in ANA) | 18 (3.0) | 20 (3.3) | 212 (35.3) | 192 (32.0) | 8-33 (24.2) | 32-38 (94.2) |
| 1994-95 | 2-1-2 (1-0-1 in ANA) | 14 (2.8) | 10 (2.0) | 162 (32.4) | 149 (29.8) | 1-15 (06.6) | 13-17 (76.4) |
| 1995-96 | 2-3-1 (1-1-1 in ANA) | 14 (2.3) | 21 (3.5) | 208 (34.7) | 213 (35.5) | 3-27 (11.1) | 26-34 (76.5) |
| 1996-97 | 3-1-1 (3-0-0 in ANA) | 17 (3.4) | 13 (2.6) | 150 (30.0) | 159 (31.8) | 4-22 (18.2) | 26-27 (96.3) |
| 1997-98 | 1-3-1 (0-1-1 in ANA) | 14 (2.8) | 16 (3.2) | 133 (26.6) | 140 (28.0) | 2-24 (08.3) | 20-25 (80.0) |
| 1998-99 | 5-1-0 (3-0-0 in ANA) | 18 (3.0) | 9 (1.5) | 154 (25.7) | 215 (35.8) | 6-19 (31.6) | 25-29 (86.2) |
| 1999-00 | 2-1-2-1 (0-0-2-1 in ANA) | 17 (2.8) | 14 (2.3) | 176 (29.3) | 150 (25.0) | 6-25 (24.0) | 17-20 (85.0) |
| 2000-01 | 2-1-1-1 (2-0-0-1 in ANA) | 17 (3.4) | 14 (2.8) | 121 (24.2) | 163 (32.6) | 6-26 (23.1) | 22-26 (84.6) |
| 2001-02 | 0-3-1-1 (0-1-0-1 in ANA) | 7 (1.4) | 14 (2.8) | 140 (28.0) | 103 (20.6) | 1-27 (03.7) | 17-22 (77.3) |
| 2002-03 | 2-2-1-0 (1-1-1-0 in ANA) | 16 (3.2) | 17 (3.4) | 133 (26.6) | 141 (28.2) | 6-23 (26.0) | 21-23 (91.3) |
| 2003-04 | 1-3-1-1 (1-0-1-1 in ANA) | 17 (2.8) | 22 (3.6) | 175 (29.2) | 200 (33.3) | 4-20 (20.0) | 26-30 (86.6) |
| 2005-06 | 5-1-2 (3-0-1 in ANA) | 32 (4.0) | 19 (2.4) | 279 (34.9) | 256 (32.0) | 15-44 (34.1) | 45-53 (84.9) |
| 2006-07 | 4-2-2 (1-2-1 in ANA) | 23 (2.9) | 25 (3.1) | 227 (28.4) | 271 (33.9) | 8-33 (24.2) | 35-44 (79.5) |
| 2007-08 | 6-2-0 (3-0-0 in ANA)* | 23 (2.9) | 20 (2.5) | 247 (30.9) | 214 (26.8) | 5-36 (13.9) | 33-42 (78.6) |
| 2008-09 | 3-3-0 (2-1-0 in ANA) | 15 (2.5) | 15 (2.5) | 163 (27.2) | 157 (26.2) | 5-29 (17.2) | 27-33 (81.8) |
| 2009-10 | 2-3-1 (1-1-1 in ANA) | 16 (2.7) | 21 (3.5) | 161 (26.8) | 206 (34.3) | 6-19 (31.6) | 19-24 (79.2) |
| 2010-11 | 4-2-0 (2-1-0 in ANA) | 12 (2.0) | 10 (1.7) | 138 (23.0) | 175 (29.2) | 3-14 (21.4) | 21-23 (91.3) |
| 2011-12 | 1-3-2 (1-2-0 in ANA) | 13 (2.2) | 18 (3.0) | 162 (27.0) | 209 (34.8) | 3-20 (15.0) | 19-23 (82.6) |
| 2012-13 | 2-2-0 (2-0-0 in ANA) | 14 (3.5) | 14 (3.5) | 93 (23.2) | 115 (28.8) | 5-12 (41.7) | 9-14 (64.3) |
| Totals | 49-41-22 (28-13-14 in ANA) | 317 (2.8) | 312 (2.8) | 3234 (28.8) | 3428 (30.6) | 97-468 (20.7) | 453-547 (82.8) |

* - Game in O2 Arena in London, England not considered "Home Game"

2012-13 SERIES NOTES: The Ducks and Kings split the 2012-13 Freeway Faceoff, each team winning its two home games against its Southern California rival...Nick Bonino led Anaheim in goals and scoring (3-1=4) in the four-game set, which included his first career NHL hat trick in a 7-4 win on Feb. 2 at Honda Center...Teemu Selanne, Ryan Getzlaf, Sheldon Souray and Kyle Palmieri also scored for Anaheim in the series opening win...the Kings responded with a 5-2 victory on Feb. 25 at Staples Center, snapping a career-opening eight-decision winning streak for Viktor Fasth...Andrew Cogliano and Saku Koivu scored for Anaheim, which had a six-game winning streak and four-game road win streak snapped in the second game of back-to-backs for the club...the third game saw the Freeway Faceoff shift back to Honda Center, where Anaheim earned a 4-3 shootout victory on Apr. 7...Matt Belsekey netted a career-tying 1-1=2 points, while Palmieri and Corey Perry also scored for the Ducks...Anaheim went 3-for-3 in the shootout, receiving goals from Bobby Ryan, Koivu (GDG) and Perry...on Apr. 13 at Staples Center, Getzlaf scored his third shorthanded goal of the season and fourth of his career but the Ducks could not come up with the equalizer in a 2-1 loss to the Kings...the game marked the 100th as a Duck for Bruce Boudreau...Fasth started three of the four games, posting a 1-2-0 record with a 2.97 GAA...Jonas Hiller drew the start in the series opener, turning away 30-of-34 shots for the win.

ALL-TIME INDIVIDUAL DUCKS SCORING VS. LOS ANGELES

| Player | ALL-TIME | | | | | AS A DUCK | | | | | 2012-13 | | | | |
|----------------|----------|----|----|-----|-----|-----------|----|----|-----|-----|---------|---|---|-----|-----|
| | GP | G | A | Pts | PIM | GP | G | A | Pts | PIM | GP | G | A | Pts | PIM |
| T. Selanne | 102 | 52 | 66 | 118 | 53 | 70 | 37 | 50 | 87 | 43 | 4 | 1 | 0 | 1 | 0 |
| R. Getzlaf | 45 | 15 | 23 | 38 | 37 | 45 | 15 | 23 | 38 | 37 | 3 | 2 | 1 | 3 | 2 |
| C. Perry | 47 | 16 | 16 | 32 | 64 | 47 | 16 | 16 | 32 | 64 | 4 | 1 | 2 | 3 | 2 |
| S. Koivu | 33 | 10 | 16 | 26 | 16 | 20 | 4 | 8 | 12 | 4 | 4 | 1 | 2 | 3 | 2 |
| B. Ryan | 30 | 9 | 8 | 17 | 25 | 30 | 9 | 8 | 17 | 25 | 4 | 0 | 2 | 2 | 2 |
| F. Beauchemin | 43 | 3 | 13 | 16 | 41 | 41 | 3 | 13 | 16 | 41 | 4 | 0 | 1 | 1 | 4 |
| R. Dvorak | 37 | 3 | 11 | 14 | 12 | 2 | 0 | 0 | 0 | 2 | 2 | 0 | 0 | 0 | 2 |
| M. Lombardi | 29 | 6 | 8 | 14 | 22 | 1 | 0 | 0 | 0 | 2 | 4 | 1 | 0 | 1 | 4 |
| A. Cogliano | 26 | 6 | 4 | 10 | 8 | 10 | 3 | 2 | 5 | 0 | 4 | 1 | 1 | 2 | 0 |
| T. Lydman | 30 | 0 | 9 | 9 | 26 | 14 | 2 | 4 | 4 | 20 | 3 | 0 | 0 | 0 | 0 |
| S. Souray | 22 | 2 | 5 | 7 | 43 | 4 | 1 | 2 | 3 | 11 | 4 | 1 | 2 | 3 | 11 |
| L. Sbisá | 16 | 1 | 6 | 7 | 10 | 16 | 1 | 6 | 7 | 10 | 3 | 0 | 2 | 2 | 0 |
| M. Beleskey | 19 | 3 | 3 | 6 | 22 | 19 | 3 | 3 | 6 | 22 | 4 | 1 | 1 | 2 | 0 |
| D. Winnik | 33 | 3 | 2 | 5 | 23 | 4 | 0 | 0 | 0 | 2 | 4 | 0 | 0 | 0 | 2 |
| C. Fowler | 15 | 2 | 2 | 4 | 2 | 15 | 2 | 2 | 4 | 2 | 3 | 0 | 0 | 0 | 0 |
| N. Bonino | 8 | 3 | 1 | 4 | 2 | 8 | 3 | 1 | 4 | 2 | 2 | 3 | 1 | 4 | 0 |
| B. Allen | 17 | 0 | 3 | 3 | 24 | 4 | 0 | 1 | 1 | 7 | 4 | 0 | 1 | 1 | 7 |
| E. Etem | 3 | 0 | 2 | 2 | 0 | 3 | 0 | 2 | 2 | 0 | 3 | 0 | 2 | 2 | 0 |
| K. Palmieri | 6 | 2 | 0 | 2 | 0 | 6 | 2 | 0 | 2 | 0 | 4 | 2 | 0 | 2 | 0 |
| D. Smith-Pelly | 6 | 1 | 0 | 1 | 2 | 6 | 1 | 0 | 1 | 2 | 1 | 0 | 0 | 0 | 0 |
| B. Lovejoy | 2 | 0 | 1 | 1 | 4 | 2 | 0 | 1 | 1 | 4 | 2 | 0 | 1 | 1 | 4 |
| D. Steckel | 6 | 0 | 1 | 1 | 8 | 2 | 0 | 1 | 1 | 0 | 2 | 0 | 1 | 1 | 0 |
| B. Staubitz | 13 | 0 | 0 | 0 | 20 | 1 | 0 | 0 | 0 | 0 | 1 | 0 | 0 | 0 | 0 |
| P. Maroon | 1 | 0 | 0 | 0 | 0 | 1 | 0 | 0 | 0 | 0 | 1 | 0 | 0 | 0 | 0 |
| S. Vatanen | - | - | - | - | - | - | - | - | - | - | - | - | - | - | - |



ANAHEIM DUCKS

vs. MINNESOTA

ALL-TIME SERIES SUMMARY

| Season | Series Results | GF | GA | SF | SA | Power Play | Penalty Killing |
|---------------|--------------------------------|------------------|------------------|--------------------|--------------------|----------------------|-----------------------|
| 2000-01 | 2-2-0-0 (1-1-0-0 in ANA) | 6 (1.5) | 9 (2.3) | 112 (28.0) | 115 (28.8) | 2-17 (11.8) | 22-24 (91.7) |
| 2001-02 | 2-1-1-0 (1-1-0-0 in ANA) | 13 (3.3) | 10 (2.5) | 91 (22.8) | 109 (27.3) | 4-16 (25.0) | 18-19 (94.7) |
| 2002-03 | 2-1-0-1 (1-0-0-1 in ANA) | 4 (1.0) | 6 (1.5) | 102 (25.5) | 107 (27.8) | 0-10 (0.0) | 12-12 (10.0) |
| 2003-04 | 2-1-1-0 (2-0-0-0 in ANA) | 10 (2.5) | 5 (1.3) | 121 (30.3) | 87 (21.8) | 4-13 (30.8) | 13-15 (86.7) |
| 2005-06 | 1-2-1 (1-0-1 in ANA) | 9 (2.3) | 14 (3.5) | 126 (31.5) | 117 (29.3) | 2-25 (8.0) | 20-23 (87.0) |
| 2006-07 | 2-1-1 (2-0-0 in ANA) | 10 (2.5) | 10 (2.5) | 131 (32.8) | 116 (29.0) | 3-20 (15.0) | 21-24 (87.5) |
| 2007-08 | 1-3-0 (0-2-0 in ANA) | 7 (1.8) | 14 (3.5) | 115 (28.8) | 94 (23.5) | 2-15 (13.3) | 11-15 (73.3) |
| 2008-09 | 2-2-0 (1-1-0 in ANA) | 9 (2.3) | 8 (2.0) | 140 (35.0) | 108 (27.0) | 1-14 (7.1) | 13-15 (86.7) |
| 2009-10 | 2-0-2 (2-0-0 in ANA) | 14 (3.5) | 12 (3.0) | 109 (27.3) | 127 (31.2) | 3-12 (25.0) | 11-16 (68.8) |
| 2010-11 | 1-1-2 (1-0-1 in ANA) | 10 (2.5) | 12 (3.0) | 142 (35.5) | 106 (26.5) | 3-17 (17.6) | 10-13 (76.9) |
| 2011-12 | 2-2-0 (0-2-0 in ANA) | 10 (2.5) | 11 (2.5) | 102 (25.0) | 105 (25.5) | 3-16 (22.2) | 13-16 (81.3) |
| 2012-13 | 3-0-0 (2-0-0 in ANA) | 8 (2.7) | 4 (1.3) | 81 (27.0) | 91 (30.3) | 1-6 (16.7) | 8-9 (88.9) |
| Totals | 22-16-9 (14-7-2 in ANA) | 110 (2.3) | 116 (2.5) | 1372 (29.2) | 1282 (27.3) | 28-181 (15.5) | 172-201 (85.6) |

2012-13 SERIES NOTES: Anaheim earned its first series sweep over Minnesota in franchise history and set a single-season record in the all-time series with three wins (3-0-0)...Teemu Selanne led the Ducks in scoring (1-4=5) and assists during the three-game set, while Kyle Palmieri paced the club in goals (2-1=3)...Jonas Hiller started two of the three games, going 2-0-0 with a 1.50 GAA...Viktor Fasth got the start in the series opener on Feb. 1 at Honda Center, stopping 26-of-27 shots in a 3-1 victory...Palmieri's two goals came in the Feb. 1 win, and as did Bobby Ryan's second of the season...Selanne also added three assists in the winning cause...on Mar. 1 at Honda Center, the Ducks recorded a 3-2 victory for their eighth consecutive home win...Ryan Getzlaf, Selanne and Matt Beleskey provided the scoring for Anaheim...the season series concluded on Mar. 12 at Xcel Energy Center, where goals from Patrick Maroon and Luca Sbisa fueled the Ducks to a 2-1 victory over the Wild...Hiller picked up his ninth win of the season, stopping 30-of-31 shots on net.

ALL-TIME INDIVIDUAL DUCKS SCORING VS. MINNESOTA

| Player | ALL-TIME | | | | | AS A DUCK | | | | | 2012-13 | | | | |
|----------------|----------|----|----|-----|-----|-----------|----|----|-----|-----|---------|---|---|-----|-----|
| | GP | G | A | Pts | PIM | GP | G | A | Pts | PIM | GP | G | A | Pts | PIM |
| T. Selanne | 42 | 11 | 21 | 32 | 18 | 25 | 5 | 15 | 20 | 16 | 3 | 1 | 4 | 5 | 0 |
| C. Perry | 29 | 15 | 13 | 28 | 39 | 29 | 15 | 13 | 28 | 39 | 3 | 0 | 1 | 1 | 15 |
| R. Getzlaf | 29 | 8 | 20 | 28 | 13 | 29 | 8 | 20 | 28 | 13 | 3 | 1 | 1 | 2 | 2 |
| B. Ryan | 19 | 10 | 9 | 19 | 16 | 19 | 10 | 9 | 19 | 16 | 3 | 1 | 3 | 4 | 2 |
| M. Lombardi | 37 | 3 | 10 | 13 | 16 | - | - | - | - | - | 2 | 0 | 0 | 0 | 0 |
| R. Dvorak | 27 | 2 | 9 | 11 | 4 | - | - | - | - | - | - | - | - | - | - |
| T. Lydman | 33 | 1 | 8 | 9 | 24 | 9 | 0 | 3 | 3 | 4 | 2 | 0 | 1 | 1 | 0 |
| S. Koivu | 18 | 2 | 6 | 8 | 10 | 13 | 2 | 2 | 4 | 6 | 3 | 0 | 0 | 0 | 4 |
| A. Cogliano | 33 | 3 | 5 | 8 | 14 | 7 | 0 | 1 | 1 | 0 | 3 | 0 | 1 | 1 | 0 |
| D. Winnik | 24 | 0 | 5 | 5 | 15 | 3 | 0 | 2 | 2 | 0 | 3 | 0 | 2 | 2 | 0 |
| B. Allen | 23 | 2 | 2 | 4 | 21 | 3 | 0 | 0 | 0 | 2 | 3 | 0 | 0 | 0 | 2 |
| C. Fowler | 11 | 3 | 1 | 4 | 2 | 11 | 3 | 1 | 4 | 2 | 3 | 0 | 0 | 0 | 2 |
| F. Beauchemin | 20 | 1 | 2 | 3 | 2 | 18 | 0 | 2 | 2 | 2 | 3 | 0 | 0 | 0 | 2 |
| S. Souray | 18 | 1 | 2 | 3 | 26 | 2 | 0 | 0 | 0 | 0 | 2 | 0 | 0 | 0 | 0 |
| L. Sbisa | 13 | 1 | 2 | 3 | 10 | 11 | 1 | 2 | 3 | 8 | 3 | 1 | 1 | 2 | 2 |
| K. Palmieri | 3 | 2 | 1 | 3 | 0 | 3 | 2 | 1 | 3 | 0 | 2 | 2 | 1 | 3 | 0 |
| M. Beleskey | 9 | 1 | 1 | 2 | 7 | 9 | 1 | 1 | 2 | 7 | 3 | 1 | 0 | 1 | 5 |
| D. Steckel | 5 | 0 | 1 | 1 | 7 | - | - | - | - | - | - | - | - | - | - |
| P. Maroon | 3 | 1 | 0 | 1 | 10 | 3 | 1 | 0 | 1 | 10 | 2 | 1 | 0 | 1 | 10 |
| B. Staubitz | 5 | 0 | 0 | 0 | 4 | - | - | - | - | - | - | - | - | - | - |
| N. Bonino | 5 | 0 | 0 | 0 | 0 | 5 | 0 | 0 | 0 | 0 | 2 | 0 | 0 | 0 | 0 |
| E. Etem | 3 | 0 | 0 | 0 | 0 | 3 | 0 | 0 | 0 | 0 | 3 | 0 | 0 | 0 | 0 |
| B. Lovejoy | 3 | 0 | 0 | 0 | 0 | - | - | - | - | - | - | - | - | - | - |
| D. Smith-Pelly | 3 | 0 | 0 | 0 | 0 | 3 | 0 | 0 | 0 | 0 | 1 | 0 | 0 | 0 | 0 |
| S. Vatanen | 1 | 0 | 0 | 0 | 0 | 1 | 0 | 0 | 0 | 0 | 1 | 0 | 0 | 0 | 0 |

| Goaltender | ALL-TIME | | | | | | AS A DUCK | | | | | | 2012-13 | | | | | |
|-------------|----------|-----|--------|----|----|------|-----------|-----|--------|----|----|------|---------|-----|--------|----|----|------|
| | GP | Min | Record | GA | SO | GAA | GP | Min | Record | GA | SO | GAA | GP | Min | Record | GA | SO | GAA |
| J. Hiller | 16 | 872 | 9-4-1 | 34 | 1 | 2.34 | 16 | 872 | 9-4-1 | 34 | 1 | 2.34 | 2 | 120 | 2-0-0 | 3 | 0 | 1.50 |
| V. Fasth | 1 | 60 | 1-0-0 | 1 | 0 | 1.00 | 1 | 60 | 1-0-0 | 1 | 0 | 1.00 | 1 | 60 | 1-0-0 | 1 | 0 | 1.00 |
| F. Andersen | - | - | - | - | - | - | - | - | - | - | - | - | - | - | - | - | - | - |

ANAHEIM DUCKS

vs. SAN JOSE



ALL-TIME SERIES SUMMARY

| Season | Series Results | GF | GA | SF | SA | Power Play | Penalty Killing |
|---------------|---------------------------------|------------------|------------------|--------------------|--------------------|----------------------|-----------------------|
| 1993-94 | 0-6-0 (0-3-0 in ANA) | 9 (1.5) | 22 (3.6) | 155 (25.8) | 137 (22.8) | 3-22 (13.6) | 24-28 (85.7) |
| 1994-95 | 4-1-0 (2-1-0 in ANA) | 22 (4.4) | 15 (3.0) | 154 (30.8) | 120 (24.0) | 3-20 (15.0) | 17-20 (85.0) |
| 1995-96 | 4-1-0 (2-1-0 in ANA) | 21 (4.2) | 17 (3.4) | 152 (30.4) | 180 (36.0) | 5-22 (22.7) | 22-28 (78.6) |
| 1996-97 | 3-1-1 (1-1-0 in ANA) | 17 (3.4) | 15 (3.0) | 147 (29.4) | 154 (30.8) | 5-31 (16.1) | 20-22 (90.9) |
| 1997-98 | 0-6-0 (0-3-0 in ANA) | 12 (2.0) | 25 (4.1) | 145 (24.1) | 175 (29.1) | 2-28 (07.1) | 21-30 (70.0) |
| 1998-99 | 3-1-2 (1-1-1 in ANA) | 15 (2.5) | 12 (2.0) | 189 (31.5) | 174 (29.0) | 10-38 (26.3) | 31-34 (91.2) |
| 1999-00 | 4-1-1-0 (2-0-1-0 in ANA) | 21 (3.5) | 15 (2.5) | 187 (31.2) | 156 (26.0) | 7-30 (23.3) | 17-22 (77.3) |
| 2000-01 | 1-3-0-1 (1-1-0-0 in ANA) | 9 (1.8) | 17 (3.4) | 119 (23.8) | 148 (29.6) | 6-23 (26.1) | 22-25 (88.0) |
| 2001-02 | 1-4-0-0 (0-3-0-0 in ANA) | 9 (1.8) | 17 (3.4) | 147 (29.4) | 132 (26.4) | 3-27 (11.1) | 20-22 (90.9) |
| 2002-03 | 3-2-0-0 (1-1-0-0 in ANA) | 14 (2.8) | 15 (3.0) | 126 (25.2) | 133 (26.6) | 4-20 (20.0) | 15-19 (78.9) |
| 2003-04 | 2-4-0-0 (1-2-0-0 in ANA) | 9 (1.5) | 12 (2.0) | 135 (22.5) | 171 (28.5) | 2-23 (08.7) | 22-24 (91.7) |
| 2005-06 | 4-3-1 (2-1-1 in ANA) | 23 (2.9) | 25 (3.1) | 246 (30.8) | 251 (31.4) | 8-49 (16.3) | 40-50 (80.0) |
| 2006-07 | 5-2-1 (2-1-1 in ANA) | 29 (3.6) | 20 (2.5) | 246 (30.8) | 244 (30.5) | 7-32 (21.9) | 32-39 (82.1) |
| 2007-08 | 5-2-1 (2-1-1 in ANA) | 19 (2.4) | 15 (1.9) | 192 (24.0) | 238 (29.8) | 3-27 (11.1) | 36-41 (87.8) |
| 2008-09 | 2-4-0 (1-2-0 in ANA) | 12 (2.0) | 12 (2.0) | 163 (27.2) | 192 (32.0) | 3-21 (14.3) | 26-31 (83.9) |
| 2009-10 | 1-5-0 (1-2-0 in ANA) | 11 (1.8) | 21 (3.5) | 168 (28.0) | 193 (32.2) | 4-30 (13.3) | 20-26 (76.9) |
| 2010-11 | 3-3-0 (2-1-0 in ANA) | 17 (2.8) | 17 (2.8) | 158 (26.3) | 218 (36.3) | 7-22 (31.8) | 16-20 (80.0) |
| 2011-12 | 5-1-0 (2-1-0 in ANA) | 16 (2.7) | 11 (1.8) | 162 (27.0) | 207 (34.5) | 2-13 (15.4) | 18-20 (90.0) |
| 2012-13 | 2-2-1 (2-1-0 in ANA) | 12 (3.0) | 16 (2.3) | 139 (30.0) | 147 (26.3) | 0-15 (0.0) | 18-19 (94.7) |
| Totals | 52-52-9 (25-27-5 in ANA) | 297 (2.6) | 323 (2.9) | 3130 (27.7) | 3370 (29.8) | 84-493 (17.0) | 437-520 (84.0) |

2012-13 SERIES NOTES: The Ducks went 2-2-1 against the San Jose Sharks in 2012-13, including a 2-1-0 record at Honda Center and 0-1-1 mark at HP Pavilion...Ryan Getzlaf (1-4=5) and Francois Beauchemin (4-1=5) co-led the team in scoring vs. San Jose, while the former also led in assists and the latter in goals...Viktor Fasth appeared in three games, going 2-1-0 with a 2.68 GAA...Jonas Hiller made the other two starts, posting a 0-1-1 record with a 2.88 GAA...the season series opened on Jan. 29 at HP Pavilion with a 3-2 shootout win for San Jose...Beauchemin and Matt Beleskey each recorded their first goals of the season in the setback...the Ducks won the next two games, on Feb. 4 (W, 2-1) and Feb. 18 (W, 5-3) at Honda Center...Saku Koivu, Sheldon Souray, Emerson Etem (first NHL goal), Beauchemin (two goals), Getzlaf and Peter Holland were Anaheim's goal scorers in the two wins...San Jose would respond with wins in the final two games of the season series by scores of 5-3 on Mar. 25 at Honda Center and 4-0 on Mar. 27 at HP Pavilion...Etem, Beauchemin and Corey Perry netted goals for Anaheim in the Mar. 25 setback.

ALL-TIME INDIVIDUAL DUCKS SCORING VS. SAN JOSE

| Player | ALL-TIME | | | | | AS A DUCK | | | | | 2012-13 | | | | |
|----------------|----------|----|----|-----|-----|-----------|----|----|-----|-----|---------|---|---|-----|-----|
| | GP | G | A | Pts | PIM | GP | G | A | Pts | PIM | GP | G | A | Pts | PIM |
| T. Selanne | 89 | 50 | 46 | 96 | 58 | 71 | 37 | 30 | 67 | 52 | 5 | 0 | 0 | 0 | 0 |
| R. Getzlaf | 48 | 8 | 29 | 37 | 39 | 48 | 8 | 29 | 37 | 39 | 5 | 1 | 4 | 5 | 0 |
| C. Perry | 47 | 19 | 14 | 33 | 65 | 47 | 19 | 14 | 33 | 65 | 4 | 1 | 1 | 2 | 9 |
| B. Ryan | 31 | 12 | 13 | 25 | 18 | 30 | 13 | 13 | 25 | 18 | 5 | 0 | 1 | 1 | 2 |
| S. Koivu | 35 | 4 | 19 | 23 | 24 | 21 | 1 | 12 | 13 | 16 | 5 | 1 | 1 | 2 | 4 |
| F. Beauchemin | 41 | 8 | 12 | 20 | 20 | 38 | 8 | 12 | 20 | 14 | 5 | 4 | 1 | 5 | 2 |
| M. Lombardi | 27 | 5 | 8 | 13 | 22 | - | - | - | - | - | - | - | - | - | - |
| R. Dvorak | 34 | 3 | 9 | 12 | 12 | 1 | 0 | 0 | 0 | 0 | 1 | 0 | 0 | 0 | 0 |
| T. Lydman | 33 | 1 | 8 | 9 | 12 | 15 | 0 | 3 | 3 | 8 | 4 | 0 | 0 | 0 | 0 |
| D. Winnik | 28 | 2 | 6 | 8 | 24 | 5 | 0 | 3 | 3 | 0 | 5 | 0 | 3 | 3 | 0 |
| A. Cogliano | 27 | 2 | 6 | 8 | 6 | 11 | 1 | 2 | 3 | 2 | 5 | 0 | 1 | 1 | 0 |
| C. Fowler | 15 | 2 | 3 | 5 | 2 | 15 | 2 | 3 | 5 | 2 | 4 | 0 | 1 | 1 | 0 |
| N. Bonino | 7 | 0 | 5 | 5 | 0 | 7 | 0 | 5 | 5 | 0 | 2 | 0 | 0 | 0 | 0 |
| S. Souray | 23 | 1 | 3 | 4 | 29 | 5 | 1 | 0 | 1 | 11 | 5 | 1 | 0 | 1 | 11 |
| B. Allen | 18 | 2 | 2 | 4 | 40 | 5 | 0 | 1 | 1 | 13 | 5 | 0 | 1 | 1 | 13 |
| L. Sbis | 18 | 1 | 2 | 3 | 10 | 16 | 1 | 1 | 2 | 8 | 5 | 0 | 0 | 0 | 4 |
| M. Beleskey | 15 | 2 | 1 | 3 | 21 | 15 | 2 | 1 | 3 | 21 | 3 | 1 | 0 | 1 | 7 |
| E. Etem | 4 | 2 | 1 | 3 | 0 | 4 | 2 | 1 | 3 | 0 | 4 | 2 | 1 | 3 | 0 |
| K. Palmieri | 6 | 1 | 2 | 3 | 2 | 6 | 1 | 2 | 3 | 2 | 5 | 0 | 1 | 1 | 0 |
| D. Steckel | 9 | 0 | 1 | 1 | 2 | 3 | 0 | 1 | 1 | 0 | 3 | 0 | 1 | 1 | 0 |
| D. Smith-Pelly | 4 | 0 | 1 | 1 | 6 | 4 | 0 | 1 | 1 | 6 | - | - | - | - | - |
| B. Lovejoy | 3 | 0 | 1 | 1 | 4 | 1 | 0 | 1 | 1 | 4 | 1 | 0 | 1 | 1 | 4 |
| B. Staubitz | 10 | 0 | 0 | 0 | 12 | 3 | 0 | 0 | 0 | 0 | 3 | 0 | 0 | 0 | 0 |
| R. Rakell | 1 | 0 | 0 | 0 | 0 | 1 | 0 | 0 | 0 | 0 | 1 | 0 | 0 | 0 | 0 |
| S. Vatanen | 1 | 0 | 0 | 0 | 0 | 1 | 0 | 0 | 0 | 0 | 1 | 0 | 0 | 0 | 0 |
| P. Maroon | - | - | - | - | - | - | - | - | - | - | - | - | - | - | - |

| Goaltender | ALL-TIME | | | | | | AS A DUCK | | | | | | 2012-13 | | | | | |
|-------------|----------|------|--------|----|----|------|-----------|------|--------|----|----|------|---------|-----|--------|----|----|------|
| | GP | Min | Record | GA | SO | GAA | GP | Min | Record | GA | SO | GAA | GP | Min | Record | GA | SO | GAA |
| J. Hiller | 19 | 1088 | 7-10-1 | 41 | 2 | 2.26 | 19 | 1088 | 7-10-1 | 41 | 2 | 2.26 | 2 | 125 | 0-1-1 | 6 | 0 | 2.88 |
| V. Fasth | 3 | 179 | 2-1-0 | 8 | 0 | 2.68 | 3 | 179 | 2-1-0 | 8 | 0 | 2.68 | 3 | 179 | 2-1-0 | 8 | 0 | 2.68 |
| F. Andersen | - | - | - | - | - | - | - | - | - | - | - | - | - | - | - | - | - | - |



ANAHEIM DUCKS

vs. ST. LOUIS

ALL-TIME SERIES SUMMARY

| Season | Series Results | GF | GA | SF | SA | Power Play | Penalty Killing |
|---------------|----------------------------------|------------------|------------------|--------------------|--------------------|----------------------|-----------------------|
| 1993-94 | 2-2-0 (1-1-0 in ANA) | 10 (2.5) | 11 (2.8) | 154 (38.5) | 151 (37.8) | 1-17 (5.9) | 17-20 (85.0) |
| 1994-95 | 0-4-0 (0-2-0 in ANA) | 10 (2.5) | 22 (5.5) | 103 (25.8) | 131 (32.8) | 5-16 (31.3) | 8-13 (61.5) |
| 1995-96 | 3-1-0 (2-0-0 in ANA) | 16 (4.0) | 6 (1.5) | 110 (27.5) | 138 (34.5) | 6-26 (23.1) | 23-26 (88.5) |
| 1996-97 | 1-2-1 (0-1-1 in ANA) | 12 (3.0) | 12 (3.0) | 94 (23.5) | 135 (33.8) | 4-13 (30.8) | 13-16 (81.3) |
| 1997-98 | 1-2-1 (0-2-0 in ANA) | 12 (3.0) | 16 (4.0) | 98 (24.5) | 104 (26.0) | 5-19 (26.3) | 14-15 (93.3) |
| 1998-99 | 1-2-1 (0-2-0 in ANA) | 8 (2.0) | 11 (2.8) | 107 (26.8) | 131 (32.8) | 2-18 (11.1) | 9-12 (75.0) |
| 1999-00 | 1-2-1-0 (1-1-0-0 in ANA) | 9 (2.3) | 12 (3.0) | 111 (27.8) | 126 (31.5) | 3-19 (15.8) | 9-12 (75.0) |
| 2000-01 | 0-4-0-0 (0-2-0-0 in ANA) | 5 (1.3) | 15 (3.8) | 90 (22.5) | 151 (37.8) | 3-25 (12.0) | 17-23 (73.9) |
| 2001-02 | 1-3-0-0 (0-2-0-0 in ANA) | 7 (1.8) | 9 (2.3) | 76 (19.0) | 89 (22.3) | 1-20 (5.0) | 13-13 (100.0) |
| 2002-03 | 3-0-0-1 (2-0-0-0 in ANA) | 13 (3.3) | 10 (2.5) | 89 (22.3) | 121 (30.3) | 7-17 (41.2) | 13-16 (81.3) |
| 2003-04 | 1-1-1-1 (1-0-1-0 in ANA) | 8 (2.0) | 9 (2.3) | 101 (25.3) | 116 (29.0) | 2-12 (16.7) | 6-9 (66.7) |
| 2005-06 | 3-1-0 (2-0-0 in ANA) | 19 (4.8) | 14 (3.5) | 138 (34.5) | 121 (30.3) | 5-24 (20.8) | 22-29 (75.9) |
| 2006-07 | 3-1-0 (1-1-0 in ANA) | 13 (3.3) | 13 (3.3) | 126 (31.5) | 100 (25.0) | 7-19 (36.8) | 19-22 (86.4) |
| 2007-08 | 2-1-1 (2-0-0 in ANA) | 9 (2.3) | 8 (2.0) | 108 (27.0) | 110 (27.5) | 1-17 (5.9) | 11-13 (84.6) |
| 2008-09 | 3-0-1 (2-0-0 in ANA) | 15 (3.8) | 10 (2.5) | 120 (30.0) | 118 (29.5) | 5-11 (45.5) | 15-21 (71.4) |
| 2009-10 | 2-2-0 (1-1-0 in ANA) | 11 (2.8) | 16 (4.0) | 118 (29.5) | 123 (30.8) | 0-15 (0.0) | 10-14 (71.4) |
| 2010-11 | 2-2-0 (2-0-0 in ANA) | 13 (3.3) | 19 (4.8) | 87 (21.8) | 141 (35.3) | 4-15 (26.7) | 15-21 (71.4) |
| 2011-12 | 2-2-0 (2-0-0 in ANA) | 11 (2.8) | 12 (3.0) | 93 (23.3) | 119 (29.8) | 2-13 (15.4) | 9-11 (81.8) |
| 2012-13 | 2-0-1 (1-0-0 in ANA) | 11 (3.6) | 9 (3.0) | 73 (24.3) | 83 (27.7) | 1-10 (10.0) | 4-8 (50.0) |
| Totals | 33-32-10 (20-15-2 in ANA) | 202 (2.7) | 241 (3.2) | 1996 (26.6) | 2308 (30.8) | 64-329 (19.5) | 247-314 (78.7) |

2012-13 SERIES NOTES: The Ducks posted a 2-0-1 record against the Blues in 2012-13...Bobby Ryan (3-2=5) and Francois Beauchemin (0-5=5) led Anaheim in scoring vs. St. Louis, while Ryan also paced the team in goals and Beauchemin led in assists...on Feb. 9 at Scottrade Center, Nick Bonino scored a sixth-round shootout goal to lead the Ducks to a 6-5 victory...Teemu Selanne joined Gordie Howe and Tim Horton as the only NHL players 42 years or older to record four points in a game with 1-3=4 in the victory...Bobby Ryan also recorded a four-point night (2-2=4), tying his career high for points in a game...Andrew Cogliano and Saku Koivu also scored in the winning cause...on Mar. 10 at Honda Center, the Ducks extended their home winning streak to a franchise-tying 11 games with a 4-2 decision over the Blues...Andrew Cogliano (fourth career SHG), Ryan and Corey Perry (two-goal game) were Anaheim's goal scorers in the win...in the series finale, Anaheim had a five-game win streak snapped by Chris Stewart's overtime goal, giving the Blues a 2-1 victory on Mar. 16 at Scottrade Center...Koivu scored the club's lone goal at 19:30 of the first period...Jonas Hiller got the start in two of the three games vs. the Blues, posting a 1-0-1 record with a 2.00 GAA...Viktor Fasth earned the win on Feb. 9, stopping 29-of-31 shots in regulation and overtime.

ALL-TIME INDIVIDUAL DUCKS SCORING VS. ST. LOUIS

| Player | ALL-TIME | | | | | AS A DUCK | | | | | 2012-13 | | | | |
|----------------|----------|----|----|-----|-----|-----------|----|----|-----|-----|---------|---|---|-----|-----|
| | GP | G | A | Pts | PIM | GP | G | A | Pts | PIM | GP | G | A | Pts | PIM |
| T. Selanne | 72 | 25 | 36 | 61 | 36 | 43 | 18 | 28 | 46 | 28 | 3 | 1 | 3 | 4 | 0 |
| B. Ryan | 18 | 14 | 10 | 24 | 29 | 18 | 14 | 10 | 24 | 29 | 3 | 3 | 2 | 5 | 4 |
| R. Getzlaf | 26 | 4 | 17 | 21 | 12 | 26 | 4 | 17 | 21 | 12 | 3 | 0 | 2 | 2 | 2 |
| S. Koivu | 25 | 7 | 11 | 18 | 16 | 13 | 3 | 6 | 9 | 4 | 3 | 2 | 1 | 3 | 0 |
| C. Perry | 27 | 7 | 9 | 16 | 40 | 27 | 7 | 9 | 16 | 40 | 2 | 2 | 0 | 2 | 2 |
| M. Lombardi | 24 | 5 | 8 | 13 | 16 | - | - | - | - | - | 2 | 0 | 0 | 0 | 0 |
| F. Beauchemin | 21 | 2 | 10 | 12 | 11 | 19 | 2 | 8 | 10 | 11 | 3 | 0 | 5 | 5 | 0 |
| R. Dvorak | 30 | 3 | 8 | 11 | 9 | - | - | - | - | - | - | - | - | - | - |
| A. Cogliano | 23 | 4 | 3 | 7 | 2 | 7 | 2 | 0 | 2 | 0 | 3 | 2 | 0 | 2 | 0 |
| T. Lydman | 27 | 2 | 4 | 6 | 10 | 8 | 0 | 0 | 0 | 2 | 2 | 0 | 0 | 0 | 0 |
| D. Winnik | 23 | 2 | 4 | 6 | 6 | 3 | 0 | 1 | 1 | 2 | 3 | 0 | 1 | 1 | 2 |
| S. Souray | 22 | 4 | 1 | 5 | 57 | 3 | 0 | 1 | 1 | 0 | 3 | 0 | 1 | 1 | 0 |
| B. Allen | 18 | 0 | 5 | 5 | 9 | 2 | 0 | 1 | 1 | 0 | 2 | 0 | 1 | 1 | 0 |
| M. Beleskey | 12 | 3 | 2 | 5 | 17 | 12 | 3 | 2 | 5 | 17 | 3 | 0 | 0 | 0 | 4 |
| C. Fowler | 10 | 1 | 4 | 5 | 8 | 10 | 1 | 4 | 5 | 8 | 2 | 0 | 1 | 1 | 0 |
| L. Sbisá | 12 | 0 | 2 | 2 | 12 | 10 | 0 | 2 | 2 | 12 | 3 | 0 | 0 | 0 | 0 |
| N. Bonino | 5 | 1 | 1 | 2 | 2 | 5 | 1 | 1 | 2 | 2 | 1 | 0 | 1 | 1 | 0 |
| D. Smith-Pelly | 4 | 2 | 0 | 2 | 0 | 4 | 2 | 0 | 2 | 0 | - | - | - | - | - |
| D. Steckel | 5 | 0 | 1 | 1 | 2 | 1 | 0 | 0 | 0 | 0 | 1 | 0 | 0 | 0 | 0 |
| B. Lovejoy | 4 | 0 | 1 | 1 | 0 | 3 | 0 | 1 | 1 | 0 | 3 | 0 | 1 | 1 | 0 |
| E. Etem | 3 | 0 | 1 | 1 | 2 | 3 | 0 | 1 | 1 | 2 | 3 | 0 | 1 | 1 | 2 |
| K. Palmieri | 3 | 0 | 1 | 1 | 2 | 3 | 0 | 1 | 1 | 2 | 2 | 0 | 0 | 0 | 0 |
| B. Staubitz | 12 | 0 | 0 | 0 | 30 | 1 | 0 | 0 | 0 | 0 | 1 | 0 | 0 | 0 | 0 |
| P. Holland | 2 | 0 | 0 | 0 | 0 | 2 | 0 | 0 | 0 | 0 | 2 | 0 | 0 | 0 | 0 |
| P. Maroon | - | - | - | - | - | - | - | - | - | - | - | - | - | - | - |
| S. Vatanen | - | - | - | - | - | - | - | - | - | - | - | - | - | - | - |

| Goaltender | ALL-TIME | | | | | AS A DUCK | | | | | 2012-13 | | | | | | | |
|------------|----------|-----|--------|----|----|-----------|----|-----|--------|----|---------|------|----|-----|--------|----|----|------|
| | GP | Min | Record | GA | SO | GAA | GP | Min | Record | GA | SO | GAA | GP | Min | Record | GA | SO | GAA |
| J. Hiller | 13 | 724 | 8-4-1 | 36 | 0 | 2.98 | 13 | 724 | 8-4-1 | 36 | 0 | 2.98 | 2 | 120 | 1-0-1 | 4 | 0 | 2.00 |
| V. Fasth | 1 | 65 | 1-0-0 | 65 | 0 | 4.62 | 1 | 65 | 1-0-0 | 65 | 0 | 4.62 | 1 | 65 | 1-0-0 | 65 | 0 | 4.62 |

ANAHEIM DUCKS

vs. VANCOUVER



ALL-TIME SERIES SUMMARY

| Season | Series Results | GF | GA | SF | SA | Power Play | Penalty Killing |
|---------------|-----------------------------------|------------------|------------------|--------------------|--------------------|----------------------|-----------------------|
| 1993-94 | 3-3-0 (1-2-0 in ANA) | 18 (3.0) | 13 (2.2) | 173 (28.3) | 186 (31.0) | 3-25 (12.0) | 19-22 (86.4) |
| 1994-95 | 0-4-1 (0-1-1 in ANA) | 7 (1.4) | 21 (4.2) | 142 (28.4) | 174 (34.8) | 0-26 (00.0) | 14-21 (66.6) |
| 1995-96 | 2-3-0 (1-2-0 in ANA) | 10 (2.0) | 17 (3.4) | 154 (30.8) | 149 (29.8) | 1-22 (04.5) | 15-16 (93.8) |
| 1996-97 | 2-4-0 (1-2-0 in ANA) | 17 (2.8) | 24 (4.0) | 180 (30.0) | 205 (34.2) | 8-33 (24.2) | 19-24 (79.2) |
| 1997-98 | 2-2-1 (1-0-1 in ANA) | 13 (2.6) | 15 (3.0) | 151 (30.2) | 134 (26.8) | 3-23 (13.0) | 24-30 (80.0) |
| 1998-99 | 1-1-2 (0-0-2 in ANA) | 15 (3.8) | 14 (3.5) | 127 (31.8) | 120 (30.0) | 7-19 (36.8) | 15-18 (83.3) |
| 1999-00 | 0-2-2-0 (0-0-2-0 in ANA) | 8 (2.0) | 17 (4.3) | 104 (26.0) | 101 (25.3) | 6-16 (37.5) | 8-10 (80.0) |
| 2000-01 | 1-2-1-0 (1-1-0-0 in ANA) | 7 (1.8) | 14 (3.5) | 109 (27.3) | 132 (33.0) | 4-23 (17.4) | 11-15 (73.3) |
| 2001-02 | 1-2-0-1 (1-0-0-1 in ANA) | 6 (1.5) | 9 (2.3) | 91 (22.8) | 130 (32.5) | 1-16 (06.3) | 20-23 (86.9) |
| 2002-03 | 1-1-2-0 (1-0-1-0 in ANA) | 10 (2.5) | 12 (3.0) | 89 (22.3) | 129 (32.3) | 4-15 (26.7) | 21-23 (91.3) |
| 2003-04 | 2-2-0-0 (0-2-0-0 in ANA) | 7 (2.0) | 9 (2.3) | 133 (33.3) | 128 (32.0) | 0-8 (00.0) | 12-12 (100) |
| 2005-06 | 3-1-0 (1-1-0 in ANA) | 15 (3.8) | 8 (2.0) | 111 (27.8) | 127 (31.8) | 6-24 (25.0) | 24-27 (88.9) |
| 2006-07 | 3-0-1 (1-0-1 in ANA) | 14 (3.5) | 6 (1.5) | 121 (30.3) | 101 (25.3) | 4-25 (16.0) | 16-18 (88.9) |
| 2007-08 | 1-3-0 (1-1-0 in ANA) | 7 (1.8) | 10 (2.5) | 116 (29.0) | 106 (26.5) | 1-9 (11.1) | 19-23 (82.6) |
| 2008-09 | 2-1-1 (1-0-1 in ANA) | 18 (4.5) | 18 (4.5) | 137 (34.3) | 120 (30.0) | 6-21 (28.6) | 17-22 (77.3) |
| 2009-10 | 2-1-1 (1-0-1 in ANA) | 15 (3.8) | 12 (3.0) | 133 (33.3) | 138 (34.5) | 6-18 (33.3) | 13-15 (86.7) |
| 2010-11 | 2-1-1 (1-1-0 in ANA) | 12 (3.0) | 14 (3.5) | 102 (25.5) | 133 (33.3) | 4-15 (26.7) | 8-13 (61.5) |
| 2011-12 | 2-1-1 (1-1-0 in ANA) | 14 (3.5) | 15 (3.8) | 111 (27.8) | 134 (33.5) | 4-17 (23.5) | 12-14 (85.7) |
| 2012-13 | 2-1-0 (0-1-0 in ANA) | 10 (3.3) | 9 (3.0) | 86 (28.7) | 92 (30.7) | 4-8 (50.0) | 11-17 (64.7) |
| Totals | 32-35-15 (14-15-11 in ANA) | 223 (2.7) | 261 (3.2) | 2370 (28.9) | 2539 (31.0) | 72-363 (19.8) | 298-364 (81.9) |

2012-13 SERIES NOTES: Anaheim went 2-1-0 vs. Vancouver in 2012-13...Anaheim connected on four-of-eight power play opportunities for a 50.0% success rate...Teemu Selanne led the Ducks in scoring, collecting 2-2=4 points in the club's 7-3 victory to open the 2012-13 regular season on Jan. 19...his four points made him the oldest NHL player (42 years, 200 days on Jan. 19) to record four points in a game since Gordie Howe (42 years, 326 days) with Detroit on Feb. 20, 1971 vs. Buffalo...Andrew Cogliano ranked second in season series scoring, earning 1-2=3 points in three contests...on Jan. 19 at Rogers Arena, the Ducks set a franchise record for most goals scored to open a season...in addition to Selanne's four points (2-2=4), Daniel Winnik scored his first two goals as a Duck in his Anaheim debut, becoming the third player in club history to score twice in his Anaheim debut (also Alex Hicks on 11/15/95 & Steve Thomas on 3/12/03)...goals were also picked up by Sheldon Souray (first as a Duck), Corey Perry and Kyle Palmieri...Jonas Hiller was in net to pick up his first win of the season, stopping 26-of-29 shots...the two clubs played just six days later at Honda Center to open Anaheim's home schedule, ending in a 5-0 shutout loss...it marked the club's second home-opening shutout in franchise history (also Oct. 12, 2003 vs. Phoenix (2-0))...Jonas Hiller recorded the loss...the season series finale took place on Apr. 25 at Rogers Arena, a 3-1 Anaheim triumph...the contest served as Vancouver's home finale and Anaheim's final road contest of 2012-13...Matt Beleskey, Brad Staubitz (first of season and as a Duck) and Cogliano provided the goals, while Hiller, who appeared in all three season contests vs. the Canucks, made 28 saves for his 15th win of the season.

ALL-TIME INDIVIDUAL DUCKS SCORING VS. VANCOUVER

| Player | ALL-TIME | | | | | AS A DUCK | | | | | 2012-13 | | | | |
|----------------|----------|----|----|-----|-----|-----------|----|----|-----|-----|---------|---|---|-----|-----|
| | GP | G | A | Pts | PIM | GP | G | A | Pts | PIM | GP | G | A | Pts | PIM |
| T. Selanne | 74 | 40 | 48 | 88 | 38 | 45 | 30 | 33 | 63 | 24 | 2 | 2 | 2 | 4 | 4 |
| S. Koivu | 31 | 7 | 22 | 29 | 22 | 12 | 5 | 7 | 12 | 2 | 2 | 0 | 2 | 2 | 0 |
| R. Getzlaf | 29 | 9 | 17 | 26 | 37 | 29 | 9 | 17 | 26 | 37 | 2 | 0 | 2 | 2 | 2 |
| C. Perry | 29 | 9 | 14 | 23 | 50 | 29 | 9 | 14 | 23 | 50 | 3 | 1 | 0 | 1 | 9 |
| B. Ryan | 19 | 11 | 11 | 22 | 12 | 19 | 11 | 11 | 22 | 12 | 2 | 0 | 0 | 0 | 0 |
| A. Cogliano | 33 | 4 | 14 | 18 | 12 | 7 | 2 | 4 | 6 | 2 | 3 | 1 | 2 | 3 | 2 |
| R. Dvorak | 33 | 3 | 13 | 15 | 10 | - | - | - | - | - | - | - | - | - | - |
| M. Lombardi | 42 | 8 | 5 | 13 | 18 | 1 | 0 | 0 | 0 | 0 | 3 | 0 | 0 | 0 | 0 |
| S. Souray | 27 | 5 | 7 | 12 | 51 | 3 | 1 | 1 | 2 | 4 | 3 | 1 | 1 | 2 | 4 |
| T. Lydman | 31 | 0 | 10 | 10 | 8 | 9 | 0 | 4 | 4 | 2 | 3 | 0 | 2 | 2 | 0 |
| F. Beauchemin | 25 | 1 | 7 | 8 | 15 | 20 | 1 | 4 | 5 | 13 | 3 | 0 | 0 | 0 | 2 |
| D. Winnik | 23 | 5 | 2 | 7 | 6 | 3 | 2 | 0 | 2 | 2 | 3 | 2 | 0 | 2 | 2 |
| N. Bonino | 8 | 2 | 1 | 3 | 6 | 8 | 2 | 1 | 3 | 6 | 3 | 0 | 1 | 1 | 4 |
| C. Fowler | 10 | 1 | 2 | 3 | 1 | 10 | 1 | 2 | 3 | 2 | 2 | 0 | 1 | 1 | 0 |
| L. Sbisá | 10 | 0 | 2 | 2 | 7 | 10 | 0 | 2 | 2 | 7 | 2 | 0 | 0 | 0 | 2 |
| B. Allen | 7 | 0 | 2 | 2 | 9 | 2 | 0 | 0 | 0 | 2 | 2 | 0 | 0 | 0 | 2 |
| D. Smith-Pelly | 5 | 1 | 1 | 2 | 0 | 5 | 1 | 1 | 2 | 0 | 3 | 0 | 0 | 0 | 0 |
| M. Beleskey | 12 | 1 | 1 | 2 | 4 | 12 | 1 | 1 | 2 | 4 | 3 | 1 | 0 | 1 | 0 |
| K. Palmieri | 4 | 1 | 1 | 2 | 0 | 4 | 1 | 1 | 2 | 0 | 3 | 1 | 1 | 2 | 0 |
| B. Lovejoy | 3 | 0 | 1 | 1 | 2 | 1 | 0 | 1 | 1 | 2 | 1 | 0 | 1 | 1 | 2 |
| P. Holland | 2 | 1 | 0 | 1 | 0 | 2 | 1 | 0 | 1 | 0 | 1 | 0 | 0 | 0 | 0 |
| D. Steckel | 6 | 0 | 1 | 1 | 0 | 1 | 0 | 1 | 1 | 0 | 1 | 0 | 1 | 1 | 0 |
| B. Staubitz | 11 | 1 | 0 | 1 | 47 | 1 | 1 | 0 | 1 | 0 | 1 | 1 | 0 | 1 | 0 |
| R. Rakell | 1 | 0 | 0 | 0 | 0 | 1 | 0 | 0 | 0 | 0 | 1 | 0 | 0 | 0 | 0 |
| E. Etem | 1 | 0 | 0 | 0 | 0 | 1 | 0 | 0 | 0 | 0 | 1 | 0 | 0 | 0 | 0 |
| S. Vatanen | 1 | 0 | 0 | 0 | 0 | 1 | 0 | 0 | 0 | 0 | 1 | 0 | 0 | 0 | 0 |
| P. Maroon | 1 | 0 | 0 | 0 | 0 | 1 | 0 | 0 | 0 | 0 | 1 | 0 | 0 | 0 | 0 |

| Goaltender | ALL-TIME | | | | | | AS A DUCK | | | | | | 2012-13 | | | | | |
|-------------|----------|-----|--------|----|----|------|-----------|-----|--------|----|----|------|---------|-----|--------|----|----|------|
| | GP | Min | Record | GA | SO | GAA | GP | Min | Record | GA | SO | GAA | GP | Min | Record | GA | SO | GAA |
| J. Hiller | 19 | 991 | 10-5-0 | 50 | 0 | 3.03 | 19 | 991 | 10-5-0 | 50 | 0 | 3.03 | 3 | 180 | 2-1-0 | 9 | 0 | 3.00 |
| V. Fasth | - | - | - | - | - | - | - | - | - | - | - | - | - | - | - | - | - | - |
| F. Andersen | - | - | - | - | - | - | - | - | - | - | - | - | - | - | - | - | - | - |



ANAHEIM DUCKS

2012-13 TRANSACTIONS

| | |
|---------------|--|
| Jan. 15, 2013 | Signed RW Pierre-Luc Letourneau-Leblond to a one-year contract. Recalled G Frederik Andersen from Norfolk (AHL). Assigned RW Pierre-Luc Letourneau-Leblond and G Viktor Fasth to Norfolk. |
| Jan. 16, 2013 | Assigned G John Gibson to Kitchener (OHL). Assigned RW Emerson Etem , D Nate Guenin , G Jeff Deslauriers and LW Patrick Maroon to Norfolk (AHL). Signed RW Troy Bodie , LW Jay Rosehill and D Ryan Parent to one-year contracts. |
| Jan. 17, 2013 | Assigned RW Dan Sexton to Norfolk (AHL). |
| Jan. 20, 2013 | Recalled G Viktor Fasth from Norfolk (AHL). Reassigned G Frederik Andersen to Norfolk. |
| Jan. 25, 2013 | Reassigned D Sami Vatanen to Norfolk (AHL). |
| Jan. 27, 2013 | Recalled RW Emerson Etem and Sami Vatanen from Norfolk (AHL). Reassigned D Jordan Hendry and C Peter Holland to Norfolk. |
| Feb. 5, 2013 | Assigned RW Devante Smith-Pelly to Norfolk (AHL). |
| Feb. 6, 2013 | Recalled D Jordan Hendry from Norfolk (AHL). Acquired D Ben Lovejoy from Pittsburgh in exchange for a fifth-round selection in the 2014 NHL Entry Draft. |
| Feb. 9, 2013 | Recalled G Jeff Deslauriers from Norfolk (AHL). Reassigned defensemen Sami Vatanen and Jordan Hendry to Norfolk. |
| Feb. 11, 2013 | Recalled D Nate Guenin from Norfolk (AHL). |
| Feb. 13, 2013 | Recalled C Peter Holland and LW Patrick Maroon from Norfolk (AHL). Reassigned RW Emerson Etem to Norfolk and RW Rickard Rakell to Plymouth (OHL). |
| Feb. 19, 2013 | Reassigned D Nate Guenin to Norfolk (AHL) and G Jeff Deslauriers to Fort Wayne (ECHL). |
| Feb. 20, 2013 | Signed G Viktor Fasth to a two-year contract extension. |
| Feb. 26, 2013 | Recalled RW Emerson Etem from Norfolk (AHL). Reassigned C Peter Holland to Norfolk. |
| Mar. 2, 2013 | Signed C Joseph Cramarossa to a three-year, entry-level contract. |
| Mar. 4, 2013 | Recalled LW Brandon McMillan from Norfolk (AHL). |
| Mar. 5, 2013 | Signed C Charlie Sarault to a three-year entry-level contract. Recalled C Peter Holland from Norfolk (AHL). Reassigned RW Patrick Maroon to Norfolk (AHL). |
| Mar. 6, 2013 | Signed D Kevin Gagne to a three-year entry-level contract. |
| Mar. 8, 2013 | Signed C Ryan Getzlaf to an eight-year contract extension. |
| Mar. 11, 2013 | Recalled LW Patrick Maroon and RW Devante Smith-Pelly from Norfolk (AHL). Acquired C Kyle Wilson from Tampa Bay in exchange for RW Dan Sexton . |
| Mar. 12, 2013 | Recalled G Jeff Deslauriers from Fort Wayne (ECHL). Reassigned RW Devante Smith-Pelly to Norfolk (AHL). |
| Mar. 15, 2013 | Acquired C David Steckel from Toronto in exchange for RW Ryan Lasch and a seventh-round selection in the 2014 NHL Entry Draft. Reassigned LW Patrick Maroon to Norfolk (AHL) and G Jeff Deslauriers to Fort Wayne (ECHL). |
| Mar. 18, 2013 | Signed RW Corey Perry to an eight-year contract extension. |
| Mar. 21, 2013 | Reassigned LW Brandon McMillan to Norfolk (AHL). Signed LW Patrick Maroon to a two-year contract extension. |
| Mar. 24, 2013 | Signed RW Radek Dvorak to a one-year contract. |
| Apr. 1, 2013 | Acquired LW Harry Zolnierczyk from Philadelphia in exchange for LW Jay Rosehill . |
| Apr. 3, 2013 | Acquired C Matthew Lombardi from Phoenix in exchange for LW Brandon McMillan . Traded G Jeff Deslauriers to Minnesota in exchange for future considerations. |
| Apr. 4, 2013 | Signed F Steven Whitney to a two-year entry-level contract. |
| Apr. 5, 2013 | Signed D Andrew O'Brien to a three-year entry-level contract. Recalled G Igor Bobkov from Norfolk (AHL). |
| Apr. 8, 2013 | Reassigned G Igor Bobkov to Norfolk (AHL). |
| Apr. 10, 2013 | Signed LW John Kurtz to a one-year entry-level contract. |
| Apr. 15, 2013 | Reassigned C Peter Holland to Norfolk (AHL). |
| Apr. 16, 2013 | Recalled D Sami Vatanen and D Jordan Hendry from Norfolk (AHL). |
| Apr. 16, 2013 | Signed C Antoine Laganeire to a two-year entry-level contract. |
| Apr. 18, 2013 | Reassigned D Jordan Hendry to Norfolk (AHL). |
| Apr. 19, 2013 | Recalled G Igor Bobkov from Norfolk (AHL). |
| Apr. 24, 2013 | Recalled RW Devante Smith-Pelly , G Frederik Andersen and LW Patrick Maroon from Norfolk (AHL). Reassigned G Igor Bobkov to Norfolk (AHL). |
| Apr. 27, 2013 | Recalled D Mat Clark , LW Max Friberg , G John Gibson , D Nate Guenin , D Jordan Hendry , C Peter Holland , D Hampus Lindholm and LW Harry Zolnierczyk from Norfolk (AHL). |
| Apr. 28, 2013 | Recalled RW Rickard Rakell from Plymouth (OHL). |

NHL FINAL STANDINGS



WESTERN CONFERENCE

PACIFIC DIVISION

| | | GP | W | L | OT | GF | GA | PTS |
|----------------|------------|-----------|-----------|-----------|-----------|------------|------------|------------|
| Anaheim | (2) | 48 | 30 | 12 | 6 | 140 | 118 | 66 |
| Los Angeles | (5) | 48 | 27 | 16 | 5 | 133 | 118 | 59 |
| San Jose | (6) | 48 | 25 | 16 | 7 | 124 | 116 | 57 |
| Phoenix | (10) | 48 | 21 | 18 | 9 | 125 | 131 | 51 |
| Dallas | (11) | 48 | 22 | 22 | 4 | 130 | 142 | 48 |

NORTHWEST DIVISION

| | | GP | W | L | OT | GF | GA | PTS |
|-----------|------|-----------|----------|----------|-----------|-----------|-----------|------------|
| Vancouver | (3) | 48 | 26 | 15 | 7 | 127 | 121 | 59 |
| Minnesota | (8) | 48 | 26 | 19 | 3 | 122 | 127 | 55 |
| Edmonton | (12) | 48 | 19 | 22 | 7 | 125 | 134 | 45 |
| Calgary | (13) | 48 | 19 | 25 | 4 | 128 | 160 | 42 |
| Colorado | (15) | 48 | 16 | 25 | 7 | 116 | 152 | 39 |

CENTRAL DIVISION

| | | GP | W | L | OT | GF | GA | PTS |
|-----------|------|-----------|----------|----------|-----------|-----------|-----------|------------|
| Chicago | (1) | 48 | 36 | 7 | 5 | 155 | 102 | 77 |
| St. Louis | (4) | 48 | 29 | 17 | 2 | 129 | 115 | 60 |
| Detroit | (7) | 48 | 24 | 16 | 8 | 124 | 115 | 56 |
| Columbus | (9) | 48 | 24 | 17 | 7 | 120 | 119 | 55 |
| Nashville | (14) | 48 | 16 | 23 | 9 | 111 | 139 | 41 |

EASTERN CONFERENCE

NORTHEAST DIVISION

| | | GP | W | L | OT | GF | GA | PTS |
|----------|------|-----------|----------|----------|-----------|-----------|-----------|------------|
| Montreal | (2) | 48 | 29 | 14 | 5 | 149 | 126 | 63 |
| Boston | (4) | 48 | 28 | 14 | 6 | 131 | 109 | 62 |
| Toronto | (5) | 48 | 26 | 17 | 5 | 145 | 133 | 57 |
| Ottawa | (7) | 48 | 25 | 17 | 6 | 116 | 104 | 56 |
| Buffalo | (12) | 48 | 21 | 21 | 6 | 125 | 143 | 48 |

ATLANTIC DIVISION

| | | GP | W | L | OT | GF | GA | PTS |
|--------------|------|-----------|----------|----------|-----------|-----------|-----------|------------|
| Pittsburgh | (1) | 48 | 36 | 12 | 0 | 165 | 119 | 72 |
| NY Rangers | (6) | 48 | 26 | 18 | 4 | 130 | 112 | 56 |
| NY Islanders | (8) | 48 | 24 | 17 | 7 | 139 | 139 | 55 |
| Philadelphia | (10) | 48 | 23 | 22 | 3 | 133 | 141 | 49 |
| New Jersey | (11) | 48 | 19 | 19 | 10 | 112 | 129 | 48 |

SOUTHEAST DIVISION

| | | GP | W | L | OT | GF | GA | PTS |
|------------|------|-----------|----------|----------|-----------|-----------|-----------|------------|
| Washington | (3) | 48 | 27 | 18 | 3 | 149 | 130 | 57 |
| Winnipeg | (9) | 48 | 24 | 21 | 3 | 128 | 144 | 51 |
| Carolina | (13) | 48 | 19 | 25 | 4 | 128 | 160 | 42 |
| Tampa Bay | (14) | 48 | 18 | 26 | 4 | 148 | 150 | 40 |
| Florida | (15) | 48 | 15 | 27 | 6 | 112 | 171 | 36 |

(CONFERENCE FINISH IN PARENTHESES)



NHL STATISTICAL LEADERS

OVERALL SCORING LEADERS

| PLAYER | TEAM | GP | G | A | PTS | +/- | PIM | PP | SH | GW | S | PCTG |
|---------------------|----------------|-----------|-----------|-----------|-----------|------------|-----------|----------|----------|----------|-----------|-------------|
| Martin St. Louis | Tampa Bay | 48 | 17 | 43 | 60 | 0 | 14 | 3 | 0 | 2 | 112 | 15.2 |
| Steven Stamkos | Tampa Bay | 48 | 29 | 28 | 57 | -4 | 32 | 10 | 0 | 2 | 157 | 18.5 |
| Alex Ovechkin | Washington | 48 | 32 | 24 | 56 | +2 | 36 | 16 | 0 | 4 | 220 | 14.5 |
| Sidney Crosby | Pittsburgh | 36 | 15 | 41 | 56 | +26 | 16 | 3 | 0 | 1 | 124 | 12.1 |
| Patrick Kane | Chicago | 47 | 23 | 32 | 55 | +11 | 8 | 8 | 0 | 3 | 138 | 16.7 |
| Eric Staal | Carolina | 48 | 18 | 35 | 53 | +5 | 54 | 3 | 1 | 4 | 152 | 11.8 |
| Chris Kunitz | Pittsburgh | 48 | 22 | 30 | 52 | +30 | 39 | 9 | 0 | 5 | 113 | 19.5 |
| Phil Kessel | Toronto | 48 | 20 | 32 | 52 | -3 | 18 | 6 | 0 | 4 | 161 | 12.4 |
| Taylor Hall | Edmonton | 45 | 16 | 34 | 50 | +5 | 33 | 4 | 0 | 4 | 154 | 10.4 |
| Pavel Datsyuk | Detroit | 47 | 15 | 34 | 49 | +21 | 14 | 8 | 0 | 6 | 107 | 14.0 |
| Ryan Getzlaf | Anaheim | 44 | 15 | 34 | 49 | +14 | 41 | 4 | 3 | 3 | 99 | 15.2 |
| Mike Ribeiro | Washington | 48 | 13 | 36 | 49 | -4 | 53 | 6 | 0 | 1 | 63 | 20.6 |
| Jonathan Toews | Chicago | 47 | 23 | 25 | 48 | +28 | 27 | 2 | 2 | 5 | 143 | 16.1 |
| Claude Giroux | Philadelphia | 48 | 13 | 35 | 48 | -7 | 22 | 6 | 1 | 2 | 137 | 9.5 |
| Henrik Zetterberg | Detroit | 46 | 11 | 37 | 48 | +2 | 18 | 4 | 2 | 5 | 173 | 6.4 |
| Nicklas Backstrom | Washington | 48 | 8 | 40 | 48 | +8 | 20 | 3 | 0 | 1 | 82 | 9.8 |
| John Tavares | NY Islanders | 48 | 28 | 19 | 47 | -2 | 18 | 9 | 0 | 5 | 162 | 17.3 |
| Jakub Voracek | Philadelphia | 48 | 22 | 24 | 46 | -7 | 35 | 8 | 0 | 3 | 129 | 17.1 |
| Andrew Ladd | Winnipeg | 48 | 18 | 28 | 46 | +10 | 22 | 3 | 0 | 4 | 121 | 14.9 |
| Henrik Sedin | Vancouver | 48 | 11 | 34 | 45 | +19 | 24 | 1 | 1 | 1 | 70 | 15.7 |

DEFENSEMEN SCORING LEADERS

| PLAYER | TEAM | GP | G | A | PTS | +/- | PIM | PP | SH | GW | S | PCTG |
|------------------|--------------|----|----|----|-----|-----|-----|----|----|----|-----|------|
| P.K. Subban | Montreal | 42 | 11 | 27 | 38 | +12 | 57 | 7 | 0 | 0 | 126 | 8.7 |
| Kris Letang | Pittsburgh | 35 | 5 | 33 | 38 | +16 | 8 | 1 | 0 | 1 | 95 | 5.3 |
| Ryan Suter | Minnesota | 48 | 4 | 28 | 32 | +2 | 24 | 3 | 0 | 1 | 91 | 4.4 |
| Andrei Markov | Montreal | 48 | 10 | 20 | 30 | -9 | 14 | 8 | 0 | 4 | 79 | 12.7 |
| Keith Yandle | Phoenix | 48 | 10 | 20 | 30 | +4 | 54 | 5 | 0 | 3 | 130 | 7.7 |
| Niklas Kronwall | Detroit | 48 | 5 | 24 | 29 | -5 | 44 | 2 | 0 | 2 | 67 | 7.5 |
| Kimmo Timonen | Philadelphia | 45 | 5 | 24 | 29 | +3 | 36 | 3 | 0 | 1 | 78 | 6.4 |
| Cody Franson | Toronto | 45 | 4 | 25 | 29 | +4 | 8 | 3 | 0 | 0 | 70 | 5.7 |
| Shea Weber | Nashville | 48 | 9 | 19 | 28 | -2 | 48 | 3 | 0 | 1 | 124 | 7.3 |
| Dion Phaneuf | Toronto | 48 | 9 | 19 | 28 | -4 | 65 | 3 | 0 | 1 | 88 | 10.2 |
| Dustin Byfuglien | Winnipeg | 43 | 8 | 20 | 28 | -1 | 34 | 4 | 0 | 2 | 142 | 5.6 |

INDIVIDUAL LEADERS

GOAL SCORING

| NAME | TEAM | GP | G |
|----------------|--------------|----|----|
| Alex Ovechkin | Washington | 48 | 32 |
| Steven Stamkos | Tampa Bay | 48 | 29 |
| John Tavares | NY Islanders | 48 | 28 |
| Jeff Carter | Los Angeles | 48 | 26 |
| Patrick Kane | Chicago | 47 | 23 |
| Jonathan Toews | Chicago | 47 | 23 |
| Jiri Tlusty | Carolina | 48 | 23 |
| Chris Kunitz | Pittsburgh | 48 | 22 |
| Jakub Voracek | Philadelphia | 48 | 22 |
| Rick Nash | NY Rangers | 44 | 21 |
| Logan Couture | San Jose | 48 | 21 |
| James Neal | Pittsburgh | 40 | 21 |

ASSISTS

| NAME | TEAM | GP | A |
|---------------------|----------------|-----------|-----------|
| Martin St. Louis | Tampa Bay | 48 | 43 |
| Sidney Crosby | Pittsburgh | 36 | 41 |
| Nicklas Backstrom | Washington | 48 | 40 |
| Henrik Zetterberg | Detroit | 46 | 37 |
| Mike Ribeiro | Washington | 48 | 36 |
| Eric Staal | Carolina | 48 | 35 |
| Claude Giroux | Philadelphia | 48 | 35 |
| Taylor Hall | Edmonton | 45 | 34 |
| Pavel Datsyuk | Detroit | 47 | 34 |
| Ryan Getzlaf | Anaheim | 44 | 34 |
| Henrik Sedin | Vancouver | 48 | 34 |

NHL STATISTICAL LEADERS



POWER PLAY GOALS

| NAME | TEAM | GP | PPG |
|----------------|--------------|----|-----|
| Alex Ovechkin | Washington | 48 | 16 |
| Steven Stamkos | Tampa Bay | 48 | 10 |
| Chris Kunitz | Pittsburgh | 48 | 9 |
| John Tavares | NY Islanders | 48 | 9 |
| Thomas Vanek | Buffalo | 38 | 9 |
| James Neal | Pittsburgh | 40 | 9 |
| Patrick Kane | Chicago | 47 | 8 |
| Pavel Datsyuk | Detroit | 47 | 8 |
| Jakub Voracek | Philadelphia | 48 | 8 |
| Matt Moulson | NY Islanders | 47 | 8 |
| Michael Ryder | DAL-MTL | 46 | 8 |
| Jeff Carter | Los Angeles | 48 | 8 |
| Andrei Markov | Montreal | 48 | 8 |
| Dustin Brown | Los Angeles | 46 | 8 |

GAME WINNING GOALS

| NAME | TEAM | GP | GW |
|----------------------|----------------|-----------|----------|
| Jeff Carter | Los Angeles | 48 | 8 |
| Pavel Datsyuk | Detroit | 47 | 6 |
| Derek Stepan | NY Rangers | 48 | 6 |
| James Neal | Pittsburgh | 40 | 6 |
| Marian Hossa | Chicago | 40 | 6 |
| Chris Kunitz | Pittsburgh | 48 | 5 |
| Henrik Zetterberg | Detroit | 46 | 5 |
| Jonathan Toews | Chicago | 47 | 5 |
| John Tavares | NY Islanders | 48 | 5 |
| Logan Couture | San Jose | 48 | 5 |
| Corey Perry | Anaheim | 44 | 5 |
| Brad Marchand | Boston | 44 | 5 |
| Michael Ryder | DAL-MTL | 46 | 5 |
| Troy Brouwer | WSH | 47 | 5 |
| David Krejci | Boston | 46 | 5 |
| Ilya Kovalchuk | New Jersey | 37 | 5 |
| Joe Pavelski | San Jose | 48 | 5 |
| Marian Gaborik | NYR-CBJ | 47 | 5 |
| David Clarkson | New Jersey | 48 | 5 |
| Kyle Palmieri | Anaheim | 42 | 5 |
| Brandon Sutter | Pittsburgh | 48 | 5 |

INDIVIDUAL ROOKIE SCORING LEADERS

| PLAYER | TEAM | GP | G | A | PTS | +/- | PIM | PP | SH | GW | S | PCTG |
|--------------------|-----------|----|----|----|-----|-----|-----|----|----|----|-----|------|
| Nail Yakupov | Edmonton | 48 | 17 | 14 | 31 | -4 | 24 | 6 | 0 | 2 | 81 | 21.0 |
| Jonathan Huberdeau | Florida | 48 | 14 | 17 | 31 | -15 | 18 | 2 | 0 | 1 | 112 | 12.5 |
| Corey Conacher | TB-OTT | 47 | 11 | 18 | 29 | +3 | 20 | 1 | 0 | 3 | 67 | 16.4 |
| Brendan Gallagher | Montreal | 44 | 15 | 13 | 28 | +10 | 33 | 3 | 0 | 3 | 117 | 12.8 |
| Brandon Saad | Chicago | 46 | 10 | 17 | 27 | +17 | 12 | 0 | 1 | 2 | 98 | 10.2 |
| Alex Galchenyuk | Montreal | 48 | 9 | 18 | 27 | +14 | 20 | 0 | 0 | 2 | 79 | 11.4 |
| Justin Schultz | Edmonton | 48 | 8 | 19 | 27 | -17 | 8 | 4 | 0 | 3 | 85 | 9.4 |
| Mika Zibanejad | Ottawa | 42 | 7 | 13 | 20 | +9 | 6 | 3 | 0 | 0 | 90 | 7.8 |
| Jakob Silfverberg | Ottawa | 48 | 10 | 9 | 19 | +9 | 12 | 2 | 1 | 2 | 134 | 7.5 |
| Vladimir Tarasenko | St. Louis | 38 | 3 | 11 | 19 | +1 | 10 | 3 | 0 | 1 | 75 | 10.7 |
| Alex Killorn | Tampa Bay | 38 | 7 | 12 | 19 | -6 | 14 | 1 | 0 | 2 | 82 | 8.5 |
| Patrick Wiercioch | Ottawa | 42 | 5 | 14 | 19 | +9 | 39 | 3 | 0 | 0 | 81 | 6.2 |

GOAL SCORING

| NAME | TEAM | GP | G |
|--------------------|----------|----|----|
| Nail Yakupov | Edmonton | 48 | 17 |
| Brendan Gallagher | Montreal | 44 | 15 |
| Jonathan Huberdeau | Florida | 48 | 14 |
| Cory Conacher | TB-OTT | 47 | 11 |
| Brandon Saad | Chicago | 46 | 10 |
| Jakob Silfverberg | Ottawa | 48 | 10 |

ASSISTS

| NAME | TEAM | GP | A |
|--------------------|----------|----|----|
| Justin Schultz | Edmonton | 48 | 19 |
| Cory Conacher | TB-OTT | 47 | 18 |
| Alex Galchenyuk | Montreal | 48 | 18 |
| Jonathan Huberdeau | Florida | 48 | 17 |
| Brandon Saad | Chicago | 46 | 17 |

POWER PLAY GOALS

| NAME | TEAM | GP | PPG |
|--------------------|-------------|----|-----|
| Nail Yakupov | Edmonton | 48 | 6 |
| Justin Schultz | Edmonton | 48 | 4 |
| Matt Irwin | San Jose | 38 | 4 |
| Brendan Gallagher | Montreal | 44 | 3 |
| Mika Zibanejad | Ottawa | 42 | 3 |
| Patrick Wiercioch | Ottawa | 42 | 3 |
| Vladimir Tarasenko | St. Louis | 38 | 3 |
| Jake Muzzin | Los Angeles | 45 | 3 |

GAME WINNING GOALS

| NAME | TEAM | GP | GWG | |
|--------------------------|----------|----|-----|---|
| Cory Conacher | TB-OTT | 47 | 3 | |
| Brendan Gallagher | Montreal | 44 | 3 | |
| Justin Schultz | Edmonton | 48 | 3 | |
| Leo Komarov | Toronto | 42 | 3 | |
| 9 players tied for fifth | | | | |
| | | | | 2 |



ANAHEIM DUCKS

2012-13 PROSPECT REPORT

American Hockey League – Norfolk Admirals (37-34-4-1, 79 standings points)

| No. | PLAYER | POS | GP | G | A | PTS | +/- | PIM | PPG | SHG | SOG |
|-----|-------------------------------|-----|----|----|----|-----|-----|-----|-----|-----|-----|
| 19 | Patrick Maroon | LW | 64 | 26 | 24 | 50 | 0 | 139 | 12 | 1 | 183 |
| 9 | Sami Vatanen* | D | 62 | 9 | 36 | 45 | 0 | 44 | 5 | 0 | 135 |
| 22 | Peter Holland | C | 42 | 19 | 20 | 39 | -13 | 68 | 6 | 1 | 124 |
| 34 | Devante Smith-Pelly | RW | 65 | 14 | 18 | 32 | -20 | 65 | 5 | 0 | 118 |
| 21 | Kyle Palmieri | RW | 33 | 13 | 12 | 25 | -13 | 54 | 7 | 0 | 113 |
| 5 | Nate Guenin (C) | D | 66 | 4 | 20 | 24 | +6 | 38 | 2 | 0 | 124 |
| 18 | Chris Wagner* | C | 70 | 8 | 13 | 21 | +5 | 65 | 0 | 1 | 126 |
| 13 | Josh Brittain | LW | 43 | 11 | 8 | 19 | -1 | 69 | 3 | 0 | 78 |
| 39 | Harry Zolnierczyk | LW | 61 | 11 | 8 | 19 | -19 | 68 | 1 | 1 | 117 |
| | w/ADK | | 52 | 9 | 8 | 17 | -13 | 54 | 1 | 1 | 105 |
| | w/NOR | | 9 | 2 | 0 | 2 | -6 | 14 | 0 | 0 | 12 |
| 17 | Luca Caputi | LW | 35 | 3 | 15 | 18 | -5 | 23 | 2 | 0 | 83 |
| 26 | Emerson Etem* | RW | 45 | 13 | 3 | 16 | -1 | 12 | 3 | 1 | 129 |
| 24 | John Mitchell | LW | 61 | 10 | 4 | 14 | -10 | 48 | 0 | 0 | 78 |
| 7 | Kyle Wilson | C | 38 | 8 | 6 | 14 | -6 | 8 | 0 | 0 | 85 |
| | w/SYR | | 22 | 5 | 0 | 5 | -5 | 6 | 0 | 0 | 42 |
| | w/NOR | | 16 | 3 | 6 | 9 | -1 | 2 | 0 | 0 | 43 |
| 20 | Troy Bodie | LW | 47 | 4 | 8 | 12 | +2 | 111 | 1 | 1 | 66 |
| 6 | Jordan Hendry | D | 62 | 2 | 9 | 11 | -9 | 63 | 0 | 0 | 101 |
| 4 | Hampus Lindholm* | D | 44 | 1 | 10 | 11 | +5 | 16 | 0 | 0 | 66 |
| 16 | Rod Pelley | C | 60 | 3 | 7 | 10 | -16 | 34 | 1 | 0 | 98 |
| 2 | Mat Clark | D | 71 | 1 | 9 | 10 | -13 | 79 | 0 | 0 | 55 |
| 32 | Pierre-Luc Letourneau-Leblond | LW | 33 | 3 | 5 | 8 | +7 | 98 | 0 | 0 | 29 |
| 12 | John Kurtz | LW | 59 | 3 | 5 | 8 | 0 | 103 | 0 | 0 | 67 |
| 11 | Charles Sarault* | C | 11 | 0 | 6 | 6 | -2 | 0 | 0 | 0 | 14 |
| 3 | Ryan Parent | D | 56 | 0 | 5 | 5 | -12 | 52 | 0 | 0 | 27 |
| 23 | Steven Whitney* | C | 8 | 3 | 1 | 4 | -2 | 2 | 1 | 0 | 19 |
| 39 | Corey Elkins | C | 24 | 3 | 1 | 4 | -7 | 4 | 0 | 0 | 35 |
| 25 | Matt Smaby | D | 26 | 0 | 4 | 4 | -4 | 16 | 0 | 0 | 13 |
| 14 | Max Friberg | LW | 6 | 1 | 0 | 1 | -5 | 0 | 0 | 0 | 5 |
| 36 | Kevin Gagne* | D | 5 | 0 | 1 | 1 | -3 | 0 | 0 | 0 | 6 |

| No. | GOALIE | GP | W | L | SOL | MIN | SO | GA | GAA | SV% |
|-----|--------------------|----|----|----|-----|---------|----|----|------|------|
| 40 | Viktor Fasth | 3 | 1 | 2 | 0 | 183:14 | 0 | 6 | 1.96 | .914 |
| 30 | Frederik Andersen* | 44 | 24 | 15 | 1 | 2544:55 | 4 | 90 | 2.12 | .932 |
| 35 | Igor Bobkov* | 28 | 11 | 17 | 0 | 1570:28 | 2 | 82 | 3.13 | .903 |
| 43 | John Gibson | 1 | 0 | 0 | 0 | 40:00 | 0 | 3 | 4.50 | .857 |

* - rookie

Notes:

- Patrick Maroon was the recipient of the 2012-13 Norfolk Admirals Player-of-the-Year award, as voted on by the coaching staff and players...he led the Admirals in goals and scoring (26-24=50), and ranked second in assists...among AHL leaders, Maroon ranked tied for 13th in goals scored, tied for seventh in power-play goals (12) and tied for fourth in overtime goals (2)...with four goals and two assists in three games (4-2=6), he received CCM/AHL Player of the Week honors for the period ending Mar. 10...on Mar. 29, he notched his fourth career hat trick (3-0=3) in a 5-4 overtime victory over Syracuse...in 64 contests with the Admirals, he registered nine multi-point games, including three three-point games.
- Defenseman Sami Vatanen was selected to the 2012-13 AHL All-Rookie Team on Apr. 10...he led the Admirals in assists and ranked second in scoring (9-36=45)...among AHL leaders, Vatanen ranked tied for 10th in rookie scoring and tied for fourth in scoring by defensemen...in 56 games with Norfolk, Vatanen recorded nine multi-point games and seven multi-assist games...his seven-game assist streak from Feb. 23-Mar. 9 (1-9=10) ranked tied for fourth for the longest in the AHL in 2012-13.
- Center Peter Holland finished the regular season ranked second on Norfolk in goals, third in scoring (19-20=39) and tied for third in assists...he began the AHL season on a five-game scoring streak (2-4=6) and recorded his first career hat trick on Mar. 1 against Charlotte (3-0=3, +2).
- On Apr. 10, Anaheim assigned forward Max Friberg to Norfolk from Timra (Swedish Elite League)...in 55 games with Timra, Friberg recorded 8-8=16 points and 12 PIM...Friberg made his North American professional debut in a 4-3 victory over Worcester on Apr. 12 and scored his first AHL goal on Apr. 14 against Providence (1-0=1).
- In 65 games with the Admirals, Devante Smith-Pelly recorded 14-18=32 points and 65 PIM...he ranked third on the club in goals, fifth in assists and fourth in scoring...he registered seven multi-point games and recorded a career-high three-game point streak from Mar. 19-23 (3-2=5).
- After Sarnia was eliminated in the first round of the OHL playoffs, forward Charles Sarault appeared in 11 games with Norfolk...in his AHL debut, Sarault had the primary assist on Maroon's game winner in overtime to defeat Syracuse 5-4 (0-1=1)...he finished the regular season with Sarnia ranked second in the OHL in scoring (22-86=108) and first in assists...he also ranked sixth in the entire Canadian Hockey League in scoring.

ANAHEIM DUCKS

2012-13 PROSPECT REPORT



- Kevin Gagne (Rimouski, QMJHL) signed an amateur tryout contract with Norfolk on Apr. 2...Gagne finished the regular season with Rimouski ranked second among QMJHL defensemen in scoring (17-54=71) and third in the Canadian Hockey League in scoring...he recorded his first AHL point with an assist on Maroon's 26th goal of the season on Apr. 21 against Providence.
- On Apr. 4, Anaheim signed forward Steven Whitney to a two-year entry-level contract...in his senior season at Boston College, Whitney ranked second in the nation in goals and recorded a career-high 26-19=45 points in 38 games...he made his professional debut on Apr. 5, scoring a power-play goal on his first career shot (1-0=1)...in eight games with Norfolk, Whitney recorded 3-1=4 and two PIM.
- In his first professional season in North America, defenseman Hampus Lindholm tallied 1-10=11 points in 44 games with the Admirals...he scored his first career AHL goal on Nov. 3 against Binghamton (1-0=1).
- Goaltender Frederik Andersen finished the AHL regular season ranked tied for sixth in the league in GAA (2.19), second in SV% (.929) and tied for 10th in wins (24)...among AHL rookies, he led in SV% and ranked third in GAA...he won six consecutive starts for Norfolk from Jan. 25-Mar. 1, recording a 1.31 GAA and .954 SV% with two shutouts in that span...Andersen also represented Denmark in the final Olympic Qualification Tournament in Vejens, Denmark, Feb. 7-10...he posted a 1-1 record and led all goaltenders in Group F in GAA (1.01) and SV% (.960).

ECHL – Fort Wayne Komets

| PLAYER | POS | GP | G | A | PTS | +/- | PIM |
|---------------|-----|----|----|----|-----|-----|-----|
| Josh Brittain | LW | 31 | 13 | 14 | 27 | +10 | 34 |
| Luca Caputi | LW | 15 | 6 | 8 | 14 | -3 | 17 |
| Corey Elkins | C | 4 | 3 | 3 | 6 | +5 | 0 |
| Matt Kennedy | RW | 12 | 0 | 1 | 1 | -3 | 11 |

| PLAYER | POS | GP | W | L | SOL | MIN | SO | GA | GAA | SV% |
|-----------------|-----|----|---|---|-----|-----|----|----|------|------|
| Marco Cousineau | G | 11 | 3 | 7 | 0 | 575 | 0 | 34 | 3.55 | .886 |

North American Prospects – College

| Player/Draft Info | POS | Team | League | GP | G | A | PTS | PIM | GWG | PPG | SHG |
|------------------------|-----|---|--------|----|----|----|-----|-----|-----|-----|-----|
| Brian Cooper (Fr.) | D | Nebraska-Omaha | WCHA | 32 | 0 | 2 | 2 | 11 | 0 | 0 | 0 |
| | | <i>2012, Fifth Round, 127th Overall</i> | | | | | | | | | |
| Radoslav Illo (Jr.) | C | Bemidji State Univ. | WCHA | 34 | 4 | 10 | 14 | 16 | 0 | 1 | 0 |
| | | <i>2009, Fifth Round, 136th Overall</i> | | | | | | | | | |
| Nicolas Kerdiles (Fr.) | RW | U. of Wisconsin | WCHA | 32 | 11 | 22 | 33 | 37 | 3 | 3 | 0 |
| | | <i>2012, Second Round, 36th Overall</i> | | | | | | | | | |
| Kevin Lind (Jr.) | D | Notre Dame | CCHA | 40 | 2 | 3 | 5 | 33 | 0 | 0 | 1 |
| | | <i>2010, Sixth Round, 177th Overall</i> | | | | | | | | | |
| Josh Manson (So.) | D | Northeastern Univ. | H-East | 33 | 3 | 4 | 7 | 45 | 1 | 1 | 0 |
| | | <i>2011, Sixth Round, 160th Overall</i> | | | | | | | | | |
| Jaycob Megna (So.) | D | Nebraska-Omaha | WCHA | 38 | 2 | 5 | 7 | 14 | 0 | 1 | 0 |
| | | <i>2012, Seventh Round, 210th Overall</i> | | | | | | | | | |
| Nick Pryor (Sr.) | D | U. of Maine | H-East | 13 | 0 | 2 | 2 | 0 | 0 | 0 | 0 |
| | | <i>2008, Seventh Round, 208th Overall</i> | | | | | | | | | |
| Kevin Roy (Fr.) | C | Northeastern Univ. | H-East | 29 | 17 | 17 | 34 | 26 | 3 | 2 | 0 |
| | | <i>2012, Fourth Round, 97th Overall</i> | | | | | | | | | |
| Andy Welinski (Fr.) | D | Minnesota-Duluth | WCHA | 38 | 4 | 14 | 18 | 24 | 0 | 3 | 0 |
| | | <i>2011, Third Round, 83rd Overall</i> | | | | | | | | | |

Notes:

- Forward Nic Kerdiles was named the Hockey Commissioners' Association Division 1 Rookie of the Month for March/April...Kerdiles helped lead Wisconsin to the WCHA Final Five championship and received tournament MVP honors by collecting 4-6=10 points in five tournament games...he also scored the only goal for the Badgers in their 6-1 loss to the University of Massachusetts-Lowell in the NCAA Northeast Regional Semifinals on Mar. 29...in March and April, he ranked second in the nation in scoring and led all rookies with 5-11=16 points in 10 games...Kerdiles finished the season on a 12-game scoring streak (6-13=19), which included seven multi-point games...after 32 games for the Badgers, he ranked second in scoring (11-22=33) and assists, and third in goals...among WCHA leaders, he ranked tied for fifth in rookie scoring (11-22=33) and tied for 18th overall in assists.
- Freshman Kevin Roy of Northeastern University was one of three unanimous selections to the 2012-13 Pro Ambitions Hockey East All-Rookie Team...he ranked tied for 11th in the conference in scoring (17-17=34), tied for fourth in goals and second in rookie scoring...among NCAA freshmen, he ranked tied for third in scoring behind Riley Barber of Miami (15-24=39) and Danny O'Regan of Boston University (16-22=38)...Roy recorded 10 multi-point games, including a five-point performance on Dec. 29 against Harvard (1-4=5)...he was named MVP of the 61st annual Beanpot Tournament on Feb. 11...becoming the fifth player in Beanpot history to receive MVP honors from a losing team, Roy scored five goals (5-0=5) in two games during the tournament, including his first career hat trick as a Husky in a 3-2 victory over #13 Boston University on Feb. 4...Roy received Hockey East's Rookie of the Week honors on Oct. 15 and Jan. 2, Player of the Week on Feb. 11 and was named Rookie of the Month for December.
- Defenseman Andy Welinski of University of Minnesota-Duluth was named to the 2012-13 All-WCHA Rookie Team on Mar. 16...he finished the season ranked 16th in the WCHA in defensemen scoring (4-14=18) and 15th in freshmen scoring.



ANAHEIM DUCKS

2012-13 PROSPECT REPORT

North American Prospects – Juniors

| Player/Draft Info | POS | Team | League | GP | G | A | PTS | PIM | +/- | | | | |
|---|-----|---------------|--------|----|----|----|-----|-----|-----|------|----|------|------|
| Joseph Cramarossa 2011, Third Round, 65th Overall | C | Belleville | OHL | 68 | 19 | 44 | 63 | 89 | +19 | | | | |
| Playoffs | | | | 13 | 5 | 2 | 7 | 35 | +8 | | | | |
| Kevin Gagne Undrafted | D | Rimouski | QMJHL | 62 | 17 | 54 | 71 | 36 | +11 | | | | |
| Playoffs | | | | 6 | 1 | 1 | 2 | 0 | -6 | | | | |
| Kenton Helgesen 2012, Seventh Round, 187th Overall | D | Calgary | WHL | 70 | 0 | 20 | 20 | 116 | +22 | | | | |
| Playoffs | | | | 3 | 0 | 1 | 1 | 0 | +1 | | | | |
| Andrew O'Brien 2012, Fourth Round, 108th Overall | D | Rouyn-Noranda | QMJHL | 67 | 2 | 16 | 18 | 113 | +19 | | | | |
| Playoffs | | | | 12 | 0 | 4 | 4 | 16 | +1 | | | | |
| Rickard Rakell 2011, First Round, 30th Overall | RW | Plymouth | OHL | 40 | 21 | 23 | 44 | 12 | +19 | | | | |
| Playoffs | | | | 12 | 4 | 9 | 13 | 10 | +8 | | | | |
| Charlie Sarault Undrafted | C | Sarnia | OHL | 68 | 22 | 86 | 108 | 28 | +16 | | | | |
| Playoffs | | | | 4 | 1 | 3 | 4 | 4 | -7 | | | | |
| Player/Draft Info | POS | Team | League | GP | W | L | OTL | SOL | SO | MIN | GA | GAA | SV% |
| John Gibson 2011, Second Round, 39th Overall | G | Kitchener | OHL | 27 | 17 | 9 | 0 | 1 | 1 | 1615 | 65 | 2.41 | .928 |
| Playoffs | | | | 10 | 5 | 4 | 1 | 0 | 1 | 609 | 22 | 2.17 | .946 |

Notes:

- Forward Joseph Cramarossa recorded 16 multi-point games for Belleville (OHL) this season, including a five-point game on Jan. 11 against Kingston (3-2=5)...he finished the regular season as a co-leader in assists on the Bulls and ranked tied for third in points (19-44=63)...Anaheim signed Cramarossa to a three-year entry-level contract on Mar. 2.
- Forward Rickard Rakell earned a silver medal with Sweden at the 2013 World Junior Championship in Ufa, Russia...while leading his team in assists, he also co-led Sweden in scoring (0-6=6) and ranked tied for fourth in the tournament in assists...in 40 regular season games with Plymouth (OHL), he recorded two five-game point streaks, including one five-game multi-point streak from Feb. 16-24 (7-5=12)...Rakell received OHL's Player of the Week honors on Feb. 24 after registering 6-3=9 points and a +6 rating in four games...he notched his second career hat trick (3-0=3) on Feb. 22 in a 9-1 win over Windsor...appearing in four games with Anaheim this season, Rakell went scoreless while averaging 8:57 TOI.
- Goaltender John Gibson helped lead Team USA to a gold medal in the 2013 World Junior Championship...Gibson received tournament MVP honors, becoming the first United States goaltender and second American overall to win the award after Zach Parise in 2004...he was also the first goalie to win MVP of the World Juniors since Steve Mason (Canada) in 2008...overall, Gibson finished the tournament 5-2 with a 1.36 GAA and .955 SV% in seven games, leading the tournament in wins, GAA, SV% and saves...in 27 games with Kitchener (OHL), he recorded a 2.41 GAA and .928 SV% with one shutout...he appeared in all 10 postseason games for the Rangers, posting a 2.17 GAA and .946 SV%...among OHL playoff goaltenders, he led in SV% and ranked fourth in GAA...Gibson made his professional hockey debut on Apr. 19 against Syracuse, relieving Frederik Andersen after the first period...he stopped 28-of-31 shots in 40 minutes of action.
- Anaheim signed forward Antoine Laganiere to a two-year entry-level contract on Apr. 16...Laganiere collected 15-14=29 points in 37 games in his senior season with Yale University (ECAC)...he helped the Bulldogs win the NCAA Division 1 Championship on Apr. 13 at the Frozen Four Tournament in Pittsburgh, PA...he ranked third on the club in scoring, second in power-play goals (6) and tied for second in game-winning goals (3).

European Prospects

| Player/Draft Info | POS | Team | League | GP | G | A | PTS | PIM | +/- |
|--|-----|------------|---------|----|---|----|-----|-----|-----|
| Max Friberg 2011, Fifth Round, 143rd Overall | LW | Timra | SWE | 55 | 8 | 8 | 16 | 12 | -10 |
| Tim Heed | D | Vaxjo | SWE | 10 | 0 | 0 | 0 | 2 | -1 |
| | | Vaxjo U-20 | SWE Jr. | 4 | 2 | 4 | 6 | 0 | -2 |
| | | Vasteras | SWE 2 | 33 | 5 | 8 | 13 | 12 | 0 |
| 2010, Fifth Round, 132nd Overall | | | | | | | | | |
| William Karlsson 2011, Second Round, 53rd Overall | C | HV-71 | SWE | 50 | 4 | 24 | 28 | 12 | +17 |
| Playoffs | | | | 5 | 0 | 2 | 2 | 0 | -5 |

Notes:

- On Apr. 22, William Karlsson was named the 2012-13 Swedish Elite League Rookie of the Year...in 50 games with HV-71, Karlsson registered 4-24=28 points and a +17 rating...Karlsson also received a silver medal with Sweden at the 2013 World Junior Championship, recording two assists (0-2=2) and two PIM in six games.

ANAHEIM DUCKS

PLAYOFF RECORDS



INDIVIDUAL

MOST GOALS

| | | |
|----------------|----|---|
| Career | 32 | Teemu Selanne, 1996-01 & 2005-11 (77 games) |
| Playoff Season | 10 | Andy McDonald, 2007 (21 games) |
| Series | 6 | Joffrey Lupul, 2006 CSF vs. COL (4 games); Teemu Selanne, 2011 CQF vs. NSH (6 games) |
| Game | 4 | Joffrey Lupul, Game 3 of CSF, May 9, 2006 @ COL |
| Period | 2 | Seven times: Paul Kariya, second period of Game 3 of WCF, May 14, 2003 vs. MIN; Steve Rucchin, first period of Game 6 of SCF, June 7, 2003 vs. NJ; Joffrey Lupul, second period of Game 3 of CSF, May 9, 2006 @ COL; Andy McDonald (twice), first period of Game 1 of CSF, Apr. 25, 2007 vs. VAN & first period of Game 4 of SCF, June, 4, 2007 @ OTT; Bobby Ryan, second period of Game 4 of CQF, April 23, 2009; Teemu Selanne, second period of Game 3 of CQF, Apr. 17, 2011 vs. NSH |

MOST ASSISTS

| | | |
|----------------|----|---|
| Career | 35 | Ryan Getzlaf, 2005-11 (62 games) |
| Playoff Season | 14 | Ryan Getzlaf, 2009 (13 games) |
| Series | 8 | Ryan Getzlaf, 2009 CSF vs. DET (7 games) |
| Game | 3 | Four times: Steve Rucchin, Game 1 of CQF, Apr. 21, 1999 @ DET; Petr Sykora, Game 2 of CSF, Apr. 26, 2003 @ DAL; Dustin Penner, Game 3 of CSF, May 9, 2006 @ COL; Chris Kunitz, Game 1 of CSF, Apr. 25, 2007 vs. VAN |
| Period | 3 | Chris Kunitz, first period of Game 1 of CSF, Apr. 25, 2007 vs. VAN |

MOST POINTS

| | | |
|----------------|----|--|
| Career | 60 | Teemu Selanne (32-28=60), 1996-01 & 2005-11 (77 games) |
| Playoff Season | 18 | Ryan Getzlaf (4-14=18), 2009 (13 games) |
| Series | 10 | Two times: Corey Perry (5-5=10), 2009 CSF vs. DET (7 games); Ryan Getzlaf (2-8=10), 2009 CSF vs. DET (7 games) |
| Game | 4 | Two times: Joffrey Lupul (4-0=4), Game 3 of CSF, May 9, 2006 @ COL; Andy McDonald (3-1=4), Game 1 of CSF, Apr. 25, 2007 vs. VAN |
| Period | 3 | Three times: Teemu Selanne (1-2=3), second period of Game 1 of CSF, May 5, 2006 vs. COL; Chris Kunitz (0-3=3), first period of Game 1 of CSF, Apr. 25, 2007 vs. VAN; Andy McDonald (2-1=3), first period of Game 1 of CSF, Apr. 25, 2007 vs. VAN |

MOST GAMES

| | | |
|----------------|----|---|
| Career | 77 | Teemu Selanne, 1996-01 & 2005-11 |
| Playoff Season | 21 | 17 players in 2003 & 11 players in 2007 |

MOST SHOTS

| | | |
|----------------|-----|--|
| Career | 234 | Teemu Selanne, 1996-01 & 2005-11 (77 games) |
| Playoff Season | 64 | Andy McDonald, 2007 (21 games) |
| Series | 40 | Paul Kariya, 1997 CQF vs. PHX (7 games) |
| Game | 11 | Paul Kariya, Game 2 of CSF, May 4, 1997 @ DET |
| Period | 5 | Three times: last, Andy McDonald, in second period of Game 4 of CQF, Apr. 27, 2006 vs. CGY |

MOST PENALTY MINUTES

| | | |
|----------------|-----|--|
| Career | 101 | Corey Perry, 2005-11 (54 games) |
| Playoff Season | 39 | Rob Niedermayer, 2007 (21 games) |
| Series | 30 | Stu Grimson, 1999 CQF vs. DET (3 games) |
| Game | 20 | Brad May, Game 4 of CQF, Apr. 17, 2007 @ MIN |
| Period | 20 | Brad May, third period of Game 4 of CQF on Apr. 17, 2007 @ MIN |

LONGEST PLAYOFF SCORING STREAKS

| | | |
|---------------|---------|---|
| Point Streak | 8 games | Ryan Getzlaf (2-12=14), Apr. 21-May 7, 2009 |
| Goal Streak | 4 games | Corey Perry (4-1=5), Apr. 23-May 1, 2009; Teemu Selanne (5-0=5), Apr. 13-20, 2011 |
| Assist Streak | 8 games | Ryan Getzlaf (2-12=14), Apr. 21-May 7, 2009 |

MOST MINUTES PLAYED (GOALIES)

| | | |
|----------------|--------|---|
| Career | 3167 | Jean-Sebastien Giguere, 2003-09 (52 games) |
| Playoff Season | 1407 | Jean-Sebastien Giguere, 2003 (21 games) |
| Series | 442 | Jonas Hiller, 2009 CSF vs. DET (7 games) |
| Game | 140:48 | Jean-Sebastien Giguere, Game 1 of CSF, Apr. 24, 2003 vs. DAL (5 OT) |



ANAHEIM DUCKS PLAYOFF RECORDS

MOST SHUTOUTS

| | | |
|----------------|---|--|
| Career | 6 | Jean-Sebastien Giguere, 2003-09 (51 games) |
| Playoff Season | 5 | Jean-Sebastien Giguere, 2003 (21 games) |
| Series | 3 | Jean-Sebastien Giguere, 2003 WCF vs. MIN (4 games) |

MOST SAVES

| | | |
|----------------|------|---|
| Career | 1363 | Jean-Sebastien Giguere, 2003-09 (52 games) |
| Playoff Season | 659 | Jean-Sebastien Giguere, 2003 (21 games) |
| Series | 274 | Jonas Hiller, 2009 CSF vs. DET (7 games) |
| Game | 70 | Mikhail Shtalenkov, Game 4 of CSF, May 8, 1997 vs. DET (2 OT) |
| Period | 21 | Mikhail Shtalenkov, second period of Game 3 of CSF, May 6, 1997 vs. DET |
| Overtime | 20 | Jean-Sebastien Giguere, first OT period of Game 1 of CQF, Apr. 10, 2003 @ DET |

MOST SHOTS FACED

| | | |
|----------------|------|---|
| Career | 1473 | Jean-Sebastien Giguere, 2003-09 (52 games) |
| Playoff Season | 697 | Jean-Sebastien Giguere, 2003 (21 games) |
| Series | 294 | Jonas Hiller, 2009 CSF vs. DET (7 games) |
| Game | 73 | Mikhail Shtalenkov, Game 4 of CSF, May 8, 1997 vs. DET (2 OT) |
| Period | 23 | Mikhail Shtalenkov, second period of Game 3 of CSF, May 6, 1997 vs. DET |
| Overtime | 20 | Jean-Sebastien Giguere, first OT period of Game 1 of CQF, Apr. 10, 2003 @ DET |

LOWEST GOALS-AGAINST AVERAGE

| | | |
|----------------|------|--|
| Career | 1.68 | Ilya Bryzgalov, 2006-07 (16 games) |
| Playoff Season | 1.46 | Ilya Bryzgalov, 2006 (11 games) |
| Series | 0.22 | Jean-Sebastien Giguere, 2003 WCF vs. MIN (4 games) |

HIGHEST SAVE PERCENTAGE

| | | |
|----------------|------|--|
| Career | .943 | Jonas Hiller, 2009 (13 games) |
| Playoff Season | .945 | Jean-Sebastien Giguere, 2003 (21 games) |
| Series | .992 | Jean-Sebastien Giguere, 2003 WCF vs. MIN (4 games), stopped 122-of-123 shots |

GOALTENDING STREAKS

| | | |
|-------------------------------|---------|--|
| Most consecutive games played | 21 | Jean-Sebastien Giguere, Apr. 10, 2003-June 9, 2003 |
| Most consecutive starts | 21 | Jean-Sebastien Giguere, Apr. 10, 2003-June 9, 2003 |
| Most consecutive shutouts | 3 | Two times: Jean-Sebastien Giguere, Game 1 of WCF on May 10, 2003 @ MIN, Game 2 of WCF on May 12, 2003 @ MIN, Game 3 of WCF on May 14, 2003 vs. MIN; Ilya Bryzgalov, Game 7 of CQF on May 3, 2006 vs. CGY, Game 1 of CSF on May 5, 2006 vs. COL, Game 2 of CSF on May 7, 2006 vs. COL |
| Longest winning streak | 6 games | Two times: Jean-Sebastien Giguere, Apr. 10-26, 2003; Ilya Bryzgalov, May 1-11, 2006 |
| Longest losing streak | 3 games | Four times: last, Ilya Bryzgalov, May 19-23, 2006 |
| Longest shutout sequence | 249:15 | Ilya Bryzgalov, Game 7 of CQF on May 3, 2006 vs. CGY through Game 2 of CSF on May 7, 2006 vs. COL, spanning five games |

TEAM

MOST GOALS

| | | |
|----------------|----|---|
| Playoff Season | 58 | 2007 (21 games) |
| Series | 20 | 2011 CQF vs. NSH (6 games) |
| Game | 6 | Three times: Game 4 of WCF, May 25, 2006 @ EDM; Game 5 of SCF, June 6, 2007 vs. OTT; Game 4 of CQF, Apr. 20, 2011 @ NSH |
| Period | 4 | Two times: second period of Game 1 of CSF, May 5, 2006 vs. COL; third period of Game 3 of WCF, May 23, 2006 @ EDM |

MOST SHOTS

| | | |
|-----------------|-----|---|
| Playoff Season | 698 | 2007 (21 games) |
| Series | 222 | 1997 CQF vs. PHX (7 games) |
| Game | 63 | Game 5 of CSF, May 3, 2007 vs. VAN |
| Period | 25 | First period of Game 4 of WCF, May 25, 2006 @ EDM |
| Overtime Period | 13 | First OT period of Game 2 of CSF, May 4, 1997 @ DET |

MOST PENALTY MINUTES

| | | |
|----------------|-----|--|
| Playoff Season | 399 | 2007 (21 games) |
| Series | 125 | 2006 CQF vs. CGY (7 games) |
| Game | 54 | Game 4 of CQF, Apr. 17, 2007 @ MIN |
| Period | 48 | Third period of Game 4 of CQF, Apr. 17, 2007 @ MIN |

ANAHEIM DUCKS

PLAYOFF RECORDS



FEWEST SHOTS

| | | |
|-----------------|-----|---|
| Playoff Season | 115 | 1999 (4 games) |
| Series | 108 | 2003 WCF vs. MIN (4 games) |
| Game | 15 | Two times: Game 5 of CSF, May 3, 2003 @ DAL; Game 3 of CQF, Apr. 15, 2008 @ DAL |
| Period | 2 | Three times: second period of Game 2 of SCF, May 29, 2003 @ NJ; second period of Game 3 of WCF, May 15, 2007 vs. DET; first period of Game 4 of SCF, June 4, 2007 @ OTT |
| Overtime Period | 0 | First OT period of Game 1 of CSF, May 2, 1997 @ DET; First OT period of Game 5 of CQF, Apr. 22, 2011 vs. NSH |

OPPONENTS INDIVIDUAL PLAYOFF RECORDS

MOST GOALS

| | | |
|--------|---|---|
| Series | 6 | Two times: Keith Tkachuk, 1997 CQF vs. PHX (7 games), Johan Franzen, 2009 CSF vs. DET (7 games) |
| Game | 3 | Steve Yzerman, Game 1 of CQF, Apr. 21, 1999 @ DET |
| Period | 2 | Nine times: last, Marian Hossa, second period of Game 4 of CSF, May 7, 2009 vs. DET |

MOST ASSISTS

| | | |
|--------|---|--|
| Series | 7 | Two times: Cliff Ronning, 1997 CQF vs. PHX (7 games) Henrik Zetterberg, 2009 CSF vs. DET (7 games) |
| Game | 3 | Three times: last, Mikael Samuelsson, Game 6 of WCF, May 22, 2007 vs. DET |
| Period | 3 | Mikael Samuelsson, Game 6 of WCF, May 22, 2007 vs. DET |

MOST POINTS

| | | |
|--------|----|---|
| Series | 10 | Henrik Zetterberg (3-7=10), 2009 CSF vs. DET (7 games) |
| Game | 3 | Several times |
| Period | 3 | Two times: last, Mikael Samuelsson (0-3=3), third period of Game 6 of WCF, May 22, 2007 vs. DET |

MOST SHOTS

| | | |
|--------|----|---|
| Series | 37 | Keith Tkachuk, 1997 CQF vs. PHX (7 games) |
| Game | 13 | Nicklas Lidstrom, Game 4 of CSF, May 8, 1997 vs. DET (2 OT) |
| Period | 6 | Nicklas Lidstrom, second period of Game 3 of CSF, May 6, 1997 vs. DET |

MOST PENALTY MINUTES

| | | |
|--------|----|--|
| Series | 29 | Dan Hinote, 2006 CSF vs. COL (4 games) |
| Game | 27 | Dan Hinote, Game 1 of CST, May 5, 2006 vs. COL |
| Period | 27 | Dan Hinote, third period of Game 1 of CSF, May 5, 2006 vs. COL |

MOST MINUTES PLAYED (GOALIES)

| | | |
|--------|--------|--|
| Series | 459 | Chris Osgood, 2007 CSF vs. DET (7 games) |
| Game | 140:48 | Marty Turco, Game 1 of CSF, Apr. 24, 2003 @ DAL (5 OT) |

MOST SHUTOUTS

| | | |
|--------|---|---------------------------------|
| Series | 3 | Martin Brodeur, 2003 SCF vs. NJ |
|--------|---|---------------------------------|

MOST SAVES

| | | |
|-----------------|-----|---|
| Series | 207 | Nikolai Khabibulin, 1997 CQF vs. PHX (7 games) |
| Game | 56 | Roberto Luongo, Game 5 of CSF, May 3, 2007 vs. VAN (2 OT) |
| Period | 22 | Dwayne Roloson, first period of Game 4 of WCF, May 25, 2006 @ EDM |
| Overtime Period | 13 | Mike Vernon, first OT period of Game 2 of CSF, May 4, 1997 @ DET |

MOST SHOTS FACED

| | | |
|-----------------|-----|---|
| Series | 222 | Nikolai Khabibulin, 1997 CQF vs. PHX (7 games) |
| Game | 58 | Roberto Luongo, Game 5 of CSF, May 3, 2007 vs. VAN (2 OT) |
| Period | 25 | Dwayne Roloson, first period of Game 4 of WCF, May 25, 2006 @ EDM |
| Overtime Period | 13 | Mike Vernon, first OT period of Game 2 of CSF, May 4, 1997 @ DET |

LOWEST GOALS-AGAINST-AVERAGE

| | | |
|--------|------|---|
| Series | 1.37 | Manny Fernandez, 2003 WCF vs. MIN (3 games) |
|--------|------|---|



ANAHEIM DUCKS PLAYOFF RECORDS

OPPONENTS TEAM RECORDS

MOST GOALS

| | | |
|--------|----|--|
| Series | 22 | 2009 CSF vs. DET (7 games); 2011 CQF vs NSH (6 games) |
| Game | 6 | Two times: Game 5 of SCF, June 5, 2003 @ NJ; Game 4 of CSF, May 7, 2009 vs. DET |
| Period | 4 | Three times: first period of Game 2 of CQF, Apr. 23, 1999 @ DET; third period of Game 3 of WCF, May 23, 2006 @ EDM; third period of Game 6 of CQF, Apr. 20, 2008 @ DAL |

MOST SHOTS

| | | |
|-----------------|-----|---|
| Series | 294 | 2009 CSF vs. DET (7 games) |
| Game | 73 | Game 4 of CSF, May 8, 1997 vs. DET (2 OT) |
| Period | 23 | Second period of Game 3 of CSF, May 6, 1997 vs. DET |
| Overtime Period | 20 | First OT period of Game 1 of CQF, Apr. 10, 2003 @ DET |

MOST PENALTY MINUTES

| | | |
|--------|-----|--|
| Series | 127 | 2006 CQF vs. CGY (7 games) |
| Game | 52 | Game 1 of CSF, May 5, 2006 vs. COL |
| Period | 27 | Third period of Game 1 of CSF, May 5, 2006 vs. COL |

FEWEST SHOTS

| | | |
|-----------------|-----|---|
| Series | 101 | 2007 SCF vs. OTT (5 games) |
| Game | 13 | Game 5 of SCF, June 6, 2007 vs. OTT |
| Period | 3 | Five times: last, third period of Game 4 of CQF, Apr. 20, 2011 @ NSH |
| Overtime Period | 0 | Three times: Game 4 of CQF, Apr. 27, 2006 vs. CGY; Game 4 of CSF, May 1, 2007 @ VAN; Game 2 of CSF, May 3, 2009 @ DET (3OT) |

TWO-TEAM SINGLE-GAME HIGHS & LOWS

MOST GOALS

| | | |
|--------|---|---|
| Game | 9 | Five times: Game 5 of SCF, ANA (3) @ NJ (6), June 5, 2003; Game 3 of WCF, ANA (4) @ EDM (5), May 23, 2006; Game 4 of WCF, ANA (6) @ EDM (3), May 25, 2006; Game 4 of CSF, DET (6) @ ANA (3), May 7, 2009; Game 4 of CQF, ANA (6) @ NSH (3), Apr. 20, 2011 |
| Period | 8 | Third period of Game 4 of WCF, ANA (4) @ EDM (4), May 23, 2006 |

MOST SHOTS

| | | |
|-----------------|-----|---|
| Game | 122 | Game 2 of CSF, ANA (51) vs. DET (71), May 4, 1997 (3 OT) |
| Period | 33 | Three times: second period of Game 5 of CQF, ANA (22) vs. MIN (11), Apr. 19, 2007; second period of Game 2 of CSF, ANA (17) vs. VAN (16), Apr. 27, 2007; second period of Game 4 of CSF, DET (20) vs. ANA (13), May 7, 2009 |
| Overtime Period | 26 | Two times: first and second periods of Game 2 of CSF, May 4, 1997 @ DET |

MOST PENALTY MINUTES

| | | |
|--------|----|---|
| Game | 90 | Game 3 of CQF, ANA (45) @ PHX (45), Apr. 20, 1997 |
| Period | 62 | Third period of Game 4 of CQF, ANA (48) @ MIN (14), Apr. 17, 2007 |

FEWEST GOALS

| | | |
|------|---|--|
| Game | 1 | Four times: Game 4 of CSF, ANA (1) vs. DAL (0), Apr. 30, 2003; Game 1 of WCF, ANA (1) @ MIN (0), May 10, 2003 (2 OT); Game 4 of SCF, ANA (1) vs. NJ (0), June 2, 2003 (OT); Game 2 of SCF, ANA (1) vs. OTT (0), May 30, 2007 |
|------|---|--|

FEWEST SHOTS

| | | |
|-----------------|----|---|
| Game | 31 | Game 5 of SCF, ANA (18) vs. OTT (13), June 6, 2007 |
| Period | 8 | Two times: second period of Game 2 of SCF, ANA (2) @ NJ (6), May 29, 2003; first period of Game 5 of SCF, ANA (5) vs. OTT (3), June 6, 2007 |
| Overtime Period | 1 | Three times: first OT period of Game 2 of CSF, ANA (0) @ DET (1), May 2, 1997; fifth OT period of Game 1 of CSF, ANA (1) @ DAL (0), Apr. 24, 2003; first OT period in Game 2 of CSF, ANA (1) @ DAL (0), Apr. 26, 2003; first OT period of Game 4 of CQF, ANA (3) vs. CGY (2), Apr. 27, 2006 |

FEWEST POWER PLAY OPPORTUNITIES

| | | |
|------|---|---|
| Game | 3 | Three times: Game 7 of CQF, ANA (0-2) vs. PHX (0-1), Apr 29, 1997; Game 1 of SCF, ANA (0-2) @ NJ (1-1), May 27, 2003; Game 7 of SCF, ANA (0-1) @ NJ (0-2), June 9, 2003 |
|------|---|---|

FEWEST PENALTY MINUTES

| | | |
|------|---|--|
| Game | 6 | Three times: Game 7 of CQF, ANA (2) vs. PHX (4), Apr. 29, 1997; Game 1 of SCF, ANA (2) @ NJ (4), May 27, 2003; Game 7 of SCF, ANA (4) @ NJ (2), June 9, 2003 |
|------|---|--|

ANAHEIM DUCKS

ALL-TIME PLAYOFF GAME-BY-GAME



2011 Anaheim Ducks Playoff Game-by-Game

| Date | Team | W/L/OT | Record | GF-GA | Scorers | W Goal | PP | PK | SF-SA | W - L | Gltdr | Attend. |
|------------|-------------|--------|--------|-------|--------------------|--------|-----|-----|-------|-------|-------|---------|
| 04/13/2011 | Nashville | L | 00-01 | 1-4 | 8p | 26 | 1-5 | 1-5 | 28-30 | 35-38 | | 17,174 |
| 04/15/2011 | Nashville | W | 01-01 | 5-3 | 10p,8p,9,15,9 | 15 | 2-5 | 2-6 | 28-34 | 29-35 | | 17,174 |
| 04/17/2011 | @ Nashville | L | 01-02 | 3-4 | 8p,8,39 | 12 | 1-2 | 1-5 | 16-37 | 35-29 | | 17,113 |
| 04/20/2011 | @ Nashville | W | 02-02 | 6-3 | 4p,11,8p,10s,15,64 | 10 | 2-6 | 1-5 | 38-22 | 29-35 | | 17,113 |
| 04/22/2011 | Nashville | L* | 02-03 | 3-4 | 33p,9,33 | 25 | 1-2 | 0-2 | 26-37 | 35-29 | | 17,385 |
| 04/24/2011 | @ Nashville | L | 02-04 | 2-4 | 8,33p | 13 | 1-2 | 1-4 | 27-30 | 35-29 | | 17,113 |

2009 Anaheim Ducks Playoff Game-by-Game

| Date | Team | W/L/OT | Record | GF-GA | Scorers | W Goal | PP | PK | SF-SA | W - L | Gltdr | Attend. |
|------------|------------|--------|--------|-------|---------------|--------|-----|-----|-------|-------|-------|---------|
| 04/16/2009 | @ San Jose | W | 01-00 | 2-0 | 27p,15 | 27 | 1-4 | 0-6 | 17-35 | 1-20 | | 17,496 |
| 04/19/2009 | @ San Jose | W | 02-00 | 3-2 | 9p,48,18 | 18 | 1-2 | 0-6 | 26-44 | 1-20 | | 17,496 |
| 04/21/2009 | San Jose | L | 02-01 | 3-4 | 9p,34,25 | 12 | 1-4 | 2-3 | 30-35 | 20-1 | | 16,277 |
| 04/23/2009 | San Jose | W | 03-01 | 4-0 | 9,9,10,18 | 9 | 0-4 | 0-2 | 26-31 | 1-20 | | 16,830 |
| 04/25/2009 | @ San Jose | L* | 03-02 | 2-3 | 20,10 | 12 | 0-3 | 1-3 | 25-48 | 20-1 | | 17,496 |
| 04/27/2009 | San Jose | W | 04-02 | 4-1 | 10p,8p,23,15 | 8 | 2-5 | 1-4 | 32-37 | 1-20 | | 17,174 |
| 05/01/2009 | @ Detroit | L | 04-03 | 2-3 | 10,8p | 5 | 1-3 | 2-6 | 24-37 | 30-1 | | 20,066 |
| 05/03/2009 | @ Detroit | W* | 05-03 | 4-3 | 15,25p,20p,22 | 22 | 2-4 | 1-3 | 46-62 | 1-30 | | 20,066 |
| 05/05/2009 | Detroit | W | 06-03 | 2-1 | 8,27p | 27 | 1-4 | 1-5 | 23-46 | 1-30 | | 17,174 |
| 05/07/2009 | Detroit | L | 06-04 | 3-6 | 10,10,27p | 81 | 1-3 | 1-5 | 28-40 | 30-1 | | 17,601 |
| 05/10/2009 | @ Detroit | L | 06-05 | 1-4 | 19p | 26 | 1-3 | 0-3 | 17-38 | 30-1 | | 20,066 |
| 05/12/2009 | Detroit | W | 07-05 | 2-1 | 15p,10 | 10 | 1-5 | 1-4 | 28-39 | 1-30 | | 17,174 |
| 05/14/2009 | @ Detroit | L | 07-06 | 3-4 | 8,10p,9 | 11 | 1-5 | 1-5 | 27-40 | 20-1 | | 20,066 |

2008 Anaheim Ducks Playoff Game-by-Game

| Date | Team | W/L/OT | Record | GF-GA | Scorers | W Goal | PP | PK | SF-SA | W - L | Gltdr | Attend. |
|------------|----------|--------|--------|-------|-----------------|--------|-----|-----|-------|-------|-------|---------|
| 04/10/2008 | Dallas | L | 00-01 | 0-4 | - | 29 | 0-3 | 4-7 | 23-37 | 35-35 | | 17191+ |
| 04/12/2008 | Dallas | L | 00-02 | 2-5 | 8p,32 | 9 | 1-6 | 2-6 | 22-30 | 35-35 | | 17181+ |
| 04/15/2008 | @ Dallas | W | 01-02 | 4-2 | 22,15,25p,25p | 25 | 2-4 | 2-7 | 15-33 | 35-35 | | 18532 |
| 04/17/2008 | @ Dallas | L | 01-03 | 1-3 | 11 | 14 | 0-5 | 0-6 | 28-20 | 28-20 | | 18532 |
| 04/18/2008 | Dallas | W | 02-03 | 5-2 | 10,15p,8p,21,22 | 8 | 2-3 | 0-7 | 32-42 | 35-35 | | 17199+ |
| 04/20/2008 | @ Dallas | L | 02-04 | 1-4 | 10 | 14 | 0-3 | 2-5 | 18-26 | 35-35 | | 18532 |

2007 Anaheim Ducks Playoff Game-by-Game

| Date | Team | W/L/OT | Record | GF-GA | Scorers | W Goal | PP | PK | SF-SA | W - L | Gltdr | Attend. |
|------------|-------------|--------|--------|-------|---------------------|--------|-----|-----|-------|-------|-------|---------|
| 04/11/2007 | Minnesota | W | 01-00 | 2-1 | 8,17 | 17 | 0-3 | 0-4 | 34-25 | 30-32 | | 17180+ |
| 04/13/2007 | Minnesota | W | 02-00 | 3-2 | 23p,23p,15s | 15 | 2-4 | 0-6 | 25-32 | 30-32 | | 17324+ |
| 04/15/2007 | @ Minnesota | W | 03-00 | 2-1 | 19p,44 | 44 | 1-4 | 1-5 | 19-20 | 30-32 | | 19224 |
| 04/17/2007 | @ Minnesota | L | 03-01 | 1-4 | 25p | 10 | 1-4 | 1-7 | 29-40 | 32-30 | | 19174 |
| 04/19/2007 | Minnesota | W | 04-01 | 4-1 | 25,15p,10,32 | 15 | 1-4 | 0-5 | 39-27 | 35-32 | | 17318+ |
| 04/25/2007 | Vancouver | W | 05-01 | 5-1 | 19p,8,19,15,19p | 8 | 2-9 | 0-7 | 37-27 | 35-1 | | 17250+ |
| 04/27/2007 | Vancouver | L* | 05-02 | 1-2 | 32 | 20 | 0-7 | 0-5 | 44-49 | 1-35 | | 17392+ |
| 04/29/2007 | @ Vancouver | W | 06-02 | 3-2 | 17,23p,10p | 10 | 2-5 | 1-8 | 24-26 | 35-1 | | 18630 |
| 05/01/2007 | @ Vancouver | W* | 07-02 | 3-2 | 25,8,32 | 32 | 0-8 | 0-3 | 30-26 | 35-1 | | 18630 |
| 05/03/2007 | Vancouver | W* | 08-02 | 2-1 | 26,27 | 27 | 0-7 | 0-6 | 63-27 | 35-1 | | 17407+ |
| 05/11/2007 | @ Detroit | L | 08-03 | 1-2 | 14 | 96 | 0-7 | 2-4 | 32-19 | 39-35 | | 19939 |
| 05/13/2007 | @ Detroit | W* | 09-03 | 4-3 | 44,19,32,27 | 27 | 0-5 | 2-7 | 33-27 | 35-39 | | 19620 |
| 05/15/2007 | Detroit | L | 09-04 | 0-5 | - | 93 | 0-4 | 8-9 | 29-28 | 39-35 | | 17358+ |
| 05/17/2007 | Detroit | W | 10-04 | 5-3 | 10,5p,8,15p,44 | 15 | 2-5 | 2-6 | 23-39 | 35-39 | | 17375+ |
| 05/20/2007 | @ Detroit | W* | 11-04 | 2-1 | 27p,8 | 8 | 1-5 | 0-7 | 26-37 | 35-39 | | 20003 |
| 05/22/2007 | Detroit | W | 12-04 | 4-3 | 44s,10,15p,26 | 26 | 1-4 | 2-7 | 29-29 | 35-39 | | 17380+ |
| 05/28/2007 | Ottawa | W | 13-04 | 3-2 | 19,15,32 | 32 | 0-4 | 2-7 | 32-20 | 35-1 | | 17274+ |
| 05/30/2007 | Ottawa | W | 14-04 | 1-0 | 26 | 26 | 0-4 | 0-4 | 31-16 | 35-1 | | 17258+ |
| 06/02/2007 | @ Ottawa | L | 14-05 | 3-5 | 19p,10,15 | 37 | 1-3 | 1-7 | 22-29 | 1-35 | | 20500 |
| 06/04/2007 | @ Ottawa | W | 15-05 | 3-2 | 19,19,17 | 17 | 0-3 | 1-4 | 21-23 | 35-1 | | 20500 |
| 06/06/2007 | Ottawa | W | 16-05 | 6-2 | 19p,44,32,23p,32,10 | 32 | 2-6 | 0-3 | 18-13 | 35-1 | | 17372+ |



ANAHEIM DUCKS

ALL-TIME PLAYOFF GAME-BY-GAME

2006 Mighty Ducks of Anaheim Playoff Game-by-Game

| Date | Team | W/L/OT | Record | GF-GA | Scorers | W | Goal | PP | PK | SF-SA | W - L | Gltdr | Attend. |
|------------|------------|--------|--------|-------|--------------------|----|------|------|-------|-------|--------|-------|---------|
| 04/21/2006 | @ Calgary | L* | 00-01 | 1-2 | 12 | 25 | 0-5 | 0-5 | 34-40 | 34-30 | 19289 | | |
| 04/23/2006 | @ Calgary | W | 01-01 | 4-3 | 38,27s,15,26 | 26 | 0-6 | 2-12 | 20-25 | 35-34 | 19289 | | |
| 04/25/2006 | Calgary | L | 01-02 | 2-5 | 23p,23p | 19 | 2-9 | 3-7 | 29-24 | 34-35 | 17174+ | | |
| 04/27/2006 | Calgary | W* | 02-02 | 3-2 | 51,13p,21 | 21 | 1-7 | 0-6 | 30-27 | 35-34 | 17174+ | | |
| 04/29/2006 | @ Calgary | L | 02-03 | 2-3 | 19p,44p | 12 | 2-6 | 1-4 | 28-27 | 34-35 | 19289 | | |
| 05/01/2006 | Calgary | W | 03-03 | 2-1 | 13,27p | 27 | 1-9 | 0-5 | 30-22 | 30-34 | 16594 | | |
| 05/03/2006 | @ Calgary | W | 04-03 | 3-0 | 13,24,12 | 13 | 0-2 | 0-4 | 32-22 | 30-34 | 19289 | | |
| 05/05/2006 | Colorado | W | 05-03 | 5-0 | 26,38,13,15p,32 | 26 | 1-5 | 0-5 | 34-29 | 30-60 | 17174+ | | |
| 05/07/2006 | Colorado | W | 06-03 | 3-0 | 51p,24,15 | 51 | 1-6 | 0-6 | 35-22 | 30-60 | 17294+ | | |
| 05/09/2006 | @ Colorado | W | 07-03 | 4-3 | 15,15,15,15 | 15 | 0-5 | 0-8 | 39-29 | 30-60 | 18007 | | |
| 05/11/2006 | @ Colorado | W | 08-03 | 4-1 | 22,13,76,22 | 13 | 0-3 | 0-5 | 34-41 | 30-60 | 18007 | | |
| 05/19/2006 | Edmonton | L | 08-04 | 1-3 | 19p | 83 | 1-8 | 1-5 | 32-26 | 35-30 | 17174+ | | |
| 05/21/2006 | Edmonton | L | 08-05 | 1-3 | 12 | 34 | 0-5 | 2-3 | 34-25 | 35-30 | 17264+ | | |
| 05/23/2006 | @ Edmonton | L | 08-06 | 4-5 | 21,13,38,22 | 34 | 0-7 | 2-8 | 38-22 | 35-30 | 16839 | | |
| 05/25/2006 | @ Edmonton | W | 09-06 | 6-3 | 76,76,51p,24,15,15 | 24 | 1-8 | 1-7 | 46-23 | 35-35 | 16839 | | |
| 05/27/2006 | Edmonton | L | 09-07 | 1-2 | 23p | 14 | 1-11 | 0-6 | 33-25 | 35-35 | 17174+ | | |

2003 Mighty Ducks of Anaheim Playoff Game-by-Game

| Date | Team | W/L/OT | Record | GF-GA | Scorers | W | Goal | PP | PK | SF-SA | W - L | Gltdr | Attend. |
|------------|--------------|--------|--------|-------|----------------|----|------|-----|-------|-------|--------|-------|---------|
| 04/10/2003 | @ Detroit | W* | 01-00 | 2-1 | 77,9 | 9 | 0-4 | 1-4 | 44-64 | 35-31 | 20058 | | |
| 04/12/2003 | @ Detroit | W | 02-00 | 3-2 | 23,10,32 | 32 | 0-3 | 0-2 | 23-36 | 35-31 | 20058 | | |
| 04/14/2003 | Detroit | W | 03-00 | 2-1 | 26,23 | 23 | 0-3 | 1-4 | 26-37 | 35-31 | 17174+ | | |
| 04/16/2003 | Detroit | W* | 04-00 | 3-2 | 9,10,20 | 20 | 0-4 | 0-4 | 27-34 | 35-31 | 17174+ | | |
| 04/24/2003 | @ Dallas | W* | 05-00 | 4-3 | 10,44s,20,39 | 39 | 0-3 | 0-3 | 54-63 | 35-35 | 18532 | | |
| 04/26/2003 | @ Dallas | W* | 06-00 | 3-2 | 77p,44,12 | 12 | 1-6 | 1-2 | 27-31 | 35-35 | 18532 | | |
| 04/28/2003 | Dallas | L | 06-01 | 1-2 | 20p | 26 | 1-4 | 1-4 | 32-32 | 35-35 | 17174+ | | |
| 04/30/2003 | Dallas | W | 07-01 | 1-0 | 12p | 12 | 1-5 | 0-5 | 22-28 | 35-35 | 17174+ | | |
| 05/03/2003 | @ Dallas | L | 07-02 | 1-4 | 9 | 14 | 0-6 | 0-2 | 15-25 | 35-35 | 18532 | | |
| 05/05/2003 | Dallas | W | 08-02 | 4-3 | 32p,23,24,8 | 8 | 1-3 | 1-3 | 26-29 | 35-35 | 17174+ | | |
| 05/10/2003 | @ Minnesota | W* | 09-02 | 1-0 | 39 | 39 | 0-1 | 0-5 | 26-39 | 35-35 | 19350 | | |
| 05/12/2003 | @ Minnesota | W | 10-02 | 2-0 | 34s,44s | 34 | 0-3 | 0-3 | 22-24 | 35-30 | 19344 | | |
| 05/14/2003 | Minnesota | W | 11-02 | 4-0 | 20,9,23,9 | 20 | 0-4 | 0-4 | 32-35 | 35-30 | 17174+ | | |
| 05/16/2003 | Minnesota | W | 12-02 | 2-1 | 77p,77p | 77 | 2-3 | 1-4 | 28-25 | 35-30 | 17174+ | | |
| 05/27/2003 | @ New Jersey | L | 12-03 | 0-3 | - | 12 | 0-2 | 0-1 | 16-30 | 30-35 | 19040 | | |
| 05/29/2003 | @ New Jersey | L | 12-04 | 0-3 | - | 26 | 0-3 | 1-4 | 16-25 | 30-35 | 19040 | | |
| 05/31/2003 | New Jersey | W* | 13-04 | 3-2 | 11,8,24 | 24 | 0-2 | 0-4 | 33-31 | 35-30 | 17174+ | | |
| 06/02/2003 | New Jersey | W* | 14-04 | 1-0 | 32 | 32 | 0-1 | 0-3 | 26-26 | 35-30 | 17174+ | | |
| 06/05/2003 | @ New Jersey | L | 14-05 | 3-6 | 39,20,26 | 20 | 0-1 | 0-4 | 23-37 | 30-35 | 19040 | | |
| 06/07/2003 | New Jersey | W | 15-05 | 5-2 | 20,20,32p,9,39 | 32 | 2-8 | 1-3 | 24-28 | 35-30 | 17174+ | | |
| 06/09/2003 | @ New Jersey | L | 15-06 | 0-3 | - | 16 | 0-1 | 0-2 | 24-25 | 30-35 | 19040 | | |

1999 Mighty Ducks of Anaheim Playoff Game-by-Game

| Date | Team | W/L/OT | Record | GF-GA | Scorers | W | Goal | PP | PK | SF-SA | W - L | Gltdr | Attend. |
|------------|-----------|--------|--------|-------|---------|----|------|-----|-------|-------|---------|-------|---------|
| 04/21/1999 | @ Detroit | L | 00-01 | 3-5 | 16p,9,8 | 17 | 1-5 | 1-6 | 29-37 | 30-35 | 19983 | | |
| 04/23/1999 | @ Detroit | L | 00-02 | 1-5 | 8p | 14 | 1-5 | 3-9 | 31-36 | 30-31 | 19983 | | |
| 04/25/1999 | Detroit | L | 00-03 | 2-4 | 16p,23p | 19 | 2-6 | 2-6 | 24-24 | 30-31 | 17,174+ | | |
| 04/27/1999 | Detroit | L | 00-04 | 0-3 | - | 96 | 0-4 | 1-2 | 31-38 | 30-31 | 17,174+ | | |

1997 Mighty Ducks of Anaheim Playoff Game-by-Game

| Date | Team | W/L/OT | Record | GF-GA | Scorers | W | Goal | PP | PK | SF-SA | W - L | Gltdr | Attend. |
|------------|-----------|--------|--------|-------|--------------|----|------|-----|-------|-------|---------|-------|---------|
| 04/16/1997 | Phoenix | W | 01-00 | 4-2 | 8p,9,8,9 | 8 | 1-3 | 1-5 | 29-31 | 31-35 | 17,174+ | | |
| 04/18/1997 | Phoenix | W | 02-00 | 4-2 | 15p,36p,36,8 | 36 | 2-7 | 1-3 | 35-38 | 31-35 | 17,174+ | | |
| 04/20/1997 | @ Phoenix | L | 02-01 | 1-4 | 9p | 34 | 1-7 | 0-6 | 31-26 | 35-31 | 16210 | | |
| 04/22/1997 | @ Phoenix | L | 02-02 | 0-2 | - | 21 | 0-4 | 0-3 | 32-25 | 35-31 | 16210 | | |
| 04/24/1997 | Phoenix | L | 02-03 | 2-5 | 8,8p | 27 | 1-2 | 0-2 | 32-24 | 35-31 | 17,174+ | | |
| 04/27/1997 | @ Phoenix | W* | 03-03 | 3-2 | 9p,23,9 | 9 | 1-4 | 1-5 | 39-21 | 35-31 | 16210 | | |
| 04/29/1997 | Phoenix | W | 04-03 | 3-0 | 33,20,14 | 33 | 0-2 | 0-1 | 26-31 | 35-31 | 17,174+ | | |
| 05/02/1997 | @ Detroit | L | 04-04 | 1-2 | 9p | 20 | 1-3 | 0-5 | 20-30 | 29-31 | 19983 | | |
| 05/04/1997 | @ Detroit | L | 04-05 | 2-3 | 17,8 | 13 | 0-2 | 1-5 | 22-34 | 29-35 | 19983 | | |
| 05/05/1997 | Detroit | L | 04-06 | 3-5 | 9p,8p,13 | 91 | 2-3 | 2-5 | 23-49 | 29-35 | 17,174+ | | |
| 05/08/1997 | Detroit | L | 04-07 | 2-3 | 14,23p | 14 | 1-3 | 0-4 | 37-73 | 29-35 | 17,174+ | | |

ANAHEIM DUCKS

2011 PLAYOFF STATS



| POS | NO. | Player | GP | TOI | G | A | P | +/- | PIM | PP | SH | GW | S | S% |
|-----|-----|---------------------|----|-------|---|---|---|-----|-----|----|----|----|----|------|
| R | 10 | Corey Perry | 6 | 25:15 | 2 | 6 | 8 | 0 | 4 | 1 | 1 | 1 | 18 | 11.1 |
| R | 8 | Teemu Selanne | 6 | 18:58 | 6 | 1 | 7 | -3 | 12 | 4 | 0 | 0 | 25 | 24.0 |
| C | 11 | Saku Koivu | 6 | 18:19 | 1 | 6 | 7 | -2 | 6 | 0 | 0 | 0 | 7 | 14.3 |
| C | 15 | Ryan Getzlaf | 6 | 24:01 | 2 | 4 | 6 | 0 | 9 | 0 | 0 | 1 | 17 | 11.8 |
| R | 9 | Bobby Ryan | 4 | 20:29 | 3 | 1 | 4 | +2 | 2 | 0 | 0 | 0 | 10 | 30.0 |
| LW | 33 | Jason Blake | 6 | 13:45 | 3 | 1 | 4 | -3 | 0 | 2 | 0 | 0 | 17 | 17.6 |
| D | 4 | Cam Fowler | 6 | 22:13 | 1 | 3 | 4 | +1 | 2 | 1 | 0 | 0 | 12 | 8.3 |
| D | 17 | Lubomir Visnovsky | 6 | 21:21 | 0 | 3 | 3 | -2 | 2 | 0 | 0 | 0 | 11 | 0.0 |
| C | 64 | Brandon McMillan | 6 | 13:08 | 1 | 1 | 2 | 0 | 0 | 0 | 0 | 0 | 8 | 12.5 |
| D | 23 | Francois Beauchemin | 6 | 23:32 | 0 | 2 | 2 | +1 | 2 | 0 | 0 | 0 | 2 | 0.0 |
| L | 39 | Matt Beleskey | 6 | 11:14 | 1 | 0 | 1 | -1 | 4 | 0 | 0 | 0 | 8 | 12.5 |
| D | 5 | Luca Sbisa | 6 | 16:29 | 0 | 1 | 1 | -4 | 8 | 0 | 0 | 0 | 2 | 0.0 |
| C | 22 | Todd Marchant | 6 | 14:22 | 0 | 1 | 1 | -3 | 4 | 0 | 0 | 0 | 4 | 0.0 |
| D | 32 | Toni Lydman | 6 | 20:09 | 0 | 0 | 0 | -2 | 2 | 0 | 0 | 0 | 5 | 0.0 |
| R | 16 | George Parros | 6 | 4:06 | 0 | 0 | 0 | -1 | 16 | 0 | 0 | 0 | 3 | 0.0 |
| D | 21 | Sheldon Brookbank | 4 | 14:35 | 0 | 0 | 0 | -2 | 14 | 0 | 0 | 0 | 2 | 0.0 |
| C | 63 | Nick Bonino | 4 | 11:36 | 0 | 0 | 0 | -1 | 2 | 0 | 0 | 0 | 7 | 0.0 |
| D | 3 | Andreas Lilja | 3 | 11:02 | 0 | 0 | 0 | 0 | 0 | 0 | 0 | 0 | 0 | 0.0 |
| L | 37 | Jarkko Ruutu | 3 | 5:31 | 0 | 0 | 0 | -1 | 12 | 0 | 0 | 0 | 0 | 0.0 |
| L | 19 | Brad Winchester | 3 | 5:24 | 0 | 0 | 0 | 0 | 4 | 0 | 0 | 0 | 2 | 0.0 |
| RW | 51 | Kyle Palmieri | 1 | 10:07 | 0 | 0 | 0 | 0 | 0 | 0 | 0 | 0 | 1 | 0.0 |
| RW | 42 | Dan Sexton | 1 | 8:47 | 0 | 0 | 0 | 0 | 2 | 0 | 0 | 0 | 2 | 0.0 |
| D | 25 | Andy Sutton | 1 | 8:18 | 0 | 0 | 0 | 0 | 2 | 0 | 0 | 0 | 0 | 0.0 |

| NO. | PLAYER | GPI | MIN | AVG | W | L | EN | SO | GA | SA | SV% | G | A | PIM |
|-------------------------------|-----------|----------|------------|-------------|----------|----------|----------|----------|-----------|------------|-------------|---|---|-----|
| 29 | Ray Emery | 6 | 319 | 3.20 | 2 | 3 | 1 | 0 | 17 | 165 | .897 | 0 | 0 | 0 |
| 38 | Dan Ellis | 1 | 41 | 5.85 | 0 | 1 | 0 | 0 | 4 | 24 | .833 | 0 | 0 | 0 |
| ANA GOALTENDING TOTALS | | 6 | 362 | 3.65 | 2 | 4 | 1 | 0 | 22 | 190 | .884 | | | |



ANAHEIM DUCKS

2011 PLAYOFF NOTES

The Anaheim Ducks wrapped up the 2010-11 regular season with a 47-30-5 record for 99 points, finishing second in the Pacific Division...the Ducks earned the Western Conference's fourth seed for the third time in franchise history (also 2008 and 1997) and faced the Nashville Predators for the first time in the Stanley Cup Playoffs...Anaheim and Nashville split the first two games at Honda Center as well as Games 3 and 4 at Bridgestone Arena...as the series shifted back to Anaheim, the Predators secured a come-from-behind overtime win in Game 5 and went on to close out the series in Game 6 at Bridgestone Arena...Teemu Selanne scored six goals in as many games, matching the club record for most goals in a playoff series (also Joffrey Lupul, 2006 CSF vs. Colorado)...following the series finale on Apr. 24, Selanne led all playoff skaters in goal scoring and tied for first in power play goals (4) while Corey Perry was tied for the league lead in points (2-6=8)...Selanne (6-1=7) and linemate Saku Koivu (1-6=7) were also tied for third among NHL postseason leaders in scoring...Selanne and Koivu had points in all six games of the series, the longest point streaks in the opening round of the playoffs...Teemu also recorded a four-game goal streak in Games 1-4, the longest such streak of the Conference Quarterfinals.

GAME 1 (APRIL 13, 2011) - ANAHEIM 1 vs. NASHVILLE 4

The Anaheim Ducks opened their 18th Stanley Cup Playoff series in franchise history with a 4-1 loss to the Nashville Predators in Game 1 of the Western Conference Quarterfinals at Honda Center...Nashville jumped out to a four-goal lead before Teemu Selanne scored Anaheim's first goal of the 2011 playoffs at 11:24 of the third period...Saku Koivu collected his first playoff point as a Duck (assist) while Ryan Getzlaf earned his 32nd career postseason assist on the Selanne tally...Dan Ellis took the loss in his first playoff start for Anaheim, stopping 20-of-24 shots...Ray Emery relieved Ellis in the third and closed out the game by turning away all six shots faced.

PP: 1-5 **PK:** 1-5 **SF:** 28 **SA:** 30

TOI: Beauchemin (23:47)

Three Stars: 1. Fisher 2. Rinne 3. Koivu

GAME 2 (APRIL 15, 2011) - ANAHEIM 5 vs. NASHVILLE 3

The Ducks evened the series at a game apiece, jumping out to an early lead with two power play goals in the first period...taking advantage of a 5-on-3 situation, the Ducks scored two goals (one 5-on-3, one 5-on-4), the first by Corey Perry and the second by Teemu Selanne...Bobby Ryan scored the club's third goal at 7:12 of the second period and added an empty-netter with 53 seconds left in the contest...Ryan Getzlaf scored the game-winner at 15:57 of the second, his fifth career postseason GWG, ranking tied for second all-time among Ducks players (also Scott Niedermayer)...Ryan (2-0=2), Perry (1-2=3), Getzlaf (1-2=3), Cam Fowler (0-2=2) and Francois Beauchemin (0-2=2) all had multi-point games...Saku Koivu and Lubomir Visnovsky each picked up single assists...in his first postseason start since June 6, 2007 with Ottawa in the Stanley Cup Final, Ray Emery stopped 31-of-34 shots in the win.

PP: 2-5 **PK:** 2-6 **SF:** 28 **SA:** 34

TOI: Beauchemin (26:05)

Three Stars: 1. Getzlaf 2. Emery 3. Ryan

GAME 3 (APRIL 17, 2011) - ANAHEIM 3 @ NASHVILLE 4

The Ducks battled back from a 2-0 deficit late in the second period, but their efforts fell short, falling to the Predators, 4-3 at Bridgestone Arena...Teemu Selanne scored goals exactly 30 seconds apart at 18:10 (PP) and 18:40 (EV) of the second period to tie the game...it was the fastest two goals by an individual in a postseason game since Petr Nedved scored twice in 11 seconds for the Penguins against the Capitals exactly 15 years prior to Game 3 on Apr. 17, 1996...it was Selanne's first multi-goal game since May 1, 2002 with San Jose in Game 1 of the CSF @ COL (2-0=2)...after David Legwand scored the go-ahead goal for Nashville, the Ducks answered back on Matt Beleskey's first career postseason tally at 6:48 of the third...Mike Fisher scored the game-winner at 10:21 of the third...Selanne extended his goal streak to three games (4-0=4) and became the Ducks' all-time postseason leader in appearances in the contest (74 GP)...Corey Perry had his second straight multi-point game (0-2=2) while Saku Koivu extended his assist streak to three games (0-3=3)...Ray Emery stopped 33-of-37 shots in the loss.

PP: 1-2 **PK:** 1-6 **SF:** 16 **SA:** 37

TOI: Perry (25:34)

Three Stars: 1. Fisher 2. Selanne 3. Erat

GAME 4 (APRIL 20, 2011) - ANAHEIM 6 @ NASHVILLE 3

Going into the third period with the game tied at 3-3, the Ducks' offense exploded for three goals in the final frame, winning Game 4 of the series by a score of 6-3...the club's six goals tied the franchise record for goals in a postseason game (also six goals on May 25, 2006 in Game 4 of the WCF @ EDM (6-3) & on June 6, 2007 in Game 5 of the SCF vs. OTT (6-2))...Corey Perry's shorthanded goal (first postseason career SHG) at 1:17 of the third served as the game-winner...the Ducks jumped out to an early lead with goals 33 seconds apart in the first period by Cam Fowler (PP) and Saku Koivu (EV)...Nashville answered with two goals of their own, but Teemu Selanne scored a goal in his fourth straight game on the power play to give the Ducks another one-goal edge at 11:41 of the second...the Predators scored again just over two minutes later to make it 3-3...after Perry's SHG, Ryan Getzlaf (EV) and Brandon McMillan (EV) scored insurance goals at 4:51 and 6:46 of the third, respectively...Perry (1-2=3), Fowler (1-1=2), Getzlaf (1-1=2) and McMillan (1-1=2) each had multi-point nights, with McMillan's serving as the first two points of his postseason career...Lubomir Visnovsky, Todd Marchant and Jason Blake each recorded single assists...Ray Emery stopped 19-of-22 shots for his 20th career postseason win.

PP: 2-6 **PK:** 1-5 **SF:** 38 **SA:** 22

TOI: Perry (26:49)

Three Stars: 1. Perry 2. Getzlaf 3. Fowler

ANAHEIM DUCKS

2011 PLAYOFF NOTES



GAME 5 (APRIL 22, 2011) - ANAHEIM 3 vs. NASHVILLE 4 OT

The Ducks were unable to hold a 3-2 lead in the third period, and with just over 36 seconds remaining in regulation, the Predators tied the game and went on to win in OT on Jerred Smithson's goal...after Nashville jumped out to a 1-0 lead in the first, Jason Blake responded with a PPG at 13:39 of the second period...Bobby Ryan made it 2-1 with a highlight-reel goal just 40 seconds into the third...after Nashville tied it up, Blake scored again at 14:16 of the third, his second career multi-goal game (also Apr. 10, 2004 w/NYI @ TB in Game 2 of the CQF)...Shea Weber tied it for the Predators with 36 seconds remaining in regulation...Teemu Selanne (5-1=6) and Saku Koivu (1-5=6) both extended their point streaks to five games, with Selanne picking up one assist and Koivu earning two...Luca Sbisa earned his first postseason assist on Blake's first goal...Ray Emery stopped 33-of-37 shots in the loss.

PP: 1-2 **PK:** 0-2 **SF:** 26 **SA:** 37

TOI: Perry (26:49)

Three Stars: 1. Smithson 2. Blake 3. Ryan

GAME 6 (APRIL 24, 2011) - ANAHEIM 2 @ NASHVILLE 4

The Ducks were eliminated from the 2011 NHL Playoffs with a 4-2 loss to the Predators in Game 6 of the CQF at Bridgestone Arena...for the first time in the series, the team scoring first did not go on to win as Teemu Selanne scored at 10:22 of the first period...the goal was Selanne's sixth of the series to match a club record (also Joffrey Lupul vs. Colorado in 2006 CSF)...Jason Blake also scored his third of the playoffs to even the score at 2-2- late in the second period...Nashville would go on to score twice in the third to hand Anaheim its third opening-round playoff loss in franchise history...Bobby Ryan, Saku Koivu and Lubomir Visnovsky all picked up single assists on the Selanne and Blake goals...Ray Emery turned away 26-of-29 shots in the decisive setback.

PP: 1-2 **PK:** 1-4 **SF:** 27 **SA:** 30

TOI: Getzlaf (27:22)

Three Stars: 1. Spaling 2. Tootoo 3. Rinne



ANAHEIM DUCKS

2009 PLAYOFF STATS

| POS | NO. | PLAYER | GP | AVG | | PTS | +/- | PIM | PP | SH | GW | OT | S | PCTG | |
|-------------------------------|------------------------|------------------------|------------|-------------|-------------|----------|----------|-----------|-----------|-----------|------------|-------------|----------|----------|------------|
| | | | | TOI | G | | | | | | | | | A | G |
| C | 15 | Ryan Getzlaf | 13 | 24:08 | 4 | 14 | 18 | 3 | 25 | 1 | 0 | 0 | 0 | 25 | 16.0 |
| R | 10 | Corey Perry | 13 | 21:59 | 8 | 6 | 14 | 2 | 36 | 2 | 0 | 1 | 0 | 41 | 19.5 |
| D | 27 | Scott Niedermayer | 13 | 26:17 | 3 | 7 | 10 | 0 | 11 | 3 | 0 | 2 | 0 | 32 | 9.4 |
| D | 25 | Chris Pronger | 13 | 27:12 | 2 | 8 | 10 | 4 | 12 | 1 | 0 | 0 | 0 | 27 | 7.4 |
| R | 9 | Bobby Ryan | 13 | 19:40 | 5 | 2 | 7 | 0 | 0 | 2 | 0 | 1 | 0 | 49 | 10.2 |
| R | 8 | Teemu Selanne | 13 | 15:08 | 4 | 2 | 6 | -2 | 4 | 2 | 0 | 1 | 0 | 31 | 12.9 |
| D | 19 | Ryan Whitney | 13 | 21:33 | 1 | 5 | 6 | -1 | 9 | 1 | 0 | 0 | 0 | 9 | 11.1 |
| C | 20 | Ryan Carter | 10 | 12:14 | 2 | 3 | 5 | 0 | 0 | 1 | 0 | 0 | 0 | 18 | 11.1 |
| L | 18 | Drew Miller | 13 | 16:08 | 2 | 1 | 3 | 1 | 2 | 0 | 0 | 1 | 0 | 23 | 8.7 |
| D | 34 | James Wisniewski | 12 | 20:22 | 1 | 2 | 3 | 0 | 10 | 0 | 0 | 0 | 0 | 16 | 6.3 |
| C | 48 | Andrew Ebbett | 13 | 13:11 | 2 | 3 | -1 | 8 | 0 | 0 | 0 | 0 | 16 | 6.3 | |
| L | 44 | Rob Niedermayer | 13 | 16:13 | 0 | 3 | 3 | 1 | 12 | 0 | 0 | 0 | 0 | 7 | .0 |
| C | 22 | Todd Marchant | 13 | 19:55 | 1 | 1 | 2 | 0 | 16 | 0 | 0 | 1 | 1 | 18 | 5.6 |
| C | 26 | Erik Christensen | 8 | 10:37 | 0 | 2 | 2 | -1 | 0 | 0 | 0 | 0 | 0 | 10 | .0 |
| R | 13 | Mike Brown | 13 | 8:27 | 0 | 2 | 2 | 0 | 25 | 0 | 0 | 0 | 0 | 6 | .0 |
| D | 23 | Francois Beauchemin | 13 | 21:24 | 1 | 0 | 1 | 1 | 15 | 0 | 0 | 0 | 0 | 9 | 11.1 |
| G | 35 | Jean-Sebastien Giguere | 1 | 16:49 | 0 | 0 | 0 | 0 | 0 | 0 | 0 | 0 | 0 | 0 | .0 |
| D | 53 | Brett Festerling | 1 | 14:34 | 0 | 0 | 0 | -1 | 0 | 0 | 0 | 0 | 0 | 0 | .0 |
| L | 12 | Josh Green | 5 | 5:53 | 0 | 0 | 0 | 0 | 0 | 0 | 0 | 0 | 0 | 2 | .0 |
| R | 16 | George Parros | 7 | 5:32 | 0 | 0 | 0 | 0 | 9 | 0 | 0 | 0 | 0 | 5 | .0 |
| C | 17 | Petteri Nokelainen | 9 | 8:42 | 0 | 0 | 0 | -1 | 2 | 0 | 0 | 0 | 0 | 2 | .0 |
| D | 21 | Sheldon Brookbank | 13 | 11:12 | 0 | 0 | -1 | 18 | 0 | 0 | 0 | 0 | 3 | .0 | |
| G | 1 | Jonas Hiller | 13 | 62:03 | 0 | 0 | 0 | 0 | 0 | 0 | 0 | 0 | 0 | 0 | .0 |
| SW# GOALTENDER | | | GPI | MINS | AVG | W | L | EN | SO | GA | SA | SV% | G | A | PIM |
| 35 | Jean-Sebastien Giguere | | 1 | 17 | .00 | 0 | 0 | 1 | 0 | 0 | 6 | 1.000 | 0 | 0 | 0 |
| 1 | Jonas Hiller | | 13 | 807 | 2.23 | 7 | 6 | 1 | 2 | 30 | 524 | .943 | 0 | 0 | 0 |
| ANA Goaltending Totals | | | 13 | 827 | 2.32 | 7 | 6 | 2 | 2 | 32 | 532 | .940 | 0 | 0 | 0 |

ANAHEIM DUCKS

2009 PLAYOFF NOTES



The Anaheim Ducks earned their franchise-record fourth consecutive trip to the Stanley Cup Playoffs in 2008-09, finishing second in the Pacific Division and eighth in the Western Conference with a 42-33-7 record for 91 points. The Ducks opened the postseason against the NHL's top team in the regular season, the San Jose Sharks. The series marked the just the second NHL playoff meeting between two California teams and the first since the 1969 Western Conference Quarterfinals when the Los Angeles Kings beat the Oakland Seals in seven games. With a 4-2 series win over San Jose, the Ducks became the fifth team to upset the NHL's best regular season team (by standings points) in the first round since the Expansion Era began (1967-68). The Ducks were also just the 11th team in NHL history to defeat a team who earned 110-or-more standings points during the regular season in the first round. With the series victory, Anaheim advanced to the second round to face Detroit for the fifth time in franchise history. The Ducks stretched the Western Conference Semifinals to seven games before falling short in Game 7 at Detroit. Center Ryan Getzlaf led the team in postseason scoring with 4-14=18 points while goaltender Jonas Hiller posted a 7-6 record with two shutouts, a 2.23 GAA and .943 SV% in his Stanley Cup Playoff debut.

WESTERN CONFERENCE QUARTERFINALS

GAME 1 (APRIL 16, 2009) - ANAHEIM 2 @ SAN JOSE 0

The Ducks were able to shut down the Sharks' potent power play (stopping all six attempts) and scored an extra-man marker of their own en route to 2-0 shutout in Game 1...it was the club's first postseason shutout since May 30, 2007 in Game 2 of the Stanley Cup Final vs. Ottawa (1-0)...it was also the club's first road shutout in the Stanley Cup Playoffs since May 3, 2006 in the series deciding Game 7 of the Conference Quarterfinal Series at Calgary (3-0)...defenseman Scott Niedermayer broke the scoreless tie at 5:18 of the third period on the club's third power play attempt of the game...center Ryan Getzlaf and defenseman Ryan Whitney (first playoff point as a Duck) picked up the assists...it was Niedermayer's seventh career postseason game-winning goal and his fourth with Anaheim...after coming out of the penalty box for elbowing, Getzlaf scored a goal on a pass from right wing Mike Brown to provide an insurance goal for the Ducks, making the score 2-0...it was Brown's first career postseason point...in his Stanley Cup Playoffs debut, goaltender Jonas Hiller stopped all 35 shots he faced for the shutout...he was first goalie in over five years to post a shutout in his postseason debut.

PP: 1-4 **PK:** 0-6 **SF:** 35 **SA:** 17

TOI: S. Niedermayer (24:42)

Three Stars: 1. Hiller 2. Getzlaf 3. Marchant

GAME 2 (APRIL 19, 2009) - ANAHEIM 3 @ SAN JOSE 2

The Ducks took a two games-to-none lead in their Western Conference Quarterfinal series against the San Jose Sharks with a 3-2 victory at HP Pavilion...with a six-for-six performance in Game 2, the Ducks improved to a perfect 12-for-12 on the penalty kill against the Sharks...all three Ducks goal scorers had begun the season in Iowa (AHL)...right wing Bobby Ryan opened the scoring at the 3:45 mark of the first period, beating Evgeni Nabokov with a second-attempt effort on the power play...after Ryan Clowe scored San Jose's first goal of the postseason early in the second, the Ducks reclaimed the lead on center Andrew Ebbett's go-ahead goal at 9:44 of the third...left wing Drew Miller collected the game-winner at 13:17 of the third, making a winner out of starting goaltender Jonas Hiller, who stopped 42-of-44 shots for his second consecutive win...six Ducks recorded single assists in the victory, including right wing Teemu Selanne, center Erik Christensen, left wing Rob Niedermayer, and defensemen Scott Niedermayer, James Wisniewski and Ryan Whitney.

PP: 1-2 **PK:** 0-6 **SF:** 26 **SA:** 44

TOI: S. Niedermayer (26:51)

Three Stars: 1. Hiller 2. Cheechoo 3. S. Niedermayer

GAME 3 (APRIL 21, 2009) - ANAHEIM 3 vs. SAN JOSE 4

The Western Conference Quarterfinal series shifted to Southern California for Game 3 but despite the change of location, the visiting team came away with the win for the third consecutive game...the San Jose Sharks earned their first win of the series with a 4-3 victory over the Ducks at Honda Center, reducing Anaheim's lead in the series to two games to one...San Jose opened the scoring early in the first for its first lead of the series and never trailed in the game...Anaheim tied the game on three separate occasions before Patrick Marleau scored the game-winning goal at 10:33 of the third...the final score marked the first career playoff loss for goaltender Jonas Hiller, who turned away 31-of-35 shots...right wing Bobby Ryan and defensemen Chris Pronger and James Wisniewski all scored their first goals of the 2009 playoffs while center Ryan Getzlaf and defenseman Ryan Whitney each earned an assist.

PP: 1-4 **PK:** 2-3 **SF:** 30 **SA:** 35

TOI: S. Niedermayer (26:21)

Three Stars: 1. Boyle 2. Pronger 3. Blake

GAME 4 (APRIL 23, 2009) - ANAHEIM 4 vs. SAN JOSE 0

Right wing Bobby Ryan became the second rookie in franchise history to score two goals in a playoff game while goaltender Jonas Hiller posted his second career postseason shutout as the Ducks blanked the Sharks, 4-0...the shutout marked the Ducks' first home shutout in the postseason since May 30, 2007 in Game 2 of the SCF vs. OTT...Ryan scored the Ducks' opening two goals of the game, with the first accounting for the game-winner...the only other Ducks rookie to score two goals in a playoff game was defenseman Francois Beauchemin in Game 3 of the CQF, Apr. 25, 2006 vs. CGY...Ryan's linemates, center Ryan Getzlaf (0-2=2) and Corey Perry (1-1=2) also had multiple-point nights...defenseman Ryan Whitney collected an assist on Ryan's first goal, extending his point streak to four consecutive games, which co-led the NHL at the conclusion of the game...defenseman Chris Pronger, left wing Rob Niedermayer and center Todd Marchant each tallied a helper in the game...left wing Drew Miller scored his second career playoff goal, an empty-netter with 41 seconds remaining on the clock...Hiller was perfect in net, stopping all 31 shots he faced...the Ducks were also perfect on the penalty kill for the third game of the series.

PP: 0-4 **PK:** 0-2 **SF:** 26 **SA:** 31

TOI: C. Pronger (25:00)

Three Stars: 1. Ryan 2. Hiller 3. Wisniewski



ANAHEIM DUCKS

2009 PLAYOFF NOTES

GAME 5 (APRIL 25, 2009) - ANAHEIM 2 @ SAN JOSE 3 OT

The San Jose Sharks reduced the Ducks' Western Conference Quarterfinal series lead to one game with a 3-2 overtime victory in Game 5 at HP Pavilion, the first overtime contest of the series...holding true to form, the team to score first improved to 5-0 while the home team won its second straight after the visitors took the first three games of the series...the Sharks jumped out to a 2-0 lead with goals by Joe Thornton and Devin Setoguchi in the first and second periods, respectively...the Ducks responded with a two-goal third period to force overtime...center Ryan Carter got Anaheim on the scoreboard with his first career playoff goal (Nabokov) 55 seconds in the third before right wing Corey Perry tied the game with his second of the playoffs at 4:42 of the third...defenseman Scott Niedermayer (0-2=2) and centers Ryan Getzlaf (0-1=1) and Andrew Ebbett (0-1=1) drew assists on the third-period goals...the teams went scoreless through the remainder of regulation, pushing the game to OT...Patrick Marleau held off elimination for the Sharks with his game-winner at 6:02 of OT...in a tough-luck loss, goaltender Jonas Hiller stopped 45-of-48 shots in his first career postseason overtime game.

PP: 0-3 **PK:** 1-3 **SF:** 25 **SA:** 48

TOI: R. Whitney (28:11)

Three Stars: 1. Marleau 2. Thornton 3. S. Niedermayer

GAME 6 (APRIL 27, 2009) - ANAHEIM 4 vs. SAN JOSE 1

The Ducks broke a scoreless tie at 13:03 of the second period, followed by two more unanswered goals to defeat the Sharks in Game 6 of the CQF and advance to the CSF...right wing Corey Perry put the Ducks on the board with a power play goal to tie the game at 12:33 of the first period...right wing Teemu Selanne scored a power play goal at 13:03 of the second, which would prove to be the game-winner...it was the 10th postseason game-winner of his career and first since May 20, 2007 in Game 5 of the WCF at Detroit...defenseman Francois Beauchemin scored his first goal of the postseason just 1:23 after Selanne's marker...center Ryan Getzlaf scored at 17:06 of the third to add another insurance goal...Getzlaf completed the "Gordie Howe hat trick," collecting an assist on Perry's goal while also squaring off against San Jose center Joe Thornton just two seconds into the contest...defenseman Chris Pronger added two assists while defenseman Scott Niedermayer, centers Mike Brown and Ryan Carter and left wingers Rob Niedermayer and Drew Miller each notched a single assist...the Ducks scored on the power play for the fourth game in the series...goaltender Jonas Hiller won his fourth career postseason game, stopping 36-of-37 shots.

PP: 2-5 **PK:** 1-4 **SF:** 32 **SA:** 37

TOI: S. Niedermayer (27:59)

Three Stars: 1. Hiller 2. Pronger 3. S. Niedermayer

WESTERN CONFERENCE SEMIFINALS

GAME 1 (MAY 1, 2009) - ANAHEIM 2 @ DETROIT 3

Detroit's Nicklas Lidstrom scored the second of his two goals with just 49 seconds remaining in the game, breaking the 2-2 tie and giving the Red Wings a 3-2 win and 1-0 series lead at Joe Louis Arena...the loss moved Anaheim's lifetime postseason record in Detroit to 4-6...right wing Corey Perry gave the Ducks an early one-goal lead, putting the club on the board at 7:28 of the first period...Perry extended his goal streak to four games...following two Detroit goals, right wing Teemu Selanne scored a power play goal for the Ducks with just 17 seconds remaining in the second, sending the two clubs into the dressing room with a 2-2 tie at intermission...in his 50th career postseason contest, center Ryan Getzlaf collected assists on both Anaheim goals, extending his assist streak to five games...he also led the club in TOI with 27:55...defenseman Chris Pronger also registered assists on both the Perry and Selanne goals...goaltender Jonas Hiller was handed the tough-luck loss, stopping 34-of-37 shots on net.

PP: 1-3 **PK:** 2-6 **SF:** 24 **SA:** 37

TOI: R. Getzlaf (27:55)

Three Stars: 1. Lidstrom 2. Franzen 3. Getzlaf

GAME 2 (MAY 3, 2009) - ANAHEIM 4 @ DETROIT 3 3OT

Center Todd Marchant broke a 3-3 tie in the third overtime period to propel the Ducks to a 4-3 victory over the Red Wings at Joe Louis Arena in Game 2 of the Western Conference Semifinals...Marchant's second career playoff overtime goal evened the series at a game apiece as Anaheim won its fifth consecutive overtime game against Detroit...the contest marked the longest game for Anaheim since Game 1 of the CSF at Dallas on Apr. 24, 2003 (W, 4-3 in 5 OT) and third triple overtime game against the Red Wings...goaltender Jonas Hiller stopped 59-of-62 shots, marking the most saves by an Anaheim netminder since J.S. Giguere made 63 stops in Game 1 of the CQF on Apr. 10, 2003 at Detroit...the game opened with Anaheim and Detroit scoring twice in the first period as center Ryan Getzlaf and defenseman Chris Pronger netted goals for the Ducks...center Ryan Carter gave Anaheim a 3-2 lead with a power play goal at 4:42 of the second before Detroit forced overtime with Johan Franzen's game-tying goal at 5:19 of the third...after two scoreless overtime periods, Marchant ended the drama at 1:15 of the third extra frame, the lone assist going to defenseman James Wisniewski...Getzlaf led all skaters with 1-2=3 points while right wing Corey Perry recorded the only other multiple-point game with a pair of assists (0-2=2)...defenseman Scott Niedermayer (0-1=1) and right wing Bobby Ryan (0-1=1) also earned assists in the victory...Pronger paced all skaters with 46:21 TOI.

PP: 2-4 **PK:** 1-3 **SF:** 46 **SA:** 62

TOI: C. Pronger (46:21)

Three Stars: 1. Hiller 2. Franzen 3. Pronger

ANAHEIM DUCKS

2009 PLAYOFF NOTES



GAME 3 (MAY 5, 2009) - ANAHEIM 2 vs. DETROIT 1

Returning to Honda Center for Game 3 of the Western Conference Semifinals, the Ducks edged the Red Wings, 2-1, to take a 2-1 lead in the best-of-7 series...goaltender Jonas Hiller turned in another strong playoff performance, stopping 45-of-46 shots for his second consecutive win and sixth of the playoffs...Hiller faced 11 shots in the first period, 17 in the second and 18 in the third, allowing only a Henrik Zetterberg power play goal at 14:20 of the middle frame...right wing Teemu Selanne opened the scoring at 12:49 of the first, converting on a breakaway pass from center Ryan Carter, who collected his second assist of the playoffs...defenseman Scott Niedermayer's power play goal at 8:16 of the second marked his eighth career playoff game-winner, tied for second all-time among defensemen in the postseason...center Ryan Getzlaf and defenseman Chris Pronger drew assists on the Niedermayer goal.

PP: 1-4 **PK:** 1-5 **SF:** 23 **SA:** 46

TOI: C. Pronger (26:55)

Three Stars: 1. Hiller 2. Pronger 3. Zetterberg

GAME 4 (MAY 7, 2009) - ANAHEIM 4 vs. DETROIT 6

Fueled by two-goal outings from center Johan Franzen and right wing Marian Hossa, the Red Wings defeated the Ducks, 6-3, at Honda Center to even the Western Conference Semifinals at two games apiece...Anaheim right wing Corey Perry opened the scoring at 0:42 of the first period, tying a franchise postseason record for the fastest goal scored to start a game (Petr Sykora scored 42 seconds into Game 5 of the 2003 Stanley Cup Final, June 5, 2003 at New Jersey)...Franzen scored twice in the latter half of the period as Detroit would not trail for the remainder of the night...Perry, who scored his second goal of the game at 11:03 of the second period, finished with a playoff career-high 2-1=3 points and his first career postseason multiple-goal game...defenseman Scott Niedermayer also scored for Anaheim at 10:03 of the third, marking his team-leading third power play goal of the playoffs...center Ryan Getzlaf (0-2=2) had a pair of assists and defenseman Chris Pronger (0-1=1) added a single helper in the setback...goaltender Jonas Hiller turned away 28-of-33 shots before being relieved by J.S. Giguere, who stopped all six shots in his 2009 playoff debut...the game drew a club-record 17,601 fans, besting the previous mark of 17,597 set on Jan. 2, 2009 vs. Philadelphia.

PP: 1-3 **PK:** 1-5 **SF:** 28 **SA:** 40

TOI: S. Niedermayer (24:59)

Three Stars: 1. Franzen 2. Hossa 3. Perry

GAME 5 (MAY 10, 2009) - ANAHEIM 1 @ DETROIT 4

With a 4-1 defeat in Game 5 of the Western Conference Semifinals at Joe Louis Arena, the Ducks lost their second consecutive game to the Red Wings to fall behind in the best-of-7 series three games to two...after a scoreless first period, Detroit erupted for two goals 39 seconds apart in the second courtesy of Johan Franzen and Jiri Hudler...at 15:57 of the second, defenseman Ryan Whitney scored his first goal as a Duck on the power play to bring Anaheim back to within one of Detroit...centers Eric Christensen and Andrew Ebbett drew assists on Whitney's goal...the Ducks would not find the back of the net again despite several quality scoring chances against Detroit netminder Chris Osgood...Anaheim goaltender Jonas Hiller stopped 34-of-37 shots, including 15 in the second, in the tough-luck loss...the Ducks went a perfect three-for-three on the penalty kill for the first time in the series.

PP: 1-3 **PK:** 0-3 **SF:** 17 **SA:** 38

TOI: C. Pronger (26:30)

Three Stars: 1. Zetterberg 2. Ericsson 3. Datsyuk

GAME 6 (MAY 12, 2009) - ANAHEIM 2 vs. DETROIT 1

The Ducks forced the series to a decisive Game 7 with a 2-1 victory at Honda Center...top-liners Ryan Getzlaf and Corey Perry figured in on each of the goals...on the first goal, Getzlaf tipped in the puck off a deflection from Perry on the power play...on the second goal, Perry tipped the puck in the net off a shot by Getzlaf from the blueline...defenseman Scott Niedermayer also registered an assist on the Getzlaf goal while right wing Bobby Ryan notched a helper on Perry's game-winner...it was Perry's second career GWG (also in Game 3 of the CSF, Apr. 29, 2007 @ VAN) and the first of 2009...the club held the Red Wings scoreless for 56:25 until Detroit's Johan Franzen scored a goal at 17:35 of the third period on the power play...Jonas Hiller stopped 38-of-39 shots for his fifth game of the postseason in which he allowed one-goal-or-less...the Ducks improved their lifetime Game 6 record to 7-1 and a perfect 6-0 at home.

PP: 1-5 **PK:** 1-4 **SF:** 28 **SA:** 39

TOI: C. Pronger (26:36)

Three Stars: 1. Hiller 2. Getzlaf 3. S. Niedermayer

GAME 7 (MAY 14, 2009) - ANAHEIM 3 @ DETROIT 4

Detroit's Dan Cleary scored the game- and series-winning goal with three minutes left in regulation as the Ducks were eliminated from the Stanley Cup Playoffs with a 4-3 loss to the Red Wings in Game 7 of the CSF at Joe Louis Arena...Anaheim rallied from 2-0 and 3-1 deficits with goals from right wings Teemu Selanne, Corey Perry and Bobby Ryan...Ryan's goal at the 7:37 mark of the third period tied the game at 3-3, erasing a Detroit lead that had stood since 15:53 of the first...goaltender Jonas Hiller was once again strong in net for the Ducks with 36 saves on 40 shots, including 17 in the first period...Perry, Selanne, center Ryan Carter and defensemen Scott Niedermayer, Chris Pronger and Ryan Whitney all drew single assists in the setback, Anaheim's third Game 7 defeat in franchise history.

PP: 1-5 **PK:** 1-5 **SF:** 27 **SA:** 40

TOI: C. Pronger (28:23)

Three Stars: 1. Cleary 2. Helm 3. Selanne



ANAHEIM DUCKS

2008 PLAYOFF STATS

| POS | NO. | PLAYER | GP | AVG | | PTS | +/- | PIM | PP | SH | GW | OT | S | PCTG | |
|-------------------------------|------------------------|------------------------|------------|-------------|-------------|----------|----------|-----------|-----------|-----------|------------|-------------|----------|----------|------------|
| | | | | TOI | G A | | | | | | | | | | |
| C | 15 | Ryan Getzlaf | 13 | 24:08 | 4 14 | 18 | 3 | 25 | 1 | 0 | 0 | 0 | 25 | 16.0 | |
| R | 10 | Corey Perry | 13 | 21:59 | 8 6 | 14 | 2 | 36 | 2 | 0 | 1 | 0 | 41 | 19.5 | |
| D | 27 | Scott Niedermayer | 13 | 26:17 | 3 7 | 10 | 0 | 11 | 3 | 0 | 2 | 0 | 32 | 9.4 | |
| D | 25 | Chris Pronger | 13 | 27:12 | 2 8 | 10 | 4 | 12 | 1 | 0 | 0 | 0 | 27 | 7.4 | |
| R | 9 | Bobby Ryan | 13 | 19:40 | 5 2 | 7 | 0 | 0 | 2 | 0 | 1 | 0 | 49 | 10.2 | |
| R | 8 | Teemu Selanne | 13 | 15:08 | 4 2 | 6 | -2 | 4 | 2 | 0 | 1 | 0 | 31 | 12.9 | |
| D | 19 | Ryan Whitney | 13 | 21:33 | 1 5 | 6 | -1 | 9 | 1 | 0 | 0 | 0 | 9 | 11.1 | |
| C | 20 | Ryan Carter | 10 | 12:14 | 2 3 | 5 | 0 | 0 | 1 | 0 | 0 | 0 | 18 | 11.1 | |
| L | 18 | Drew Miller | 13 | 16:08 | 2 1 | 3 | 1 | 2 | 0 | 0 | 1 | 0 | 23 | 8.7 | |
| D | 34 | James Wisniewski | 12 | 20:22 | 1 2 | 3 | 0 | 10 | 0 | 0 | 0 | 0 | 16 | 6.3 | |
| C | 48 | Andrew Ebbett | 13 | 13:11 | 1 2 | 3 | -1 | 8 | 0 | 0 | 0 | 0 | 16 | 6.3 | |
| L | 44 | Rob Niedermayer | 13 | 16:13 | 0 3 | 3 | 1 | 12 | 0 | 0 | 0 | 0 | 7 | .0 | |
| C | 22 | Todd Marchant | 13 | 19:55 | 1 1 | 2 | 0 | 16 | 0 | 0 | 1 | 1 | 18 | 5.6 | |
| C | 26 | Erik Christensen | 8 | 10:37 | 0 2 | 2 | -1 | 0 | 0 | 0 | 0 | 0 | 10 | .0 | |
| R | 13 | Mike Brown | 13 | 8:27 | 0 2 | 2 | 0 | 25 | 0 | 0 | 0 | 0 | 6 | .0 | |
| D | 23 | Francois Beauchemin | 13 | 21:24 | 1 0 | 1 | 1 | 15 | 0 | 0 | 0 | 0 | 9 | 11.1 | |
| G | 35 | Jean-Sebastien Giguere | 1 | 16:49 | 0 0 | 0 | 0 | 0 | 0 | 0 | 0 | 0 | 0 | .0 | |
| D | 53 | Brett Festerling | 1 | 14:34 | 0 0 | 0 | -1 | 0 | 0 | 0 | 0 | 0 | 0 | .0 | |
| L | 12 | Josh Green | 5 | 5:53 | 0 0 | 0 | 0 | 0 | 0 | 0 | 0 | 0 | 2 | .0 | |
| R | 16 | George Parros | 7 | 5:32 | 0 0 | 0 | 0 | 9 | 0 | 0 | 0 | 0 | 5 | .0 | |
| C | 17 | Petteri Nokelainen | 9 | 8:42 | 0 0 | 0 | -1 | 2 | 0 | 0 | 0 | 0 | 2 | .0 | |
| D | 21 | Sheldon Brookbank | 13 | 11:12 | 0 0 | 0 | -1 | 18 | 0 | 0 | 0 | 0 | 3 | .0 | |
| G | 1 | Jonas Hiller | 13 | 62:03 | 0 0 | 0 | 0 | 0 | 0 | 0 | 0 | 0 | 0 | .0 | |
| SW# GOALTENDER | | | GPI | MINS | AVG | W | L | EN | SO | GA | SA | SV% | G | A | PIM |
| 35 | Jean-Sebastien Giguere | | 1 | 17 | .00 | 0 | 0 | 1 | 0 | 0 | 6 | 1.000 | 0 | 0 | 0 |
| 1 | Jonas Hiller | | 13 | 807 | 2.23 | 7 | 6 | 6 | 1 | 2 | 30 | .524 | .943 | 0 | 0 |
| ANA Goaltending Totals | | | 13 | 827 | 2.32 | 7 | 6 | 2 | 2 | 32 | 532 | .940 | 0 | 0 | 0 |

ANAHEIM DUCKS

2008 PLAYOFF NOTES



The Anaheim Ducks completed the 2007-08 regular season with a mark of 47-27-8 record for 102 points, finishing second in the Pacific Division and fourth in the Western Conference. The Ducks advanced to the NHL Playoffs for a franchise-record third consecutive season and faced the fifth-seed Dallas Stars for the second time in club postseason history. Holding home ice advantage, Anaheim lost Games 1 and 2 at Honda Center before earning its first win in Game 3 at American Airlines Center. A Game 4 loss in Dallas forced the Ducks into a must-win situation for the remainder of the series. Anaheim responded with a convincing victory in Game 5 before the 77th consecutive sellout at Honda Center but was eventually eliminated with a Game 6 loss in Dallas. It was just the second first-round exit in six NHL Playoffs for the Ducks and the first since the 1999 postseason. Center Ryan Getzlaf and defenseman Chris Pronger finished tied for the team scoring lead with 2-3=5 points each while right wing Teemu Selanne finished third with 2-2=4 points.

GAME 1 (April 10, 2008) - ANAHEIM 0 vs. DALLAS 4

Special teams won the game for Dallas, scoring four power play goals as the Ducks fell to the Stars, 4-0, in Game 1 of the Western Conference Quarterfinals...Dallas forwards Steve Ott, Loui Eriksson, Jere Lehtinen and Brenden Morrow scored a power play goal each...Morrow also picked up two assists for a three-point game...both Mike Ribeiro and Stephane Robidas each earned two assists...Stars goaltender Marty Turco stopped all 23 Ducks shots...J.S. Giguere turned away 33-of-37 shots in the loss...Bobby Ryan made his NHL career postseason debut, recording one shot with 13:13 TOI...Scott Niedermayer had a game-high 24:45 TOI.

PP: 0-3 PK: 4-7 SF: 23 SA: 37 TOI: S. Niedermayer (24:45) Three Stars: 1. Ribeiro 2. May 3. Turco

GAME 2 (April 12, 2008) - ANAHEIM 2 vs. DALLAS 5

The Stars jumped out to an early 2-0 lead, but the Ducks answered back as Teemu Selanne scored a power play goal at 3:41 of the first period...Scott Niedermayer and Ryan Getzlaf notched the assists on the Selanne goal...Travis Moen evened the score with an even-strength goal at 16:19 of the second with Todd Bertuzzi earning the single assist...the Ducks failed to capitalize on two early third-period power play attempts...Mike Modano scored the eventual game-winner for the Stars on the power play at 5:47 of the third...Brad Richards followed with another goal less than a minute later to extend the Stars lead to two goals...Loui Eriksson scored the Stars' fifth and final goal at 14:36 of the third...J.S. Giguere stopped 25-of-30 shots in the loss.

PP: 1-6 PK: 2-6 SF: 22 SA: 30 TOI: C. Pronger (25:02) Three Stars: 1. Richards 2. Getzlaf 3. Ribeiro

GAME 3 (April 15, 2008) - ANAHEIM 4 @ DALLAS 2

The Ducks became contenders in the series, cutting the Stars' lead to two games to one with a 4-2 victory in Game 3 of the CQF...Todd Marchant opened the scoring for the Ducks with a goal at 6:39 of the first period for his first postseason goal since Game 3 of the WCF, May 23, 2006 at Edmonton...Travis Moen and Chris Pronger assisted on Marchant's goal...Ryan Getzlaf scored an unassisted goal, his first of the 2008 postseason, at 10:09 of the first...Pronger scored his first of two goals on the power play at 14:31 of the first, giving the Ducks a 3-0 lead...Todd Bertuzzi and Doug Weight each earned assists...Pronger pushed the score to 4-0 with another power play tally at 5:34 of the second...Teemu Selanne and Getzlaf provided the helpers...it was the first multi-goal game of Pronger's postseason career and tied the club record for points in a playoff game by a defenseman (also a career high)...in addition, his two goals tied a club record for most goals by a defenseman in a postseason contest...J.S. Giguere stopped 31-of-33 shots in the victory.

PP: 2-4 PK: 2-7 SF: 15 SA: 33 TOI: S. Niedermayer (26:56) Three Stars: 1. Pronger 2. Morrow 3. Giguere

GAME 4 (April 17, 2008) - ANAHEIM 1 @ DALLAS 3

All four of the game's goals were scored at even strength, as the Stars bested the Ducks, 3-1, in Game 4 of the CQF at American Airlines Center...after giving up a goal at 16:39 of the first period to Dallas' Joel Lundqvist, the score remained the same until 9:01 of the third period when Dallas' Stu Barnes put the Stars up, 2-0...Steve Ott added another Dallas goal at 17:17 of the third...Mathieu Schneider spoiled the Dallas shutout, scoring with 0:08 seconds remaining in the game...Corey Perry, returning for his first postseason contest after missing six weeks with a lacerated right quadriceps tendon, collected an assist on Schneider's goal...Kent Huskins also picked up an assist on the Ducks' lone goal, his second career postseason point...J.S. Giguere stopped 17-of-20 shots in the loss...

PP: 0-5 PK: 0-6 SF: 28 SA: 20 TOI: S. Niedermayer (25:32) Three Stars: 1. Turco 2. Barnes 3. Modano

GAME 5 (April 18, 2008) - ANAHEIM 5 vs. DALLAS 2

Anaheim extended the series to a sixth game with a 5-2 victory at Honda Center...Corey Perry scored his first goal of the postseason at 8:25 of the first period, with Sean O'Donnell collecting the assist...the Ducks' next two goals were scored on the power play, with Ryan Getzlaf scoring at 11:03 of the second and Teemu Selanne (GWG) scoring at 0:48 of the third...O'Donnell added an insurance goal at 12:05 of the third, his first goal in the postseason since Game 3 of the WCF, May 23, 2006 at EDM...he also established a career high for points in a postseason contest (1-1=2)...Chris Pronger and Chris Kunitz each had a two-assist nights while Getzlaf and Selanne also collected single assists...Todd Marchant scored his second goal of the postseason with an empty-netter at 18:36 of the third...J.S. Giguere earned his second victory of the 2008 playoffs, stopping 40-of-42 shots.

PP: 2-3 PK: 0-7 SF: 42 SA: 32 TOI: C. Pronger (27:14) Three Stars: 1. Giguere 2. Selanne 3. Ribeiro

GAME 6 (April 20, 2008) - ANAHEIM 1 vs. DALLAS 4

The Ducks were eliminated from the 2008 NHL Playoffs with a 4-1 loss to the Stars in Game 6 of the CQF at American Airlines Center...Corey Perry opened the scoring with his second goal in as many games, successfully converting at the 2:11 mark of the second period...assists went to Scott Niedermayer and J.S. Giguere, who collected his first playoff point since the 2003 postseason...Dallas clinched the series victory with four goals in the third period, including tallies from Stephane Robidas, Stu Barnes, Loui Eriksson and Mike Modano...Giguere finished with 22 saves on 26 shots...the setback marked Anaheim's first opening-round loss since 1999.



ANAHEIM DUCKS

2007 PLAYOFF STATS

| POS | NO. | PLAYER | GP | AVG TOI | G | A | PTS | +/- | PIM | PP | SH | GW | OT | S | PCTG |
|---------------------------|----------------|---------------------|------------|-------------|-------------|-----------|----------|-----------|-----------|-----------|------------|-------------|----------|----------|------------|
| C | 15 | Ryan Getzlaf | 21 | 21:43 | 7 | 10 | 17 | 1 | 32 | 3 | 1 | 3 | 0 | 57 | 12.3 |
| R | 10 | Corey Perry | 21 | 16:29 | 6 | 9 | 15 | 5 | 37 | 1 | 0 | 1 | 0 | 58 | 10.3 |
| R | 8 | Teemu Selanne | 21 | 19:07 | 5 | 10 | 15 | 1 | 10 | 0 | 0 | 2 | 1 | 60 | 8.3 |
| D | 25 | Chris Pronger | 19 | 30:11 | 3 | 12 | 15 | 10 | 26 | 1 | 0 | 0 | 0 | 58 | 5.2 |
| C | 19 | Andy McDonald | 21 | 18:37 | 10 | 4 | 14 | 6 | 10 | 5 | 0 | 0 | 0 | 64 | 15.6 |
| L | 32 | Travis Moen | 21 | 17:18 | 7 | 5 | 12 | 5 | 22 | 0 | 0 | 3 | 1 | 34 | 20.6 |
| C | 26 | Samuel Pahlsson | 21 | 19:25 | 3 | 9 | 12 | 10 | 20 | 0 | 0 | 2 | 0 | 30 | 10.0 |
| D | 27 | Scott Niedermayer | 21 | 29:50 | 3 | 8 | 11 | 2 | 26 | 1 | 0 | 2 | 2 | 42 | 7.1 |
| C | 44 | Rob Niedermayer | 21 | 18:34 | 5 | 5 | 10 | 9 | 39 | 0 | 1 | 1 | 0 | 42 | 11.9 |
| D | 23 | Francois Beauchemin | 20 | 30:33 | 4 | 4 | 8 | 2 | 16 | 4 | 0 | 0 | 0 | 58 | 6.9 |
| R | 17 | *Dustin Penner | 21 | 14:04 | 3 | 5 | 8 | 4 | 2 | 0 | 0 | 2 | 0 | 37 | 8.1 |
| L | 14 | Chris Kunitz | 13 | 17:47 | 1 | 5 | 6 | 1 | 19 | 0 | 0 | 0 | 0 | 28 | 3.6 |
| C | 22 | Todd Marchant | 11 | 15:44 | 0 | 3 | 3 | 1- | 12 | 0 | 0 | 0 | 0 | 19 | .0 |
| D | 5 | Ric Jackman | 7 | 6:04 | 1 | 1 | 2 | 2 | 2 | 1 | 0 | 0 | 0 | 2 | 50.0 |
| D | 21 | Sean O'donnell | 21 | 20:20 | 0 | 2 | 2 | 8 | 10 | 0 | 0 | 0 | 0 | 13 | .0 |
| L | 24 | Brad May | 18 | 7:21 | 0 | 1 | 1 | 1- | 28 | 0 | 0 | 0 | 0 | 14 | .0 |
| D | 40 | Kent Huskins | 21 | 11:44 | 0 | 1 | 1 | 4 | 11 | 0 | 0 | 0 | 0 | 5 | .0 |
| C | 13 | Mark Hartigan | 1 | 3:34 | 0 | 0 | 0 | 0 | 0 | 0 | 0 | 0 | 0 | 0 | .0 |
| D | 34 | *Aaron Rome | 1 | 11:01 | 0 | 0 | 0 | 2- | 0 | 0 | 0 | 0 | 0 | 0 | .0 |
| R | 46 | Joe Motzko | 3 | 3:54 | 0 | 0 | 0 | 0 | 2 | 0 | 0 | 0 | 0 | 2 | .0 |
| L | 18 | *Andrew Miller | 3 | 6:59 | 0 | 0 | 0 | 1 | 2 | 0 | 0 | 0 | 0 | 3 | .0 |
| C | 52 | *Ryan Carter | 4 | 3:12 | 0 | 0 | 0 | 1- | 0 | 0 | 0 | 0 | 0 | 0 | .0 |
| R | 16 | George Parros | 5 | 3:49 | 0 | 0 | 0 | 0 | 10 | 0 | 0 | 0 | 0 | 1 | .0 |
| G | 30 | Ilya Bryzgalov | 5 | 53:22 | 0 | 0 | 0 | 0 | 0 | 0 | 0 | 0 | 0 | 0 | .0 |
| R | 38 | *Ryan Shannon | 11 | 4:03 | 0 | 0 | 0 | 0 | 6 | 0 | 0 | 0 | 0 | 5 | .0 |
| L | 45 | Shawn Thornton | 15 | 3:57 | 0 | 0 | 0 | 3- | 19 | 0 | 0 | 0 | 0 | 5 | .0 |
| D | 33 | Joe Dipenta | 16 | 8:12 | 0 | 0 | 0 | 0 | 4 | 0 | 0 | 0 | 0 | 3 | .0 |
| G | 35 | J.S. Giguere | 18 | 59:16 | 0 | 0 | 0 | 0 | 0 | 0 | 0 | 0 | 0 | 0 | .0 |
| SW# GOALTENDER | | | GPI | MINS | AVG | W | L | EN | SO | GA | SA | SV % | G | A | PIM |
| 35 | J.S. Giguere | 18 | 1067 | 1.97 | 13 | 4 | 0 | 1 | 35 | 451 | .922 | 0 | 0 | 0 | |
| 30 | Ilya Bryzgalov | 5 | 267 | 2.25 | 3 | 1 | 0 | 0 | 10 | 128 | .922 | 0 | 0 | 0 | |
| GOALTENDING TOTALS | | | 21 | 1341 | 2.01 | 16 | 5 | 0 | 1 | 45 | 579 | .922 | | | |

ANAHEIM DUCKS

2007 PLAYOFF NOTES



CUP IN CALIFORNIA:

By securing their first Stanley Cup championship in franchise history, the Anaheim Ducks also became the first team from California to win the Stanley Cup...their appearance in the Final marked just the fifth time since 1926 that a West Coast team competed for the Stanley Cup (also Vancouver (1982 & 1994), Los Angeles (1993) & Anaheim (2003))...the Ducks were the first West Coast team to win the Stanley Cup since the 1925 Victoria Cougars and the first U.S. team to win it since the 1917 Seattle Metropolitans.

KEEPING IT IN THE FAMILY:

Rob and Scott Niedermayer were the first set of brothers to win the Stanley Cup together since Brent and Duane Sutter won with the 1983 New York Islanders (they also won Cup with Islanders in 1982)...they were the first set of brothers to compete on the same team in the Stanley Cup Final since Rich and Ron Sutter played for the Philadelphia Flyers in the 1985 Final vs. the Edmonton Oilers (lost)...the Niedermayers were also the first brother combination on opposing clubs to appear in the Stanley Cup Final since 1946 when they met in the 2003 Stanley Cup Final.

YOUTH RAISE THE CUP:

The 2007 Champions had the largest contingency of players (11) in their first or second NHL year on one Stanley Cup roster...the 1986 Montreal Canadiens are the only team that comes close to the Ducks number of first or second year players on a Stanley Cup winning roster with 10...below is a list of Ducks that were in their first or second NHL season that played in at least one game with the club during their playoff run:

| | |
|---------------------|---------------|
| Ilya Bryzgalov | Drew Miller |
| Francois Beauchemin | Dustin Penner |
| Ryan Carter | Corey Perry |
| Ryan Getzlaf | Aaron Rome |
| Kent Huskins | Ryan Shannon |
| Chris Kunitz | |

FOUR SCORE:

The Ducks were the first team since the 1989 Calgary Flames to have one player or fewer to have previously won the Stanley Cup...Scott Niedermayer was the only Ducks player who has previously won the Cup with the 1995, 2000 and 2003 New Jersey Devils...the 1989 Flames entered the Stanley Cup Final without a single player who had previously won a Cup.

ROOKIES CHIP IN:

The Ducks had five rookie players on their roster who competed in at least three 2007 playoff games...the last Stanley Cup championship team to have more than five rookies compete in at least three playoff games during a postseason run were the 1986 Montreal Canadiens, who had eight...below is a list of the rookies on the Ducks Stanley Cup winning roster that competed in at least three playoff games in 2007:

Ryan Carter
Kent Huskins
Drew Miller
Dustin Penner
Ryan Shannon

WASTING LITTLE TIME:

The Anaheim Ducks secured the Stanley Cup in just 21 games...with the 1992 Pittsburgh Penguins, the Ducks were the 5th (tied) fastest run to winning the Stanley Cup in NHL history since the best-of-seven series was implemented in 1987.

| Year | Team | Record | Win Percentage |
|-------------|----------------------|-------------|----------------|
| 1988 | Edmonton Oilers | 16-2 | .889 |
| 1993 | Montreal Canadiens | 16-4 | .800 |
| 1997 | Detroit Red Wings | 16-4 | .800 |
| 1995 | New Jersey Devils | 16-4 | .800 |
| 2007 | Anaheim Ducks | 16-5 | .762 |
| 1992 | Pittsburgh Penguins | 16-5 | .762 |



ANAHEIM DUCKS

2007 PLAYOFF NOTES

TOP FLIGHT OVER LAST FOUR YEARS:

The Ducks advanced to the Conference Finals for the third time in the last four NHL seasons...no other team has advanced to the Conference Finals more than once over that span (since 2003 playoffs)...the Sabres and Senators advanced to the Conference Finals for the second time in four years...the Ducks were the ONLY team in the NHL to advance to the Stanley Cup Final twice in the previous four years.

EASTERN CONFERENCE FINALS

| YEAR | Team | Team |
|------|-----------|--------------|
| 2003 | Ottawa | New Jersey |
| 2004 | Tampa Bay | Philadelphia |
| 2006 | Carolina | Buffalo |
| 2007 | Ottawa | Buffalo |

WESTERN CONFERENCE FINALS

| Team | Team |
|---------|-----------|
| Anaheim | Minnesota |
| Calgary | San Jose |
| Anaheim | Edmonton |
| Anaheim | Detroit |

STANLEY CUP FINAL

| Team | Team |
|------------|----------|
| New Jersey | Anaheim |
| Tampa Bay | Calgary |
| Carolina | Edmonton |
| Ottawa | Anaheim |

FEELING AT HOME IN THE FINAL:

The Ducks remain undefeated at home (7-0) in Stanley Cup Final contests and are 8-0 at home in series-clinching games (4-0 in 2007, 3-0 in 2003 and 1-0 in 1997).

DUCKS IN THE POSTSEASON:

For the first time in franchise history, the Ducks qualified for the Stanley Cup Playoffs in consecutive seasons...the club also qualified in 2006, 2003, 1999 and 1997...the Ducks have a win percentage of .603 in the Stanley Cup Playoffs with a 44-29 overall record.

WINNING THE CLOSE ONES:

The Ducks posted a 12-2 record in games decided by one goal...the club tied the NHL playoff record for the most one-goal victories in one postseason...the 2003 Mighty Ducks of Anaheim had 12 one-goal victories during their Stanley Cup Final run...the 1993 Montreal Canadiens also accomplished this feat as they went on to win the Stanley Cup...in addition, the Ducks were T-2nd in lead-changing, game-winning goals that occurred in the third period or overtime:

GAME-WINNING GOALS IN THE THIRD PERIOD OR OVERTIME

| Year | Team | 3rd Period/OT Wins |
|------|-------------------------|--------------------|
| 1993 | Montreal Canadiens | 12 |
| 2007 | Anaheim Ducks | 10 |
| 1994 | Vancouver Canucks | 10 |
| 1999 | Dallas Stars | 10 |
| 2003 | Mighty Ducks of Anaheim | 10 |

GETTING IT DONE AT HOME:

With their win vs. OTT in Game Five of the Stanley Cup Final, the Ducks won their 10th (10-2) game at home in the postseason and have an overall home record of 23-7 since the start of the 2003 Stanley Cup Playoffs...in addition, Anaheim is 8-0 in series-clinching games at home, including 4-0 in 2007 (3-0 in 2003, 1-0 in 1997).

DUCKS AT PEAK PLAYOFF SPOT SINCE 2003:

The Ducks have the most playoff wins (40) AND best playoff winning percentage (.690) in the NHL since the start of the 2003 post-season...below is a look at the top 10 playoff win totals in the NHL since 2003:

| | GP | W | L | Win % |
|---------------------|----|----|----|-------|
| Anaheim Ducks | 58 | 40 | 18 | .690 |
| Ottawa Senators | 53 | 30 | 23 | .566 |
| New Jersey Devils | 49 | 27 | 22 | .551 |
| Tampa Bay Lightning | 45 | 24 | 21 | .533 |
| San Jose Sharks | 39 | 22 | 17 | .564 |
| Calgary Flames | 39 | 20 | 19 | .512 |
| Buffalo Sabres | 33 | 20 | 13 | .606 |
| Philadelphia Flyers | 37 | 19 | 18 | .513 |
| Edmonton Oilers | 30 | 17 | 13 | .566 |
| Carolina Hurricanes | 25 | 16 | 9 | .640 |

OVERTIME ON DUCKS SIDE:

Since the 2003 Stanley Cup Playoffs, the Ducks have appeared in 15 postseason contests that have been decided in overtime...the club is 13-2 in those games, the most by any team since 2003...below is a look at the top six teams in the NHL with the most overtime playoff wins:

| Team | GP | W | L | Win % |
|-----------|----|----|---|-------|
| Anaheim | 15 | 13 | 2 | .867 |
| Ottawa | 11 | 7 | 4 | .636 |
| Colorado | 9 | 6 | 3 | .667 |
| Calgary | 9 | 6 | 3 | .667 |
| Buffalo | 10 | 6 | 4 | .600 |
| Vancouver | 11 | 6 | 5 | .545 |

ANAHEIM DUCKS

2007 PLAYOFF NOTES



GIGUERE OUTSTANDING IN OVERTIME:

With the Ducks' overtime loss April 27 vs. VAN in Game Two of the Western Conference Semifinals, J.S. Giguere snapped his OT shutout streak at 197:52, which is the longest OT playoff minute shutout streak in NHL history...Giguere's streak began on April 10, 2003 in the CQF vs. DET when the Ducks edged the Red Wings, 2-1 in triple overtime...in 250:47 career postseason OT minutes, Giguere has a 0.24 GAA and .990 SV% (101-for-102)...with two OT wins in the CSF vs. VAN (May 1 and May 3) and two in the WCF vs. DET (May 13 and May 20), he is now 12-1 in his career in overtime (7-0 in 2003, 1-0 in 2006 and 4-1 in 2007)...Giguere is the only player to post a 12-1 record in OT in his first 13 career playoff OT games...in addition, Giguere's OT winning percentage (.923) is the highest for any goaltender with 10-plus OT decisions:

BEST POST SEASON OVERTIME RECORDS

(minimum of 10 overtime appearances)

| PLAYER | Team | GP | W | L | WIN % |
|------------------------|--------|----|----|---|-------|
| Jean-Sebastien Giguere | ANA | 13 | 12 | 1 | .923 |
| Billy Smith | NYI | 21 | 16 | 5 | .762 |
| Felix Potvin | TOR/LA | 20 | 15 | 5 | .750 |
| Arturs Irbe | SJ/CAR | 12 | 9 | 3 | .750 |
| Johnny Bower | TOR | 11 | 8 | 3 | .727 |

GIGUERE TOUGH TO BEAT:

J.S. Giguere allowed two goals or less in 13 of his 18 appearances in the 2007 Stanley Cup Playoffs...he recorded a shutout on May 30 vs. OTT in Game Two of the SCF when he stopped all 16 shots he faced...it was his sixth career postseason shutout, with the previous five coming in the 2003 playoff campaign (most recent: June 2, 2003 vs. NJ in Game Four of the SCF, also a 1-0 victory)...he finished the postseason 4th in the NHL with a 1.97 GAA and T-5th in the NHL with a .922 SV%, stopping 416-of-451 shots...in addition, he successfully stopped the only penalty shot he faced during the 2007 postseason on June 6 vs. OTT (A. Vermette @ 7:23 of the third period)...he won 13 of his 17 starts, including four OT victories (May 3 vs. VAN, May 1 @ VAN, May 13 @ DET and May 20 @ DET) and stopped all shots he faced coming on in relief of Ilya Bryzgalov on April 17 @ MIN...Giguere has appeared in 45 career postseason contests, posting a 31-13 record, with a 1.96 GAA and .929 SV%.

SWEDE SUCCESS FOR PAHLSSON:

Center Samuel Pahlsson, not usually known as a scorer (8-18=26 in 2006-07 regular season) became a major contributor to the Ducks offense during the postseason...Pahlsson recorded 3-9=12 points in 21 playoff games and was T-6th on the team in scoring...he recorded the GWG in two of the Ducks last five wins of the postseason...he scored the lone goal for the Ducks in their Game Two victory of the SCF on May 30 vs. OTT...in addition, Pahlsson scored the game-winner in the Ducks' series-clinching Game Six of the WCF vs. DET on May 22...he also led the league in postseason faceoff wins (249) and hits (79).

GETZLAF BREAKS THROUGH:

In just his second season, center Ryan Getzlaf was one of the more prolific scorers throughout the Ducks postseason run...he earned 7-10=17 points in 21 postseason contests, eclipsing his point total in the 2006 Stanley Cup Playoffs by 10 points (3-4=7)...Getzlaf led the club in scoring, was 2nd in goal scoring and 5th in the NHL in postseason scoring...in addition, he was T-2nd in the NHL in game-winning goals (3) and short-handed goals (1)...he also had a two-game goal streak (2-0=2) May 22-28 and scored three goals in the last six games (3-3=6)...Getzlaf collected 4-4=8 points in the last eight playoff games and 4-6=10 points in the last 11 games.

S. NIEDERMAYER SHINES IN OT:

On May 3 in the CSF, defenseman Scott Niedermayer scored the series-clinching OT goal against the Vancouver Canucks in the CSF...it was the first OT goal of his postseason career, while also holding the all-time regular season OT goal record among defensemen with 10...he added a second postseason OT goal, just 10 days after the first, on May 13 at Detroit in Game Two of the WCF (4-3 victory)...In addition, on May 20 in Game 5 of the WCF at Detroit, Niedermayer scored the game-tying goal with 48 seconds left before Teemu Selanne scored in OT to give the Ducks a crucial 2-1 victory...Niedermayer tied the record for most OT goals by a defenseman in one playoff year:

MOST OVERTIME GOALS BY DEFENSEMAN IN ONE PLAYOFF YEAR

| Year | Player | Team | Goals |
|------|-------------------|----------|-------|
| 2007 | Scott Niedermayer | Anaheim | 2 |
| 2002 | Niclas Wallin | Carolina | 2 |
| 1995 | Chris Chelios | Chicago | 2 |
| 1950 | Leo Reise, Jr. | Detroit | 2 |

CHECKING LINE BECOMES SCORING LINE:

The Ducks line combination of Samuel Pahlsson-Rob Niedermayer-Travis Moen was the Ducks checking line all season, but in addition to their defensive responsibilities, all three became prolific scorers in the postseason...the line combined for 15-19=31 points in 21 postseason games, including six GWGs...Moen recorded the game-winner in Game Five of the SCF on June 6 vs. OTT (also recorded the first two-goal game of his postseason career) and the OT goal in Game Four of the CSF on May 1 @ VAN...in addition, he also scored the game-winner in Game One of the SCF vs. OTT...Pahlsson had two game-winners (May 30 vs. OTT in Game Two of the SCF, 1-0 victory and May 22 vs. DET in Game Six of the WCF, 5-3 victory) and R. Niedermayer had one game-winner (Apr. 15 vs. MIN in Game Three of the CQF)...the trio



ANAHEIM DUCKS

2007 PLAYOFF NOTES

recorded a combined +24 rating throughout the 2007 Stanley Cup Playoffs.

PRONGER AT THE TOP OF HIS GAME:

In 19 postseason contests, Chris Pronger scored 3-11=14 points, which tied for 2nd on the team and 2nd in the NHL among defense-men...he was also T-7th in overall scoring, T-4th in overall assists and T-3rd in power play assists...the 2007 Stanley Cup Playoffs marked the 11th year he appeared in the postseason and recorded his second-highest career point total (5-16=21 points with EDM in 2005-06)...in addition, he was 4th in the NHL in avg. TOI with 30:11/g.

BATTLING BACK:

On May 1 @ VAN, the Ducks rallied from a 2-0 deficit in the third period, to eventually take the game in overtime...it marked the first time the club had successfully battled back from a two-goal deficit to win in postseason history...Travis Moen scored the game-winner, just over two minutes into the first overtime, marking his first career OT goal in the playoffs...with the Ducks' OT win, teams in the 2007 playoffs with a two-goal lead at any point in the game went 42-4...the only teams to come back from a two-goal deficit in the postseason are Detroit and Ottawa...Detroit rallied from two goals down twice to eventually beat San Jose 3-2 on both occasions (April 28 @ DET and May 2 @ SJ)...Ottawa came back from a two-goal deficit to win in double OT, 4-3 against Buffalo (May 12 @ BUF).

BROTHERS TEAMING UP WHEN IT COUNTS:

Brothers Scott and Rob Niedermayer both had vital roles in three of the Ducks' playoff victories...on May 3 in their series-clinching game vs. Vancouver in the CSF, Rob's hit on Jannik Hansen helped to turn the puck over for Scott's OT goal against Roberto Luongo...on May 13 at Detroit in the WCF, Rob had the first assist on Scott's second OT goal in as many games...in Game One of the Stanley Cup Final on May 28 vs. Ottawa, both Rob and Scott assisted on Travis Moen's game-winning goal as the Ducks held onto a 3-2 victory.

DEFENSE FIRST:

The Ducks allowed just 45 goals in 21 2007 Stanley Cup Playoff games...the club allowed an average of 2.14 goals-per-game, good for 3rd in the NHL in the postseason.

SHUTTING THE DOOR:

The Ducks 2007 Stanley Cup Playoff record when...

| Category | Record |
|---|--------|
| When scoring two or more goals in a game | 15-1 |
| When opponents are held to less than 35 shots | 14-3 |
| When not allowing a power play goal | 9-1 |
| When scoring first | 10-2 |

SHARING THE LOAD:

Defensemen Francois Beauchemin (30:33/g), Chris Pronger (30:11/g) and Scott Niedermayer (29:50/g) were 3rd, 4th and 5th, respectively, in the NHL in avg. TOI... the only other playoff team that had three players in the top 10 in avg. TOI was Vancouver (Ohlund, 6th; Biekse, 9th; Kesler, 10th), which was eliminated by Anaheim in the CSF on May 3.

MAC'S BIG NIGHT:

On April 25 vs. VAN, Ducks center Andy McDonald recorded his first career hat trick (regular or postseason)...in addition, it was the club's second playoff hat trick in franchise history...McDonald also added an assist for 3-1=4 points, tying the most points recorded by a Duck in playoff history...Joffrey Lupul scored 4-0=4 points on May 9, 2006 in the CSF vs. COL, recording the club's first-ever postseason hat trick and four-point game.

KUNITZ PROVIDES SUPPORT:

On April 25 vs. VAN, the Ducks scored three goals in the first period, the most in the opening session by the club in the 2007 postseason...left wing Chris Kunitz provided the assists on all three goals (0-3=3), marking the first time in club history a player has collected three assists in a single period in the playoffs.

SELANNE BREAKS YET ANOTHER CLUB RECORD:

On April 13 vs. MIN in Game Two of the CQF, Teemu Selanne's assist broke Paul Kariya's franchise record for career points in the postseason...he broke the club's playoff goals record May 23, 2006 @ EDM, scoring his 15th career postseason goal as a Duck...below is a look at the Ducks' All-Time Playoff Scoring Leaders:

Franchise All-Time Playoff Scoring Leaders

| | Years | GP | G | A | Pts. | |
|----|-----------------|------------------|----|----|------|----|
| 1. | Teemu Selanne | 1997-99, 2006-07 | 52 | 20 | 23 | 43 |
| 2. | Paul Kariya | 1997-2003 | 35 | 14 | 15 | 29 |
| 3. | Ryan Getzlaf | 2006-07 | 37 | 10 | 14 | 24 |
| | Rob Niedermayer | 2003-07 | 58 | 9 | 15 | 24 |

ANAHEIM DUCKS

2007 PLAYOFF NOTES



| | | | | | | |
|-----|---------------------|-----------|----|----|----|----|
| 5. | Samuel Pahlsson | 2003-07 | 58 | 7 | 16 | 23 |
| | Andy McDonald | 2006-07 | 37 | 12 | 11 | 23 |
| 7. | Scott Niedermayer | 2006-07 | 37 | 5 | 17 | 22 |
| 8. | Corey Perry | 2006-07 | 32 | 6 | 12 | 18 |
| 9. | Francois Beauchemin | 2006-07 | 36 | 7 | 10 | 17 |
| | Dustin Penner | 2006-07 | 34 | 6 | 11 | 17 |
| 11. | Steve Rucchin | 1997-2003 | 33 | 8 | 8 | 16 |
| 12. | Todd Marchant | 2006-07 | 27 | 3 | 13 | 16 |
| 13. | Chris Pronger | 2006-07 | 19 | 3 | 12 | 15 |
| 14. | Chris Kunitz | 2006-07 | 29 | 4 | 10 | 14 |

BEAUCHEMIN REPEATS FEAT:

Francois Beauchemin's two goals April 13 vs. MIN marked the third time in club history a Ducks defenseman had scored two goals in a playoff game...Beauchemin has done it twice, also scoring two goals on April 25, 2006 vs. CGY (Game 3)...the only other Ducks defenseman to score two goals in a playoff game was J.J. Daigneault, who did so in Game Two of the CQF on April 18, 1997 vs. PHX.

NIGHT OWLS:

The Ducks' double-overtime, series-clinching win on May 3 vs. VAN in Game Five of the CSF was the club's seventh multiple-overtime game in club history...the Ducks have gone 4-3 in those seven games...the club's last multiple overtime game before May 3 came on April 27 in Game Two of the CSF vs. VAN (3-2, Cowan GWG).

HATCHING HEAD COACHES IN ANAHEIM:

Of the four teams that competed in the Western Conference Semifinals, three were led by coaches who received their NHL head coaching start in Anaheim...Ron Wilson (SJ) served as Anaheim's head coach from 1993-97, while Mike Babcock made his head coaching debut with the Ducks from 2002-04...Randy Carlyle has coached the Ducks for the past two seasons, helping the team advance to the Stanley Cup Playoffs in consecutive seasons for the first time in franchise history...Vancouver's head coach, Alain Vigneault, the only CSF coach to have not served in Anaheim, succeeded Carlyle as the head coach of the Manitoba Moose (AHL) in 2005...in addition, another Anaheim connection existed in the Stanley Cup Final...Ottawa head coach Bryan Murray was the head coach of the Ducks in 2001-2002, before taking over as GM of the club (2002-2004).

PLAYOFF DEBUTS:

On April 11 vs. MIN in Game 1 of the CQF, three Ducks made their career postseason debuts...Mark Hartigan, George Parros and Kent Huskins all took the ice for the first time in NHL postseason competition...the three players recorded a combined 17:42 of TOI and maintained an even plus/minus rating...Ryan Shannon made his postseason debut on April 13 vs. MIN...after two games as a healthy scratch, Shawn Thornton played in a postseason contest for the first time on April 15 @ MIN and went on to play in 15 games going scoreless with 19 PIM...after his recall on April 8, Aaron Rome made his postseason debut on April 17 @ MIN, logging 11:01 of ice time...Drew Miller appeared in his first playoff contest April 19 vs. MIN (2:15 TOI), which also happened to be his NHL debut, in addition, Miller played in Games One and Two of the SCF, going scoreless with a +1 rating and two PIM...Ryan Carter made his NHL career debut on May 17 vs. DET in Game Four of the WCF...he also appeared in Game Four of the SCF...Joe Motzko logged 6:16 of ice time and recorded three hits in his first career NHL playoff game on May 20 @ DET.



ANAHEIM DUCKS

2007 PLAYOFF RECAPS

STANLEY CUP FINAL

GAME 5 (June 6, 2007) - ANAHEIM 6 vs. OTTAWA 2

DUCKS BECOME FIRST CALIFORNIA TEAM TO WIN STANLEY CUP

The Ducks jumped out to an early 2-0 lead and never trailed en route to the club's first Stanley Cup title while become the first California team to secure the trophy in NHL history...Andy McDonald put the Ducks on the board early in the first, with Ryan Getzlaf and Chris Pronger providing the assists...Rob Niedermayer scored his fifth goal of the postseason late in the 17th minute of the first with Corey Perry adding the single helper...Travis Moen scored the first of his two goals at 15:44 of the second, which would prove to be the game and series-winner...Francois Beauchemin gave the Ducks an added cushion at 18:28 of the second, scoring his fourth goal of the postseason...Corey Perry sealed the deal adding a goal of his own, unassisted with just three minutes remaining in the game...McDonald, Scott Niedermayer and Samuel Pahlsson earned an assist each in the Ducks historic victory...J.S. Giguere stopped 11-of-13 shots, in addition to successfully stopping a penalty shot attempt by Antoine Vermette at 7:23 of the third...the Senators' 13 shots on goal were the fewest the Ducks have allowed in postseason history.

PP: 2-6 **PK:** 3-3 **SF:** 18 **SA:** 13 **TOI:** S. Niedermayer (30:33) **Three Stars:** 1. Moen 2. McDonald 3. Pahlsson

GAME 4 (June 4, 2007) - ANAHEIM 3 vs. OTTAWA 2

DUCKS SECURE COMMANDING SERIES LEAD AS PENNER SCORES GAME-WINNER IN THIRD

After the Senators stole the lead with just 0.3 seconds remaining in the first period, Andy McDonald scored back-to-back goals just one minute apart in the second (10:06 and 11:06) to hold a one-goal lead...the Senators evened the score with just two minutes remaining in the second...Dustin Penner scored the game-winner just 4:07 into the third as the Ducks, with the help of J.S. Giguere were able to secure the 3-1 series lead...McDonald notched a three-point game by adding an assist on the game winner, while Todd Marchant, Corey Perry, Rob Niedermayer, Sean O'Donnell and Teemu Selanne collected an assist each...Giguere stopped 21-of-23 shots for his 12th postseason victory, which included a 13-shot first period by the Senators...this was the Ducks 12th win in the postseason where the club has won by just one goal, tying an NHL record for most one-goal victories in one postseason (also 2003 Mighty Ducks of Anaheim and 1993 Montreal Canadiens).

PP: 0-3 **PK:** 3-4 **SF:** 21 **SA:** 23 **TOI:** F. Beauchemin (31:40) **Three Stars:** 1. McDonald 2. Beauchemin 3. Fisher

GAME 3 (June 2, 2007) - ANAHEIM 3 vs. OTTAWA 5

MULTIPLE SENATOR COMEBACKS TOO MUCH FOR DUCKS TO OVERCOME

The Ducks secured a one-goal lead at three different points in the game, but the Senators were able to even the score each time and eventually jumped out to a 4-3 lead before sealing the game with a mid-third period goal to win it 5-3...Andy McDonald put the Ducks on the board early with a power play goal at 5:39 of the first period with Teemu Selanne collecting the assist...the Ducks scored two goals just over two minutes apart early in the second...Corey Perry scored his fifth goal of the playoffs at 5:20 in the second with Ryan Getzlaf following suit with a goal of his own at 7:38...Dustin Penner recorded assists on both goals with Perry and Getzlaf collecting assists on the other's goal...the Ducks were 38-for-63 in the faceoff circle, registering a 60% success rate...J.S. Giguere stopped 24-of-29 shots on goal for just his fourth loss of the postseason...Chris Kunitz returned to play in Game Three after missing seven games with a broken bone in his right hand.

PP: 1-3 **PK:** 6-7 **SF:** 22 **SA:** 29 **TOI:** C. Pronger (29:26) **Three Stars:** 1. Volchenkov 2. Neil 3. Getzlaf

GAME 2 (May 30, 2007) - ANAHEIM 1 vs. OTTAWA 0

PAHLSSON SCORES THE GWG FOR THE SECOND TIME IN THREE GAMES AS DUCKS SECURE 2-0 SERIES LEAD

Samuel Pahlsson broke the scoreless tie at 14:16 of the third period with an unassisted goal as the Ducks held on to victory...J.S. Giguere gave the club its first shutout of the 2007 postseason...it was his sixth career postseason shutout, with the other five all coming in 2003 (most recent: June 2, 2003 vs. NJ in Game Four of the SCF, also a 1-0 victory)...it was the Ducks' ninth postseason win where the game-winning goal came in the third period or OT...it also marked the Ducks 11th one-goal victory of the playoffs, needing just one more one-goal victory to tie an NHL Stanley Cup Playoff record (also Mighty Ducks of Anaheim, 2003 and Montreal Canadiens, 1993)...the Senators' 16 shots on goal were the fewest the Ducks have allowed this postseason.

PP: 0-4 **PK:** 4-4 **SF:** 31 **SA:** 16 **TOI:** F. Beauchemin (30:55) **Three Stars:** 1. Pahlsson 2. R. Niedermayer 3. Giguere

GAME 1 (May 28, 2007) - ANAHEIM 3 vs. OTTAWA 2

OUTSTANDING FIVE-ON-FIVE PLAY LEADS DUCKS TO 1-0 SERIES LEAD

The Ducks jumped out to a 1-0 series lead in a come-from-behind victory at Honda Center...Andy McDonald tied the game with an even-strengthed goal at 10:55 of the first period, with assists provided by Teemu Selanne...after falling behind by a goal once again in the second period, Ryan Getzlaf evened the score early in the third...Corey Perry and Ric Jackman collected the assists...with just under three minutes remaining in the game, Travis Moen scored the second game-winning goal of his postseason career as the Ducks held on to win it 3-2...Rob and Scott Niedermayer teamed up for the assists...the Ducks held the Senators to 20 shots on goal throughout the game as J.S. Giguere stopped 18-of-20 shots for his 10th win of the 2007 postseason.

PP: 0-4 **PK:** 5-7 **SF:** 32 **SA:** 20 **TOI:** C. Pronger (29:17) **Three Stars:** 1. Getzlaf 2. R. Niedermayer 3. Moen

ANAHEIM DUCKS

2007 PLAYOFF RECAPS



WESTERN CONFERENCE FINAL

GAME 6 (May 22, 2007) - ANAHEIM 4 vs. DETROIT 3

EARLY THREE-GOAL LEAD HELPS DUCKS HOLD ONTO VICTORY AND ADVANCE TO STANLEY CUP FINAL

The Ducks advanced to the Stanley Cup Final for the second time in four years as the club was able to hang onto an early lead in Game Six of the Western Conference Finals...Rob Niedermayer scored a short-handed goal just 3:51 into the game, just his third career short-handed goal in the playoffs...Chris Pronger and Sean O'Donnell provided the helpers...the Ducks continued their scoring in the second period with a goal each coming from Corey Perry and Ryan Getzlaf...after the Red Wings got on the board with one goal, Samuel Pahlsson scored what would prove to be the game-winning goal, the third such goal of his postseason career, at 5:55 of the third...Francois Beauchemin, Getzlaf, Todd Marchant, Teemu Selanne, R. Niedermayer and Travis Moen each collected single assists...this marked the Ducks' fourth, four-plus game of the playoffs...J.S. Giguere stopped 26-of-29 shots for his ninth win of the postseason in 12 starts.

PP: 1-4 **PK:** 5-7 **SF:** 29 **SA:** 29 **TOI:** S. Niedermayer (32:10) **Three Stars:** 1. Giguere 2. S. Niedermayer 3. Perry

GAME 5 (May 20, 2007) - ANAHEIM 2 vs. DETROIT 1 (OT)

LATE GAME HEROICS LEAD TO DUCKS OVERTIME VICTORY

Unable to capitalize on a multitude of scoring chances through 59 minutes, Scott Niedermayer put the Ducks on the board with just 0:48 seconds remaining in regulation to tie the game at one-all and send it into overtime...Teemu Selanne and Chris Pronger collected the assists on the game-tying goal...the Ducks recorded eight shots on goal in the opening overtime session, with the last shot resulting in Selanne's game-winning goal 11:57 into the period...J.S. Giguere won his eighth postseason contest and 12th career OT game, stopping 36-of-37 shots...the Ducks recorded a power play goal for the second consecutive game...Brad May recorded a game-high four shots on goal.

PP: 1-5 **PK:** 7-7 **SF:** 26 **SA:** 37 **TOI:** C. Pronger (35:46) **Three Stars:** 1. Cleary 2. Giguere 3. Franzen

GAME 4 (May 17, 2007) - ANAHEIM 5 vs. DETROIT 3

DUCKS RECEIVE SCORING CONTRIBUTIONS FROM MANY TO HOLD OFF DETROIT, 5-3

Five different Ducks scored goals in a game that was very close until Rob Niedermayer tapped in an empty net goal 18:52 into the third period...Corey Perry set the tone of the game by scoring an unassisted goal early, just 1:37 into the opening session...Ric Jackman scored a power play goal in his NHL playoff debut...Teemu Selanne gave the Ducks a 3-1 lead going into the second period...after the Red Wings evened the score in the second, Ryan Getzlaf scored what would prove to be the game-winning goal just 5:24 into the third...Selanne picked up two assists in addition to his goal for his first three-point game of the 2007 playoffs...Francois Beauchemin also collected two assists while logging a team-high 34:29 TOI...Travis Moen, Scott Niedermayer, Todd Marchant and Getzlaf all earned single assists...the club scored two power play goals for the fourth time in the postseason...J.S. Giguere stopped 36-of-39 shots for his seventh postseason win.

PP: 2-5 **PK:** 4-6 **SF:** 23 **SA:** 39 **TOI:** F. Beauchemin (34:29) **Three Stars:** 1. Getzlaf 2. Selanne 3. Beauchemin

GAME 3 (May 15, 2007) - ANAHEIM 0 vs. DETROIT 5

DUCKS SHUT OUT FOR THE FIRST TIME IN POSTSEASON

The Ducks were unable to battle back from a two-goal deficit after the first period, giving up three more goals and were shut out for the first time in the postseason since Game Seven of the Stanley Cup Finals on June 9, 2003 vs. NJ...the club successfully killed 8-of-9 Detroit power plays...J.S. Giguere stopped 10-of-13 shots on goal before Ilya Bryzgalov came on in relief, stopping 13-of-15 shots...Corey Perry had a team-high four shots on goal, while Todd Marchant won seven-of-11 faceoffs (63%).

PP: 0-4 **PK:** 8-9 **SF:** 29 **SA:** 28 **TOI:** F. Beauchemin (29:41) **Three Stars:** 1. Holmstrom 2. Filppula 3. Marchant

GAME 2 (May 13, 2007) - ANAHEIM 4 vs. DETROIT 3 (OT)

DUCKS WIN IN DRAMATIC FASHION AFTER GIVING UP THREE SPECIAL TEAMS GOALS

Scott Niedermayer was again the overtime hero, scoring the game-winning OT goal for the second straight game...the Ducks were on the board in the first, holding a one-goal lead into the second when Rob Niedermayer scored with assists coming from Ryan Getzlaf and Corey Perry...after giving up a SHG halfway through the second, Andy McDonald put the Ducks on top again, with Perry adding his second assist the night along with a helper from Chris Pronger...Detroit scored two power play goals, as the Ducks came from behind to tie the game at 5:06 in the third with a goal from Travis Moen and a single assist from Samuel Pahlsson...the Ducks had a multitude of scoring chances and at 14:17 into the first OT session, S. Niedermayer found the back of the net with the assists coming from brother Rob and Pahlsson...J.S. Giguere stopped 24-of-27 shots for his 11th career postseason OT win...Francois Beauchemin had a team-leading 37:49 TOI and +3 rating.

PP: 0-5 **PK:** 5-7 **SF:** 33 **SA:** 27 **TOI:** F. Beauchemin (37:49) **Three Stars:** 1. S. Niedermayer 2. Lidstrom 3. Getzlaf

GAME 1 (May 11, 2007) - ANAHEIM 1 vs. DETROIT 2

DUCKS CAN'T GET IT DONE WITH FLURRY OF SCORING CHANCES IN THIRD

The Ducks tied the game early in the third period, but after a late-period Red Wings goal, the club was not able to even the score to force overtime...Chris Kunitz recorded his first goal of the postseason at 1:34 of the third, with assists from Ryan Getzlaf and Scott Niedermayer...the Ducks allowed two goals or less in their seventh consecutive game and for the 10th time in 11 playoff contests...J.S. Giguere stopped 17-of-19 shots, allowing two goals or less in each of his seven playoff starts...Chris Pronger had a game-high 32:02 TOI.

PP: 0-7 **PK:** 2-4 **SF:** 32 **SA:** 19 **TOI:** C. Pronger (32:02) **Three Stars:** 1. Zetterberg 2. Hasek 3. Lidstrom



ANAHEIM DUCKS

2007 PLAYOFF RECAPS

WESTERN CONFERENCE SEMIFINALS

GAME 5 (May 3, 2007) - ANAHEIM 2 vs. VANCOUVER 1 (2OT)

DUCKS CLINCH SERIES WITH THRILLING DOUBLE OVERTIME VICTORY

Scott Niedermayer scored the game-winning OT goal 4:30 into the double overtime session to lift the Ducks over the Canucks and into the Conference Final...the Ducks registered a club postseason-record 63 shots on goal, eclipsing their previous goal set in the 1997 Stanley Cup Playoffs when the club recorded 54 shots on April 24 @ DAL in 5OT...the Ducks scored first when Samuel Pahlsson helped the puck past the crease in a scrum in front of the net...Travis Moen and Rob Niedermayer collected the assists...Anaheim held Vancouver scoreless for over 51 minutes, until they evened the score at one goal a piece...the Ducks recorded a playoff-high 17 and 22 shots on goal in the first and second periods, respectively...after 14 shots in the first overtime session, the Ducks only needed two shots in the second extra period for Niedermayer to score the unassisted goal to close out the series...J.S. Giguere won his third consecutive postseason contest and extended his playoff overtime record to 10-1...the Ducks were perfect on the penalty kill for the second straight game, allowing just one power play goal in the series on 29 Canuck opportunities.

PP: 0-7 PK: 6-6 SF: 63 SA: 27 TOI: S. Niedermayer (41:50)

Three Stars: 1. S. Niedermayer 2. Luongo 3. Getzlaf

GAME 4 (May 1, 2007) - ANAHEIM 3 vs. VANCOUVER 2 (OT)

DUCKS RALLY FROM TWO-GOAL DEFICIT TO BEAT CANUCKS IN OVERTIME

After being shut out for the first two periods, the Ducks rallied to score two goals to tie the game, and win it just 2:07 into the first overtime session...it marked the first time in Ducks playoff history that the club has rallied from a two-goal deficit to win the game...The 2-0 deficit marked the first time in Ducks playoff history the team rallied from two goals down to win...over the last five regular seasons, Vancouver has a record of 77-1-1 when leading by two or more goals at home during the third period...Travis Moen recorded the OT goal, the first game-winning OT goal in his postseason career...Chris Pronger continued to provide offense for the Ducks by scoring the club's first goal in the third period and added a helper on the second...Teemu Selanne scored his third goal of the postseason...Samuel Pahlsson collected two assists, while Brad May, Chris Kunitz and Scott Niedermayer added single assists...the Ducks were perfect on the penalty kill, allowing only one power play goal throughout the entire Conference Semifinal series...J.S. Giguere recorded his ninth career postseason OT victory, stopping 24-of-26 shots.

PP: 0-8 PK: 3-3 SF: 30 SA: 26 TOI: C. Pronger (32:08)

Three Stars: 1. Moen 2. Morrison 3. Pronger

GAME 3 (April 29, 2007) - ANAHEIM 3 vs. VANCOUVER 2

DUCKS HANG ON TO ONE-GOAL LEAD IN VICTORY AT GM PLACE

Corey Perry scored the game-winning goal 7:51 into the third period, as the Ducks defense held strong throughout the last 12 minutes of the game to ensure a Ducks victory, giving them a 2-1 lead on the series...Dustin Penner recorded his second goal of the postseason just three minutes into the game...after Vancouver tied the game late in the first, Francois Beauchemin put the Ducks up by a goal again on an Anaheim power play goal...Chris Pronger added two assists, both on the power play...Perry, Chris Kunitz and Andy McDonald each provided support with a single assist...the Ducks successfully killed off seven-of-eight Canucks power plays...J.S. Giguere was once again tough in net, stopping 26-of-28 shots for his third postseason win.

PP: 2-5 PK: 7-8 SF: 24 SA: 26 TOI: C. Pronger (28:37)

Three Stars: 1. Perry 2. D. Sedin 3. Giguere

GAME 2 (April 27, 2007) - ANAHEIM 1 vs. VANCOUVER 2 (2OT)

VANCOUVER WINS GOALTENDER DUEL IN DOUBLE OVERTIME

Vancouver scored the game-winning OT goal 7:49 into the second overtime session...after a scoreless first period, Travis Moen evened the score in the second after an early-period Vancouver goal...Teemu Selanne and Samuel Pahlsson provided the assists...the Ducks successfully killed all five Vancouver power plays, marking the third consecutive game the Ducks have been perfect on the PK...J.S. Giguere stopped 47-of-49 shots, allowing only one goal in regulation...he snapped his OT shutout streak at 197:52, which was the longest OT playoff minute shutout streak in NHL history, dating back to Apr. 10, 2003 in the CQF vs. DET...Roberto Luongo stopped all 13 Ducks overtime shots to lead the Canucks to the OT victory.

PP: 0-7 PK: 5-5 SF: 44 SA: 49 TOI: F. Beauchemin (41:14)

Three Stars: 1. Luongo 2. Cowan 3. S. Niedermayer

GAME 1 (April 25, 2007) - ANAHEIM 5 vs. VANCOUVER 1

TOP LINE PROVIDES SCORING FLURRY AS THE DUCKS JUMP OUT TO AN EARLY SERIES LEAD

After giving up an early Vancouver goal, the Ducks scored three goals to seal the victory, gaining a 1-0 series lead on Vancouver...Andy McDonald recored his first career hat trick (regular or postseason) and his first career four-point postseason game (3-1=4)...it was the club's second hat trick in playoff history and second four-point game in playoff history (also Joffrey Lupul 4-0=4 points, Game 3 CSF vs. COL, 5/9/06)... Teemu Selanne scored a goal and recorded an assist, while Ryan Getzlaf (1-1=2) scored a goal for the second consecutive game...Chris Kunitz collected three assists, his first three-point game in the postseason, marking the first time in club history a player had three assists in a single period in the playoffs...Chris Pronger, Dustin Penner, Corey Perry and Kent Huskins all recorded single assists...J.S. Giguere stopped 26-of-27 shots for his second 2007 postseason victory...the Ducks recorded at least one power play goal for the fifth consecutive contest.

PP: 2-9 PK: 7-7 SF: 37 SA: 27 TOI: C. Pronger (32:57)

Three Stars: 1. McDonald 2. Kunitz 3. Selanne

ANAHEIM DUCKS

2007 PLAYOFF RECAPS



WESTERN CONFERENCE QUARTERFINALS

GAME 5 (April 19, 2007) - ANAHEIM 4 vs. MINNESOTA 1

DUCKS ADVANCE TO CONFERENCE SEMIFINALS FOR SECOND CONSECUTIVE SEASON

The Ducks held the Wild to only one goal to clinch the series and advance to the Western Conference Semifinals...Chris Pronger put the Ducks on the board just over a minute into the opening period, adding an assist on a later goal...Ryan Getzlaf, Corey Perry and Travis Moen each scored a goal, with Perry's goal being the first of his postseason career...Scott Niedermayer, Samuel Pahlsson, and Dustin Penner collected two assists each in the victory...Pronger extended his point streak (2-4=6) to four games, scoring a goal for the second consecutive game...J.S. Giguere collected his first win of the postseason, stopping 26-of-27 shots, good for his 19th career playoff win...the Ducks scored a power play goal in the fourth consecutive postseason contest, while killing all five

Wild power plays, allowing only two power play goals in the series...Anaheim recorded a series-high 39 shots on goal.

PP: 1-4 PK: 5-5 SF: 39 SA: 27 TOI: F. Beauchemin (28:32)

Three Stars: 1. Pronger 2. Perry 3. Pahlsson

GAME 4 (April 17, 2007) - ANAHEIM 1 @ MINNESOTA 4

WILD FIND SCORING TOUCH IN THIRD PERIOD TO EXTEND THE SERIES

Minnesota scored three unanswered goals in the third period for their first victory of the series, 4-1...Chris Pronger scored a goal from the blue line on a power play attempt early in the second period to give the Ducks an early 1-0 victory...Ryan Getzlaf and Scott Niedermayer collected the assists...the Wild evened the score on a Pierre-Marc Bouchard goal late in the second before Marian Gaborik, Brian Rolston and Mark Parrish scored a goal each in the third...Ilya Bryzgalov stopped 32-of-36 shots in the loss with J.S. Giguere coming on in relief of Bryzgalov, stopping all four shots he faced...the Ducks scored a power play goal in the third consecutive postseason contest.

PP: 1-4 PK: 6-7 SF: 29 SA: 40 TOI: C. Pronger (30:53)

Three Stars: 1. Rolston 2. Backstrom 3. Boogaard

GAME 3 (April 15, 2007) - ANAHEIM 2 @ MINNESOTA 1

BRYZGALOV CONTINUES STELLAR PLAY AS DUCKS TAKE 3-0 SERIES LEAD

The Ducks held the Wild scoreless until 19:21 into the third period, winning the third game of the series, 2-1...Andy McDonald put the Ducks on the board with a power play goal 16:05 into the first and Rob Niedermayer scored mid-way through the third, which would prove to be the eventual game-winner...Chris Pronger collected the assist on both goals...Ilya Bryzgalov stopped 19-of-20 shots, marking the sixth time he has allowed one-goal-or-less in a postseason contest...the Ducks successfully killed 4-of-5 Wild power plays, allowing the only Minnesota PPG of the series.

PP: 1-4 PK: 4-5 SF: 19 SA: 20 TOI: C. Pronger (30:51)

Three Stars: 1. R. Niedermayer 2. Pronger 3. Veilleux

GAME 2 (April 13, 2007) - ANAHEIM 3 vs. MINNESOTA 2

DUCKS WIN SPECIAL TEAMS BATTLE OVER WILD, 3-2

All three Ducks goals were scored by the special teams squads...Francois Beauchemin gave the Ducks the early lead on a power play shot from the blue line...Beauchemin scored once again on the power play in the second, with assists coming from Ryan Getzlaf and Teemu Selanne...Getzlaf scored what proved to be the game-winner with 1:17 remaining in the second on a short-handed opportunity...his shorthanded goal was only the club's fifth SHG in club postseason history...Travis Moen collected two assists in the game, while Samuel Pahlsson and Chris Pronger earned an assist each...Ilya Bryzgalov stopped 30-of-32 shots for his eighth career postseason win (8-4).

PP: 2-4 PK: 6-6 SF: 25 SA: 32 TOI: S. Niedermayer (30:40)

Three Stars: 1. Beauchemin 2. Getzlaf 3. Bryzgalov

GAME 1 (April 11, 2007) - ANAHEIM 2 vs. MINNESOTA 1

SOLID DEFENSE PAYS OFF AS DUCKS EDGE WILD, 2-1

After a scoreless first period, the Wild held a 1-0 lead 9:52 into the second when Pavol Demitra scored a goal on assists from Marian Gaborik and Kurtis Foster...Teemu Selanne evened the score four minutes later on a pass from Francois Beauchemin...with just over five minutes remaining in the game, Dustin Penner scored his fourth career postseason goal, which would prove to be the game-winner...Ryan Getzlaf and Corey Perry collected the assists...15-of-18 Ducks recorded at least one shot on goal throughout the game...Ilya Bryzgalov stopped 24-of-25 shots for his seventh career postseason win (7-4), marking the fifth time he has allowed one-goal-or-less in a postseason contest.

PP: 0-3 PK: 4-4 SF: 34 SA: 25 TOI: C. Pronger (30:39)

Three Stars: 1. Selanne 2. Pronger 3. Pahlsson



ANAHEIM DUCKS

2006 PLAYOFF NOTES

| POS | NO. | PLAYER | GP | TOI | G | A | PTS | +/- | PIM | PP | SH | GW | OT | S | PCTG |
|------------------------|----------------|----------------------|------------|-------------|------------|----------|----------|-----------|-----------|-----------|-----------|------------|----------|----------|------------|
| R | 13 | Teemu Selanne | 16 | 17:55 | 6 | 8 | 14 | 0 | 6 | 1 | 0 | 2 | 0 | 53 | 11.3 |
| C | 22 | Todd Marchant | 16 | 17:33 | 3 | 10 | 13 | 14 | 14 | 0 | 0 | 0 | 0 | 26 | 11.5 |
| R | 15 | Joffrey Lupul | 16 | 16:43 | 9 | 2 | 11 | 9 | 31 | 1 | 0 | 1 | 1 | 62 | 14.5 |
| D | 27 | Scott Niedermayer | 16 | 28:53 | 2 | 9 | 11 | 1 | 14 | 1 | 1 | 1 | 0 | 48 | 4.2 |
| R | 76 | *Dustin Penner | 13 | 13:15 | 3 | 6 | 9 | 10 | 12 | 0 | 0 | 0 | 0 | 41 | 7.3 |
| D | 23 | *Francois Beauchemin | 16 | 27:26 | 3 | 6 | 9 | 0 | 11 | 3 | 0 | 0 | 0 | 35 | 8.6 |
| C | 19 | Andy McDonald | 16 | 16:33 | 2 | 7 | 9 | 0 | 10 | 2 | 0 | 0 | 0 | 48 | 4.2 |
| L | 38 | *Chris Kunitz | 16 | 12:30 | 3 | 5 | 8 | 1- | 8 | 0 | 0 | 0 | 0 | 34 | 8.8 |
| C | 51 | *Ryan Getzlaf | 16 | 15:49 | 3 | 4 | 7 | 3- | 13 | 2 | 0 | 1 | 0 | 38 | 7.9 |
| D | 24 | Ruslan Salei | 16 | 22:08 | 3 | 2 | 5 | 10 | 18 | 0 | 0 | 1 | 0 | 27 | 11.1 |
| D | 21 | Sean O'donnell | 16 | 16:43 | 2 | 3 | 5 | 8 | 23 | 0 | 0 | 1 | 1 | 10 | 20.0 |
| C | 26 | Samuel Pahlsson | 16 | 17:06 | 2 | 3 | 5 | 2 | 18 | 0 | 0 | 2 | 0 | 22 | 9.1 |
| L | 12 | Jeff Friesen | 16 | 11:14 | 3 | 1 | 4 | 1- | 6 | 0 | 0 | 0 | 0 | 15 | 20.0 |
| C | 44 | Rob Niedermayer | 16 | 19:35 | 1 | 3 | 4 | 1- | 10 | 1 | 0 | 0 | 0 | 24 | 4.2 |
| D | 5 | Vitaly Vishnevski | 16 | 13:40 | 0 | 4 | 4 | 2 | 10 | 0 | 0 | 0 | 0 | 8 | .0 |
| R | 61 | *Corey Perry | 11 | 9:32 | 0 | 3 | 3 | 4- | 16 | 0 | 0 | 0 | 0 | 14 | .0 |
| L | 32 | Travis Moen | 9 | 8:25 | 1 | 0 | 1 | 1 | 10 | 0 | 0 | 0 | 0 | 5 | 20.0 |
| R | 17 | Jonathan Hedstrom | 3 | 16:57 | 0 | 1 | 1 | 0 | 2 | 0 | 0 | 0 | 0 | 1 | .0 |
| G | 35 | J Giguere | 6 | 53:03 | 0 | 0 | 0 | 0 | 0 | 0 | 0 | 0 | 0 | 0 | .0 |
| G | 30 | *Ilja Bryzgalov | 11 | 59:54 | 0 | 0 | 0 | 0 | 2 | 0 | 0 | 0 | 0 | 0 | .0 |
| L | 29 | Todd Fedoruk | 12 | 8:19 | 0 | 0 | 0 | 1- | 16 | 0 | 0 | 0 | 0 | 12 | .0 |
| D | 33 | Joe Dipenta | 16 | 11:34 | 0 | 0 | 0 | 1 | 13 | 0 | 0 | 0 | 0 | 5 | .0 |
| NO. GOALTENDER | | | GPI | MINS | AVG | W | L | EN | SO | GA | SA | SV% | G | A | PIM |
| 30 | Ilya Bryzgalov | 11 | 659 | 1.46 | 6 | 4 | 2 | 3 | 16 | 285 | .944 | 0 | 0 | 2 | |
| 35 | J.S. Giguere | 6 | 318 | 3.40 | 3 | 3 | 0 | 0 | 18 | 132 | .864 | 0 | 0 | 0 | |
| ANA Goaltending Totals | | | 16 | 988 | 2.19 | 9 | 7 | 2 | 3 | 36 | 419 | .914 | | | |

* Rookie

ANAHEIM DUCKS

2006 PLAYOFF NOTES



DUCKS SET PLAYOFF TEAM MARKS: The Ducks set a club record for goals in a playoff season, scoring 46 times in 2006...other notable team records set in 2006 were most goals in a playoff game (6 @ EDM on 5/25), goals in a period (4, twice in 2006), penalty minutes in a playoff season (267) penalty minutes in a series (vs. CGY)...the club also tied the mark for playoff goals in a series (17, vs. CGY; also vs. PHX in 1997).

ROOKIES MAKE THEIR MARK: Of the 128 team points (48-80=128) the Ducks scored during the postseason, Anaheim rookies accounted for 12-25=37 of them (28.9%)...the 37 rookie points were the most in one playoff year since the 1993 Los Angeles Kings had 40 rookie points...of the 16 goals the Ducks scored in the Western Conference Semifinals series versus Colorado, three were scored by rookies and all but three figured a rookie on the score sheet...the last time a team had six rookies play a game in the Conference Finals was the 1991 Boston Bruins (although only one, Jeff Lazaro, played all six games of the series).

TWO STILL PLAYING: Anaheim was the only NHL organization to have both their NHL team and AHL affiliate reach each respective league's conference final...The Portland Pirates clinched the Atlantic Division Final Series, defeating the Hartford Wolfpack four games to two to advance to the Eastern Conference Final, where they fell to the Hershey Bears 4-3.

SIX IN A ROW: With their Western Conference Semifinal series-clinching win in Game 4 (May 11) versus COL, the Ducks tied the franchise record for consecutive playoff victories with six...the record was set during the 2003 postseason from 4/10/03-4/26/03...the Ducks swept Detroit in the conference quarterfinals and won their first two games at Dallas in the conference semifinals.

13 UNANSWERED: The Ducks scored 13 unanswered goals, from Game 6 (May 1) versus Calgary in the Western Conference Quarterfinals to Game 3 (May 9) versus Colorado in the Western Conference Semifinals...the Flames scored at 10:18 of the first period and the Ducks scored 13 goals without allowing a goal against until Dan Hinote scored at 19:33 of the first period in Game 3...The last team to score 13 or more unanswered goals in the postseason was Detroit with 14 from 5/15/95-5/23/95.

MARCHANT TIES RECORD: Ducks center Todd Marchant tied the club record for most assists in a playoff game with three in Game 4 (May 25) of the Western Conference Finals at Edmonton...the feat had been accomplished three times previously (Dustin Penner, 5/9/06 @ COL, Steve Rucchin, 4/21/99 @ DET and Petr Sykora, 4/26/03 @ DAL)...his three assists are the first ever recorded by a rookie in a single playoff game in team history.

NOBODY BEATS THE BRYZ: Ilya Bryzgalov tied an NHL record with three consecutive shutouts (done five times previously) in Game 7 of the Conference Quarterfinals versus Calgary (May 3), Game 1 (May 5) and Game 2 (May 7) of the Conference Semifinal versus Colorado...In addition Bryzgalov's shutout sequence of 249:15, is the second-longest in NHL postseason history and is the longest ever by a rookie. Gerry McNeil previously held the rookie record at 218:42...Bryzgalov stopped 98 consecutive shots.

LONGEST SHUTOUT SEQUENCE BY A GOALTENDER IN ONE PLAYOFF YEAR

| Streak | Goaltender | Team | Dates |
|---------------|-----------------------|--------------|----------------------|
| 270:08 | George Hainsworth | Canadiens | 3/28-4/3, 1930 |
| 249:15 | Ilya Bryzgalov | Ducks | 5/3-5/7, 2006 |
| 248:35 | Dave Kerr | Rangers | 3/25-4/6, 1937 |
| 248:32 | Normie Smith | Red Wings | 3/24-28, 1936 |
| 218:42 | Gerry McNeil | Canadiens | 3/27-31, 1951 |
| 217:54 | J.S. Giguere | Ducks | 5/5-16, 2003 |

FIRST IN 61 YEARS: In Game 1 (May 5) versus COL, Ducks goaltender Ilya Bryzgalov became the first rookie to record consecutive shutouts in the playoffs since 1945...the last rookie goaltender to post consecutive shutouts in the postseason was Toronto's Frank McCool in April of 1945...McCool had three consecutive shutouts versus Detroit on April 6, 8 and 12...Bryzgalov tied him for the rookie record.

ANOTHER ONE FOR BRYZ: Ilya Bryzgalov is only the fourth rookie goaltender to win all four games of a playoff series sweep...the others are Chicago's Tony Esposito in 1970 vs. Detroit; Montreal's Jacques Plante in 1954 vs. Boston; Montreal's Bill Durnan in the 1944 Stanley Cup Finals versus Chicago.

BRYZ SHUTS THE DOOR: Ilya Bryzgalov's shutout in Game 7 (May 3) of the Western Conference Quarterfinals at Calgary was the first shutout by a rookie in a Game 7 since May 15, 1993, when Felix Potvin of Toronto shutout St. Louis...in addition, it was only the third shutout in a Game 7 by a rookie in NHL history as the New York Islanders' Chico Resch was the first goalie to do so in 1975 at Pittsburgh...Bryzgalov led the NHL in GAA (1.46), SV% (.944) and shutouts (3).

SELANNE WITH ANOTHER DUCK RECORD: Ducks right wing Teemu Selanne had points in seven straight playoff games (Apr. 23-May 5), scoring 4-5=9 points, tying a club record for longest playoff point streak (also, Dmitri Mironov (0-8=8 points), Apr. 24-May 8, 1997).

PENNER IN THE FRANCHISE RECORD BOOK: With three assists in Game 3 (May 9) of the Conference Semifinals versus Colorado, Ducks left wing Dustin Penner tied the franchise record for most assists in a playoff game (done twice previously, Steve Rucchin, 4/21/99 @ DET and Petr Sykora, 4/26/03 @ DAL)...his three assists are the first ever recorded by a rookie in a single playoff game in team history.



ANAHEIM DUCKS

2006 PLAYOFF NOTES

RALLY: Anaheim's Western Conference Quarterfinal win versus Calgary marked the second time the club has ever rallied from a series deficit to win (also 1997, down 3-2 vs. PHX, won series 4-3).

DECIDING RECORD: With their 3-0 victory in Game 7 (May 3) of the Western Conference Quarterfinal at Calgary, the Ducks improved their record in Game 7s to 2-1...the win at Calgary was the Ducks' first series clinching game on the road...in their first ever Game 7 (April 29) versus Phoenix in the 1997 Conference Quarterfinals, the Ducks won 3-0...in Game 7 (June 9) of the 2003 Stanley Cup Finals, the Ducks dropped a 3-0 decision to the New Jersey Devils.

PERFECT IN GAME 6: With a 2-1 victory in Game 6 (May 1) in Anaheim, the Ducks extended their perfect record in Game 6s to four games...below is a list:

| Date | Series | Opponent Score |
|----------------|-------------|----------------|
| May 1, 2006 | CQF vs. CGY | W, 2-1 |
| June 7, 2003 | SCF vs. NJ | W, 5-2 |
| May 5, 2003 | CSF vs. DAL | W, 4-3 |
| April 27, 1997 | CQF @ PHX | W, 3-2 (OT) |

TWO FOR THE ROOKIES: Ducks defenseman Francois Beauchemin's two goals (both PPGs) in Game 3 of the Western Conference Quarterfinals set a club record for goals in a playoff game by a rookie...in addition, he tied the club record for most goals in a playoff game (eight times previously), most goals by a defenseman in a playoff game (J.J. Daigneault, Game 2 of CQF, April 18, 1997) and most power play goals in a playoff game (Adam Oates, Game 4 of WCF, May 16, 2003)...Dustin Penner tied the record with two goals in Game 4 (May 25) of the Western Conference Finals.

OH WHAT A NIGHT: In Game 3 (May 9) at Colorado in the Western Conference Semifinals, Joffrey Lupul scored all four of the Ducks goals, including the game-winner in overtime...in doing so, he became the first player in NHL playoff history to score four goals, including the overtime winner...the four-goal game was the first ever by a Ducks player in the postseason or regular season...he's the first player to account for all four of his team's goals in a win since Maurice "Rocket" Richard did so on March 23, 1944...the feat had been accomplished twice previously...prior to Lupul's four goals, the last player to score four goals in a playoff game was Theo Fleury on May 13, 1995 for the Flames in a 6-4 win over San Jose...below is a list of players to account for all four of their teams goals:

PLAYERS TO SCORE 4+ GOALS, ACCOUNTING FOR ALL HIS TEAM'S GOALS (NHL playoff history)

| Date | Teams | GOALS |
|------------|----------------|------------------------|
| 05/09/2006 | ANA 4 vs COL 3 | Joffrey Lupul 4 (win) |
| 04/26/1993 | NYI 4 at WAS 6 | Ray Ferraro 4 (loss) |
| 04/10/1986 | CHI 4 vs TOR 6 | Denis Savard 4 (loss) |
| 03/23/1944 | MTL 5 vs TOR 1 | Rocket Richard 5 (win) |
| 03/22/1919 | MTL 4 at SEA 2 | Newsy Lalonde 4 (win) |

LUPUL REWRITING THE BOOK: Ducks right wing Joffrey Lupul became the first Ducks player to score four goals in a playoff or regular season game...in addition, Lupul broke the playoff record for goals in a series; he had six in four games in the Western Conference Semifinal series versus Colorado (Paul Kariya and Teemu Selanne each had five goals in the 1997 Conference Quarterfinals versus Phoenix, seven games)...he has also eclipsed the record for goals in a playoff season with nine (seven was the previous record, done three times: Paul Kariya and Teemu Selanne in 1997, 11 games; and Steve Rucchin, 2003, 21 games)...his three-game goal streak (6-0=6) from May 7-11, is the longest goal streak in club playoff history.

ANAHEIM DUCKS

2006 PLAYOFF RECAPS



2006 WESTERN CONFERENCE FINAL

Game 5 (May 27, 2006) – ANAHEIM 1 vs. EDMONTON 2

OILERS TAKE SERIES

Francois Beauchemin scored the Ducks lone goal in a 2-1 Edmonton win...Scott Niedermayer and Teemu Selanne assisted on the power play goal...Niedermayer (0-3=3 points) and Selanne (1-3=4 points) each ended the 2006 Stanley Cup Playoffs with three-game assist streaks...

J.S. Giguere stopped 23-of-the-25 shots he faced...the Ducks went 1-11 on the power play.

PP: 1-8 PK: 6-7 SF: 46 SA: 23 TOI: S. Niedermayer (29:16)

GAME 4 (May 25, 2006) - ANAHEIM 6 @ EDMONTON 3

DUCKS SCORE A PLAYOFF TEAM RECORD SIX GOALS WIN

Dustin Penner and Joffrey Lupul each scored two goals for the Ducks in their 6-3 win over Edmonton...Ryan Getzlaf added a goal and an assist...Todd Marchant chipped in with three assists...Ruslan Salei scored the game winning goal...Teemu Selanne, Andy McDonald, Scott Niedermayer, Sean O'Donnell and Samuel Pahlsson all registered single assists...J.S. Giguere made the start in goal and made 20 saves in the win...Marchant (1-4=5), Penner (2-1=3), Lupul (2-1=3), Getzlaf (1-2=3), Selanne (1-2=3), O'Donnell (1-1=2), S. Niedermayer (0-2=2) and McDonald (0-2=2) all extended their respective point streaks to two games...Anaheim has outshot Edmonton in each game of this series.

PP: 1-8 PK: 6-7 SF: 46 SA: 23 TOI: S. Niedermayer (29:16)

GAME 3 (May 23, 2006) - ANAHEIM 4 @ EDMONTON 5

DUCKS BATTLE BACK BUT COME UP SHORT

Anaheim battled back from a 4-0 deficit but came up short in a 5-4 loss to Edmonton...Teemu Selanne and Todd Marchant each recorded a goal and an assist...Sean O'Donnell and Chris Kunitz also scored goals for the Ducks...Andy McDonald, Dustin Penner, Vitaly Vishnevski, Ryan Getzlaf, Joffrey Lupul and Scott Niedermayer all recorded single assists...Ilya Bryzgalov made the start in goal for Anaheim and stopped 17 shots...the Ducks have out shot the Oilers in every game of the series...

PP: 0-7 PK: 6-8 SF: 38 SA: 22 TOI: Beauchemin (33:17)

GAME 2 (May 21, 2006) - EDMONTON 3 @ ANAHEIM 1

ROLOSON SHINES AS OILERS TAKE 2-0 SERIES LEAD

Dwayne Roloson stopped 33 of the 34 shots he faced as the Oilers beat the Ducks 3-1...Jeff Friesen scored the Ducks' goal on assists from Samuel Pahlsson and Rob Niedermayer...Ilya Bryzgalov made 22 saves in goal for Anaheim.

PP: 0-5 PK: 2-3 SF: 34 SA: 25 TOI: S. Niedermayer (29:13)

GAME 1 (May 19, 2006) - EDMONTON 3 @ ANAHEIM 1

OILERS SNAP DUCKS WINNING STREAK

Edmonton's second period power play goal broke a 1-1 tie and the Oilers added an empty net goal to beat Anaheim 3-1...Andy McDonald scored the Ducks lone goal on assists from Francois Beauchemin and Scott Niedermayer...Ilya Bryzgalov stopped 23 of 25 shots in goal...S. Niedermayer extended his assist streak (0-2=2 points) to two games...McDonald extended his point streak (1-1=2 points) to two games.

PP: 1-8 PK: 4-5 SF: 32 SA: 26 TOI: S. Niedermayer (27:46)

2006 WESTERN CONFERENCE SEMIFINALS

GAME 4 (May 11, 2006) - ANAHEIM 4 @ COLORADO 1

DUCKS SWEEP AVS TO ADVANCE TO THE CONFERENCE FINALS

Ilya Bryzgalov stopped 40-of-41 shots and Todd Marchant added two goals as the Ducks defeated the Avalanche 4-1 to advance to the conference finals...Marchant's two goals set a career playoff high and with an assist, his three points (2-1=3) are also a career playoff high...Dustin Penner added a goal and an assist to extend his assist streak (1-5=6) to three games, his goal was his first career NHL playoff game...Teemu Selanne also scored for the Ducks...Scott Niedermayer, Chris Kunitz, Andy McDonald, Joffrey Lupul and Sean O'Donnell all added single assists...Lupul's assist extended his point streak (6-1=7) to four games...Marchant's assist pushed his point streak (2-4=6 points) to three games...O'Donnell has an assist in each of the last two games...for the six consecutive game the Ducks did not allow a power play goal against.

PP: 0-3 PK: 5-5 SF: 34 SA: 41 TOI: S. Niedermayer (25:54)

GAME 3 (May 9, 2006) - ANAHEIM 4 @ COLORADO 3 (OT)

DUCKS TAKE 3-0 LEAD ON LUPUL'S RECORD FOUR GOALS

The Ducks extended their winning streak to five games as they defeated the Avalanche 4-3 in overtime in Game 3...Joffrey Lupul scored all four of the Ducks goals...Lupul is the first Duck to score four goals in any game, including playoffs and regular season...in addition, Lupul set a club record for most goals in a playoff series, giving him six this round (previously five, held by Paul Kariya and Teemu Selanne vs. Phoenix in the first round in 1997)...Dustin Penner tied a club record for most assists in a playoff game with three (0-3=3)...Lupul extended his goal streak (6-0=6) to three games...Ilya Bryzgalov's scoreless minute streak was snapped at 249:15, the second longest in NHL playoff history...Bryzgalov stopped 26-of-the-29 shots he faced, including five in overtime...Vitaly Vishnevski, Todd Marchant and Sean O'Donnell all recorded single assists...Marchant (0-3=3) and Penner (0-4=4) each extended their respective assist streaks to two games.

PP: 0-5 PK: 8-8 SF: 39 SA: 29 TOI: F. Beauchemin (35:16)



ANAHEIM DUCKS

2006 PLAYOFF RECAPS

GAME 2 (May 7, 2006) - COLORADO 0 @ ANAHEIM 3 DUCKS TAKE 2-0 LEAD AS BRYZGALOV POSTS THIRD STRAIGHT SHUTOUT

For the third game in a row, Ilya Bryzgalov recorded a shutout tying an NHL record for consecutive shutouts in the playoffs...with the shutout, Bryzgalov extended his scoreless minutes streak to 229:42, the fourth longest in NHL history...in addition, he has stopped 92 consecutive shots...Ryan Getzlaf, Ruslan Salei and Joffrey Lupul all scored for the Ducks...Todd Marchant recorded two assists...Scott Niedermayer, Chris Kunitz and Dustin Penner all collected single assists...the Ducks have scored 13 unanswered goals and killed the last 23 penalties against successfully...Lupul extended his goal streak (2-0=2 points) to two games...Kunitz (1-2=3 points) and Getzlaf (1-1=2) both extended their point streaks to two games...Penner's assist was his first career playoff point...for the fourth consecutive game, the Ducks did not allow a power play goal.

PP: 1-6 **PK:** 6-6 **SF:** 35 **SA:** 22 **TOI:** F. Beauchemin (27:18)

GAME 1 (May 5, 2006) - COLORADO 0 @ ANAHEIM 5 DUCKS BRYZGALOV POSTS SECOND STRAIGHT SHUTOUT AS DUCKS TAKE SERIES LEAD

With a 5-0 shutout victory over Colorado, the Ducks tied a club record for most goals scored in a playoff game...in addition, the Ducks have scored 10 unanswered goals, dating back to Game 6 (May 1) versus Calgary in the Western Conference Quarterfinals...the Ducks four second-period goals also set a club playoff record for most goals in a game...Ilya Bryzgalov became the first rookie goaltender to record consecutive shutouts since 1945...with 1-2=3 points, Teemu Selanne extended his point streak (4-5=9) to seven games...Chris Kunitz added 1-1=2 points, establishing a playoff single game career high...Samuel Pahlsson, Teemu Selanne, Joffrey Lupul and Travis Moen all scored goals for the Ducks...Francois Beauchemin collected two assists...Jeff Friesen, Rob Niedermayer and Ryan Getzlaf all collected single assists...Friesen extended his point streak (1-1=2) to two games...Moen's goal was his first career playoff goal/point.

PP: 1-5 **PK:** 5-5 **SF:** 34 **SA:** 29 **TOI:** F. Beauchemin (25:35)

2006 WESTERN CONFERENCE QUARTERFINALS

GAME 7 (May 3, 2006) - ANAHEIM 3 @ CALGARY 0 DUCKS SHUTOUT FLAMES TO CLINCH SERIES

Ilya Bryzgalov stopped all 22 shots he faced as the Ducks shutout the Flames 3-0 to advance to the Western Conference Semifinals...the shutout was the first of Bryzgalov's career...Teemu Selanne (GWG), Ruslan Salei and Jeff Friesen all scored goals for the Ducks...with an assist, Salei set a single-game playoff career high in points (1-1=2)...Andy McDonald and Teemu Selanne also recorded single assists...Francois Beauchemin led all skaters in TOI.

PP: 0-2 **PK:** 4-4 **SF:** 32 **SA:** 22 **TOI:** F. Beauchemin (29:50)

GAME 6 (May 1, 2006) - CALGARY 1 @ ANAHEIM 2 DUCKS GET LATE THIRD PERIOD GOAL TO FORCE GAME 7

Scott Niedermayer scored with 5:27 left in regulation to give the Ducks a 2-1 victory over Calgary and force Game 7...Teemu Selanne also scored for the Ducks...Andy McDonald, Chris Kunitz, Corey Perry and Ryan Getzlaf all registered single assists for the Ducks...Ilya Bryzgalov stopped 21-of-the-22 shots he faced for his first career playoff victory...Selanne extended his scoring streak (2-3=5) to five games...McDonald pushed his point streak (1-3=4) to three games...S. Niedermayer once again led all skater in TOI with 30:38.

PP: 1-9 **PK:** 5-5 **SF:** 30 **SA:** 22 **TOI:** S. Niedermayer (30:38)

GAME 5 (April 29, 2006) - ANAHEIM 2 @ CALGARY 3 DUCKS RALLY BUT CAN'T GET EQUALIZER

Anaheim scored two third period goals to rally but came up short and lost to Calgary 3-2...Rob Niedermayer scored with 33 seconds remaining to pull the Ducks within one goal...Andy McDonald scored his first career playoff goal to put the Ducks on the board...Francois Beauchemin collected two assists...Teemu Selanne and Samuel Pahlsson each collected single assists...JS Giguere made the start in goal for Anaheim and stopped 5 of 8 shots in 20:39 of play...Ilya Bryzgalov stopped all 19 shots he faced in 36:44 of relief.

PP: 2-6 **PK:** 3-4 **SF:** 28 **SA:** 27 **TOI:** S. Niedermayer (27:47)

GAME 4 (April 27, 2006) - CALGARY 2 @ ANAHEIM 3 (OT) DUCKS TIE SERIES ON O'DONNELL'S OT WINNER

Sean O'Donnell scored at 1:36 into overtime as the Ducks won 3-2 and tied the series at 2-2...O'Donnell's goal was his first career playoff game winning goal...Ryan Getzlaf and Teemu Selanne also scored for the Ducks...Getzlaf's goal was his first career NHL playoff goal and Selanne's was his first of this postseason...Andy McDonald collected two assists for his first career playoff points...Corey Perry, Vitaly Vishnevski, Scott Niedermayer and Chris Kunitz all registered single assists...JS Giguere made the start in goal for the Ducks and stopped 25-of-27 shots in the win while extending his playoff OT scoreless streak to 170:03...Travis Moen and Dustin Penner each made their NHL Stanley Cup Playoff debut...S. Niedermayer extended his assist streak (1-3=4) to three games...Selanne extended his point streak (1-2=3) to three games and Perry pushed his assist streak (0-2=2) to two games.

PP: 1-7 **PK:** 6-6 **SF:** 30 **SA:** 27 **TOI:** S. Niedermayer (29:24)

GAME 3 (APRIL 25, 2006) - CALGARY 5 @ ANAHEIM 2 FLAMES SCORE THREE ON POWER PLAY TO DOWN DUCKS

Calgary scored three power play goals as they defeated the Ducks 5-2 in Game 3...Francois Beauchemin scored both of the Ducks goals,

ANAHEIM DUCKS

2006 PLAYOFF RECAPS



both on the power play...the goals were the first of Beauchemin's NHL playoff career...Scott Niedermayer assisted on each of the goals... Corey Perry and Teemu Selanne both collected single assists...Perry's assist was his first career NHL playoff point...S. Niedermayer (1-2=3), Beauchemin (2-1=3) and Selanne (0-2=2) extended their respective point streaks to two games...the loss snapped the Ducks seven-game home winning streak, the last time the Ducks lost a home playoff game was Game 3 (April 28) of the 2003 CSF.

PP: 3-7 **PK:** 2-9 **SF:** 29 **SA:** 24 **TOI:** S. Niedermayer (28:50)

GAME 2 (APRIL 23, 2006) - ANAHEIM 4 @ CALGARY 3 **DUCKS TIE UP SERIES**

Four different Ducks scored as Anaheim evened the series 1-1...Samuel Pahlsson scored the game winning goal...Chris Kunitz, Scott Niedermayer (SHG) and Joffrey Lupul all scored for the Ducks...Kunitz and Lupul each recorded their first playoff goal/point...JS Giguere made the start in goal and stopped 22 shots en route to the win...Francois Beauchemin, Teemu Selanne, Ruslan Salei, Todd Marchant and Jonathan Hedstrom all collected single assists for the Ducks...with their respective assists, Beauchemin and Hedstrom each recorded their first playoff point...Marchant has recorded an assist in each of the Ducks' playoff games.

PP: 0-6 **PK:** 10-12 **SF:** 20 **SA:** 25 **TOI:** S. Niedermayer (29:25)

GAME 1 (APRIL 21, 2006) - ANAHEIM 1 @ CALGARY 2 (OT) **FLAMES SNAP DUCKS OT WIN STREAK**

Darren McCarty scored at 9:45 into overtime as the Flames beat the Ducks 2-1, snapping the Ducks seven-game playoff overtime winning streak...Jeff Friesen scored his 16th career playoff goal, his first as a Duck...Rob Niedermayer and Todd Marchant had the assists...Ilya Bryzgalov stopped 28 of the 30 shots he faced in goal in his first career playoff start...the Ducks outshot the Flames, 34-30 and won 53% of the faceoffs...Byrzgalov, Joffrey Lupul, Jonathan Hedstrom, Andy McDonald, Francois Beauchemin, Joe DiPenta, Chris Kunitz, Ryan Getzlaf and Corey Perry all made their NHL playoff debuts...Scott Niedermayer led all skaters in TOI with 32:03.

PP: 0-5 **PK:** 5-5 **SF:** 34 **SA:** 30 **TOI:** S. Niedermayer (32:03)



ANAHEIM DUCKS

2003 PLAYOFF STATS

| POS | NO. | PLAYER | GP | AVG | | | +/- | PIM | PP | SH | GW | OT | S | PCTG | |
|---------------------------|-----|-------------------|------------|-------------|-------------|-----------|----------|----------|-----------|-----------|-----------|------------|-------------|------|------|
| | | | | TOI | G | A | | | | | | | | | PTS |
| C | 77 | Adam Oates | 21 | 19:15 | 4 | 9 | 13 | 2 | 6 | 3 | 0 | 1 | 0 | 18 | 22.2 |
| R | 39 | Petr Sykora | 21 | 18:38 | 4 | 9 | 13 | 3 | 12 | 1 | 0 | 2 | 2 | 58 | 6.9 |
| L | 9 | Paul Kariya | 21 | 21:14 | 6 | 6 | 12 | 0 | 6 | 0 | 0 | 1 | 1 | 53 | 11.3 |
| L | 12 | Mike Leclerc | 21 | 19:01 | 2 | 9 | 11 | 3 | 12 | 1 | 0 | 2 | 1 | 55 | 3.6 |
| C | 20 | Steve Rucchin | 21 | 23:34 | 7 | 3 | 10 | -2 | 2 | 1 | 0 | 2 | 1 | 46 | 15.2 |
| C | 44 | Rob Niedermayer | 21 | 23:34 | 3 | 7 | 10 | -5 | 18 | 0 | 2 | 0 | 0 | 41 | 7.3 |
| R | 32 | Steve Thomas | 21 | 15:12 | 4 | 4 | 8 | 2 | 8 | 2 | 0 | 3 | 1 | 40 | 10.0 |
| D | 8 | Sandis Ozolinsh | 21 | 23:37 | 2 | 6 | 8 | 8 | 10 | 0 | 0 | 1 | 0 | 39 | 5.1 |
| L | 23 | Stanislav Chistov | 21 | 13:21 | 4 | 2 | 6 | 4 | 8 | 0 | 0 | 1 | 0 | 33 | 12.1 |
| C | 26 | Samuel Pahlsson | 21 | 16:40 | 2 | 4 | 6 | 1 | 12 | 0 | 0 | 0 | 0 | 24 | 8.3 |
| D | 24 | Ruslan Salei | 21 | 26:05 | 2 | 3 | 5 | 3 | 26 | 0 | 0 | 1 | 1 | 33 | 6.1 |
| L | 10 | Jason Krog | 21 | 12:10 | 3 | 1 | 4 | 3 | 4 | 0 | 0 | 0 | 0 | 23 | 13.0 |
| D | 3 | Keith Carney | 21 | 26:39 | 0 | 4 | 4 | 3 | 16 | 0 | 0 | 0 | 0 | 26 | 0.0 |
| D | 28 | Niclas Havelid | 21 | 25:41 | 0 | 4 | 4 | 0 | 2 | 0 | 0 | 0 | 0 | 29 | 0.0 |
| D | 34 | Kurt Sauer | 21 | 20:44 | 1 | 1 | 2 | 3 | 6 | 0 | 1 | 1 | 0 | 8 | 12.5 |
| C | 11 | Marc Chouinard | 15 | 7:16 | 1 | 0 | 1 | 1 | 0 | 0 | 0 | 0 | 0 | 11 | 9.1 |
| R | 21 | Dan Bylsma | 11 | 9:44 | 0 | 1 | 1 | 3 | 2 | 0 | 0 | 0 | 0 | 12 | 0.0 |
| G | 35 | J.S. Giguere | 21 | 67:00 | 0 | 1 | 1 | 0 | 0 | 0 | 0 | 0 | 0 | 0 | 0.0 |
| D | 5 | Vitaly Vishnevski | 21 | 10:01 | 0 | 1 | 1 | -3 | 6 | 0 | 0 | 0 | 0 | 8 | 0.0 |
| D | 2 | Fredrik Olausson | 1 | 3:19 | 0 | 0 | 0 | 0 | 0 | 0 | 0 | 0 | 0 | 0 | 0.0 |
| L | 14 | Cam Severson | 1 | 2:24 | 0 | 0 | 0 | 0 | 0 | 0 | 0 | 0 | 0 | 0 | 0.0 |
| G | 29 | Martin Gerber | 2 | 10:01 | 0 | 0 | 0 | 0 | 0 | 0 | 0 | 0 | 0 | 0 | 0.0 |
| L | 22 | Alexei Smirnov | 4 | 4:21 | 0 | 0 | 0 | 0 | 2 | 0 | 0 | 0 | 0 | 3 | 0.0 |
| R | 18 | Patric Kjellberg | 10 | 10:30 | 0 | 0 | 0 | -2 | 0 | 0 | 0 | 0 | 0 | 6 | 0.0 |
| POS NO. GOALTENDER | | | GPI | MINS | AVG | W | L | T | EN | SO | GA | SA | SV % | | |
| G | 35 | J.S. Giguere | 21 | 1407 | 1.62 | 15 | 6 | - | 1 | 5 | 38 | 697 | .945 | | |
| G | 29 | Martin Gerber | 2 | 20 | 3.00 | 0 | 0 | - | 0 | - | 1 | 6 | .833 | | |
| TOTALS | | | 21 | 1428 | 1.68 | 15 | 6 | - | 1 | 5 | 40 | 704 | .943 | | |

* Rookie

ANAHEIM DUCKS

2003 PLAYOFF NOTES



Ducks Capture First Western Conference Championship: The Ducks finished the 2003 playoffs with a record of 15-6, recording the highest winning percentage in the NHL (.714)...the Ducks had a 9-1 record at home during the playoffs, second only to New Jersey's 12-1 mark...Anaheim swept the Minnesota Wild to win the Western Conference Championship, advancing to the Stanley Cup Finals for the first time in club history...the Ducks became the second post 1990's expansion team to reach the Finals, following the Florida Panthers in 1996 (vs. Colorado)...since the NHL assumed control of the Stanley Cup Finals after the 1926 season, the Ducks were only the fourth team in league history from the Pacific Time Zone to reach the Finals (Vancouver in 1994 and 1982, Los Angeles in 1993).

Team Defense Leads To NHL Record: The Ducks set an NHL record in their Western Conference Finals series vs. Minnesota, allowing the fewest goals against in a best-of-7 series by allowing just a single marker to the Wild...Andrew Brunette scored at 4:37 of the first period in Game Four to notch the first Minnesota goal...the 1935 Toronto Maple Leafs and 1952 Detroit Red Wings each surrendered two goals in four-game series.

Overtime Magic For Ducks in 2003: The Ducks went 7-0 in overtime in the 2003 playoffs, becoming the first team in NHL playoff history to go undefeated in OT when playing in at least six such contests...the seven consecutive overtime wins was second only to the 1993 Canadiens (10) for consecutive OT wins during one playoff season (Montreal finished 10-1 in OT)...Anaheim was the first team in NHL history to win four games in overtime in their first six postseason contests (Ducks were also the sixth team in NHL history to PLAY in four OT games in the first six playoff contests)...the Ducks also became the first team since the 1994 Vancouver Canucks (April 26-30) to win three straight playoff games in overtime (no team has ever won four straight)...the Ducks won three straight spanning Game 4 of the conference Quarter-Finals (Apr. 16) and Games 1 & 2 of the conference Semi-Finals (Apr. 24-26)...the Ducks had six different goal scorers in the seven overtime games (Sykora had two; Kariya, Rucchin, Leclerc, Thomas and Salei had one).

Ducks Take Care Of Business At Home: The Ducks finished 9-1 at home in the playoffs, including seven-straight home wins to end the postseason (second longest of '03 playoffs, behind New Jersey's eight)...the club's only loss was a 2-1 setback to Dallas in Game 3 of the Conf. Semifinals...the Ducks earned a record of 3-1 in Game 3, 4-0 in Game Four and 2-0 in Game 6...the club out-scored the opposition 26-to-13 at home this postseason...the Ducks allowed one-goal-or-fewer on five occasions.

Taking The Toughest Path: The Ducks became the first team in NHL history to knock off the top two conference seeds in the first two rounds of the playoffs (NHL began re-seeding following each playoff round in 1998-99)...the Ducks defeated the Stanley Cup Champion Detroit Red Wings 4-0 in the first round and the #1 seeded Dallas Stars 4-2...the 1995-96 Panthers knocked off No. 1 and No. 2 seeds (Philly and Pittsburgh) in conference Semi-Finals and Finals.

Games One And Two Have Road Winners: The ANAHEIM DUCKS were the first team in NHL history to win the first two games on the road in three consecutive series...the Ducks took the first two games in Detroit, Dallas & Minnesota before losing the first two in New Jersey in the Finals.



ANAHEIM DUCKS

2003 PLAYOFF RECAPS

STANLEY CUP FINALS

5/27/03 Anaheim 0 @ New Jersey 3 - Anaheim was shutout in the playoffs for the third time in franchise history...Jean-Sebastien Giguere and the Ducks saw their five-game winning streak end...the Devils third goal was an empty-netter at 19:38 of the third period.

PP: 0-2 PK: 1-1 SF: 16 SA: 30

5/29/03 Anaheim 0 @ New Jersey 3 - The Devils scored two second period goals and did not allow an Anaheim marker in a 3-0 win at Continental Airlines Arena...the Ducks were led in shots by Ruslan Salei, who had three...Anaheim won 63.3% of the game's faceoffs, going 38-for-60 on the night.

PP: 0-3 PK: 3-4 SF: 16 SA: 25

5/31/03 New Jersey 2 @ Anaheim 3 (OT) - Ruslan Salei's shot beat Martin Brodeur at 6:59 of the first overtime period and the Ducks won 3-2 at the Arrowhead Pond...Sandis Ozolinsh (1-1=2) and Marc Chouinard also scored for the Ducks in the second period...Jean-Sebastien Giguere posted an assist on Ozolinsh's goal, while Adam Oates had a helper on his fourth straight overtime goal by the Ducks.

PP: 0-2 PK: 4-4 SF: 33 SA: 31

6/2/03 New Jersey 0 @ Anaheim 1 (OT) - Steve Thomas scored just 39 seconds into overtime to give the Ducks their second consecutive victory and even the series 2-2...J.S. Giguere posted his fifth shutout of the 2003 Playoffs...Samuel Pahlsson and Sandis Ozolinsh each had assists.

PP: 0-1 PK: 3-3 SF: 26 SA: 26

6/5/03 Anaheim 3 @ New Jersey 6 - The Ducks scored first and twice tied the score, but the Devils won 6-3 at Continental Airlines Arena... Petr Sykora scored a goal 42 seconds into the game...Steve Rucchin and Samuel Pahlsson also had goals for the Ducks...New Jersey scored the game's final three goals...Adam Oates, Paul Kariya, Rob Niedermayer and Keith Carney each had single assists...the Ducks had one power play compared with the Devils four opportunities.

PP: 0-1 PK: 4-4 SF: 23 SA: 37

6/7/03 New Jersey 2 @ Anaheim 5 - The Ducks scored a team playoff record five goals in a game, including three in the first period to win 5-2 in Game 6 at the Arrowhead Pond...Steve Rucchin scored the game's first two goals, while Steve Thomas, Paul Kariya (1-2=3) and Petr Sykora (1-2=3) also lit the lamp...Mike Leclerc, Rob Niedermayer, Keith Carney, Adam Oates, Stanislav Chistov and Niclas Havelid each had single assists...the Ducks moved their all-time record to 3-0 in Game 6 of the playoffs.

PP: 2-8 PK: 2-3 SF: 24 SA: 28

6/9/03 Anaheim 0 @ New Jersey 3 - The Ducks' tremendous playoff RUN ended in a 3-0 defeat in Game 7...Michael Rupp scored the game-winner in the second period and Jeff Friesen added two goals...Martin Brodeur stopped 24 shots in the win, while Conn Smythe winner Jean-Sebastien Giguere made 22 saves for Anaheim.

PP: 0-1 PK: 2-2 SF: 24 SA: 25

WESTERN CONFERENCE FINALS

5/10/03 Anaheim 1 @ Minnesota 0 (2OT) - Petr Sykora scored his second overtime goal of the playoffs and Jean-Sebastien Giguere earned his second shutout of the postseason as the Ducks won 1-0 at Xcel Energy Center...Mike Leclerc and Adam Oates had the assists on Sykora's game-winning goal...Minnesota had five power plays compared with the Ducks one man-advantage.

PP: 0-1 PK: 5-5 SF: 26 SA: 39

5/12/03 Anaheim 2 @ Minnesota 0 - The Ducks used two shorthanded goals and a second consecutive shutout to go up 2-0 in the best-of-seven series...in the process the Ducks became the first team in NHL history to go 6-0 on the road in Games 1 & 2 of the first three rounds... Jean-Sebastien Giguere stopped all 24 shots he faced...Kurt Sauer scored the first game-winning goal of his career...Rob Niedermayer added an insurance marker in he third period...each goal in the game came shorthanded for the first time in NHL playoff history (games where 2-or-more goals have been scored)...Steve Rucchin and Dan Bylsma each had single assists.

PP: 0-3 PK: 3-3 SF: 22 SA: 24

5/14/03 Minnesota 0 @ Anaheim 4 - Jean-Sebastien Giguere and the Ducks earned their third consecutive shutout, and Paul Kariya scored two goals to match a career playoff high...Steve Rucchin scored the game-winner in the first period, while Stanislav Chistov tallied his fourth of the postseason...Adam Oates and Petr Sykora each had two assists...Mike Leclerc, Rob Niedermayer, Vitaly Vishnevski and Samuel Pahlsson each had single assists.

PP: 0-4 PK: 4-4 SF: 32 SA: 35

5/16/03 Minnesota 1 @ Anaheim 2 - The Ducks swept their second team of the Stanley Cup Playoffs (also Detroit) with a 2-1 win at the Pond...Adam Oates scored two power play goals and Jean-Sebastien Giguere stopped 24-of-25 shots...Mike Leclerc had two assists...Rob Niedermayer and Niclas Havelid also had assists...the Ducks scored multiple power play goals for the first time in the postseason.

ANAHEIM DUCKS

2003 PLAYOFF RECAPS



PP: 2-3 PK: 3-4 SF: 28 SA: 25

WESTERN CONFERENCE SEMIFINALS

4/24/03 Anaheim 4 @ Dallas 3 (5OT) - Petr Sykora scored the game-winning goal in the fifth overtime period (48 seconds into the frame) as the Ducks took Game 1 @ American Airlines Arena...the game was the fourth longest in NHL history (140:48)...Steve Rucchin, Rob Niedermayer (shorthanded) and Jason Krog were the other goal scorers for Anaheim...Keith Carney logged a team-high 56:20 TOI and a game-high 83 shifts...Mike Leclerc earned two assists, including one of the GWG...Sandis Ozolinsh, Ruslan Salei and Adam Oates also had helpers...J.S. Giguere became the first goaltender to post two 60-save performances in a single playoff season.

PP: 0-3 PK: 3-3 SF: 54 SA: 63

4/26/03 Anaheim 3 @ Dallas 2 (OT) - Mike Leclerc scored his first career playoff goal at 1:44 of the first overtime period to give the Ducks a 2-0 lead on the Stars...Petr Sykora had an assist on each of the Ducks goals for his first career three-assist playoff game...Adam Oates scored a power play goal and had an assist...Paul Kariya had two assists...Rob Niedermayer scored to tie the score and force overtime at 18:51 of the third period.

PP: 1-6 PK: 1-2 SF: 27 SA: 31

4/28/03 Dallas 2 @ Anaheim 1 - Steve Rucchin netted his third goal of the playoffs in the first period to forge a tie, but Dallas scored the game's final goal at 3:41 of the second period and won 2-1 at the Arrowhead Pond...Paul Kariya and Niclas Havelid each had assists on Rucchin's power play marker...Jean-Sebastien Giguere stopped 30-of-32 shots on net.

PP: 1-4 PK: 3-4 SF: 32 SA: 32

4/30/03 Dallas 0 @ Anaheim 1 - Mike Leclerc scored his second game-winning goal in three games with a power play marker at 18:13 of the third period and Jean-Sebastien Giguere posted his first career playoff shutout in the 1-0 at the Arrowhead Pond...the Ducks took a 3-1 lead in the best-of-seven series...Sandis Ozolinsh and Ruslan Salei each had assists on the goal.

PP: 1-5 PK: 0-5 SF: 22 SA: 28

5/3/03 Anaheim 1 @ Dallas 4 - Anaheim lost to Dallas 4-1 with Paul Kariya scoring the lone Anaheim marker...Ruslan Salei and Steve Thomas each had single assists...Martin Gerber relieved JS Giguere in the third period and faced his first playoff shots, stopping 5-of-6 in 20 minutes of play.

PP: 0-6 PK: 2-2 SF: 15 SA: 25

5/5/03 Dallas 3 @ Anaheim 4 - Sandis Ozolinsh (1-1=2) scored the game-winning goal at 18:54 of the third period to give the Ducks a series-clinching 4-3 victory over Dallas at the Arrowhead Pond...Steve Thomas scored 1-2=3 points, including the first goal of the game...Stanislav Chistov and Ruslan Salei each had goals as well...Steve Rucchin, Jason Krog, Samuel Pahlsson and Mike Leclerc each had single assists.

PP: 1-3 PK: 2-3 SF: 26 SA: 29

WESTERN CONFERENCE QUARTERFINALS

4/10/03 Anaheim 2 @ Detroit 1 (3OT) - Jean-Sebastien Giguere stopped 63 shots and Paul Kariya scored the triple-overtime game-winning goal in the third extra session as Anaheim took a 1-0 series lead over Detroit with a 2-1 win...Adam Oates scored a first-period goal for the Ducks after Brendan Shanahan started the game's scoring with a power play marker for Detroit...Niclas Havelid and Steve Rucchin had assists on Kariya's game winner, while Mike Leclerc and Kurt Sauer had helpers on the Oates goal...Giguere's 63 saves were the most by a netminder making his Stanley Cup Playoff debut.

PP: 0-4 PK: 3-4 SF: 44 SA: 64

4/12/03 Anaheim 3 @ Detroit 2 - Steve Thomas (1-1=2) and Jason Krog both scored late third period goals to give the Ducks a 3-2 win at Joe Louis Arena and a 2-0 lead in the best of seven series...Stanislav Chistov started the game's scoring with a goal in the first period...Rob Niedermayer had two assists...Samuel Pahlsson and Sandis Ozolinsh also had single assists...Jean Sebastien Giguere stopped 34 -of-36 shots he faced.

PP: 0-3 PK: 2-2 SF: 23 SA: 36

4/14/03 Detroit 1 @ Anaheim 2 - Stanislav Chistov scored the game-winning goal in the third period after Samuel Pahlsson scored the game's first goal as the Ducks won 2-1 at the Arrowhead Pond...Chistov also earned an assist on Pahlsson's goal...J.S. Giguere stopped 36-of-37 shots to earn his third straight win and his third straight #1 star selection.

PP: 0-3 PK: 3-4 SF: 26 SA: 37

4/16/03 Detroit 2 @ Anaheim 3 (OT) - Steve Rucchin scored the overtime game-winning goal at 6:53 of the first extra session to seal a 4-0 series win for the Ducks...Paul Kariya and Jason Krog were the other goal scorers for the Ducks...Keith Carney earned two assists, including the set-up on Rucchin's game-winner... Petr Sykora, Adam Oates and Rob Niedermayer each had single assists.

PP: 2-0-4 PK: 4-4 SF: 27 SA: 34



ANAHEIM DUCKS

1999 PLAYOFF NOTES/STATS

A Second Appearance in the Postseason: The Ducks finished the regular season with a 35-34-13 mark for 83 points, finishing sixth in the Western Conference. The Detroit Red Wings finished 43-32-7 for 93 points in the regular season, finishing third in the Western Conference. The two clubs met in the first round of the 1999 NHL Playoffs; the Ducks' second appearance in the post-season and the second playoff meeting in three years between Anaheim and Detroit. The Red Wings won the series four games to none, ending the Ducks' season with a 3-0 win @ Anaheim on Apr. 27. Teemu Selanne (2-2=4) and Paul Kariya (1-3=4) led Anaheim in playoff scoring. Marty McInnis co-led the team in goals with two power play tallies (tying with Selanne). Steve Yzerman led the Red Wings with 5-2=7 points in the series, including three power play goals. Brendan Shanahan (3-3=6), Sergei Fedorov (1-5=6) and Nicklas Lidstrom (0-6=6) all had six points in the four games. Chris Osgood was 4-0 with a 1.50 GAA in the series.

April 21, 1999 - Anaheim 3 @ Detroit 5: Paul Kariya (1-2=3) and Steve Rucchin (0-3=3) earned three-point games each for the Ducks in a 5-3 Detroit win...Marty McInnis (first career playoff goal) scored the first goal of the game on the power play and Teemu Selanne netted a goal in the third...Rucchin's three assists were a Ducks playoff record...Guy Hebert left the game midway through the second period after getting hit in the head and was relieved by Tom Askey, who stopped nine-of-11 shots in his NHL playoff debut.

April 23, 1999 - Anaheim 1 @ Detroit 5: Teemu Selanne scored Anaheim's lone goal on the power play from Paul Kariya and Fredrik Olausson...three of Detroit's five scores came with the man-advantage, going 3-of-9 on the evening.

April 25, 1999 - Detroit 4 @ Anaheim 2: Sergei Fedorov scored the first goal of the game early in the first period before Marty McInnis and Jason Marshall (first career playoff goal) scored to put the Ducks ahead by a 2-1 score...both clubs went 2-for-6 on the power play and finished with 24 shots on goal.

April 27, 1999 - Detroit 3 @ Anaheim 0: Chris Osgood stopped all 31 shots he faced in a 3-0 win, clinching the series for the Red Wings... Detroit outshot Anaheim 38-31. Paul Kariya missed the contest with a broken left foot, suffered late in Game Three.

1999 PLAYOFF GAME-BY-GAME

| Game | Date | Opponent | Result | Record | Ducks Goals (by #) | Ana. Goaltender(s) | Attendance |
|---|------|-----------|--------|--------|--------------------|--------------------|------------|
| Conference Quarterfinals vs. Detroit | | | | | | | |
| 1 | 4/21 | @ Detroit | 3-5 L | 0-1 | 16, 9, 8 | Hebert/ASKEY | 19,983 |
| 2 | 4/23 | @ Detroit | 1-5 L | 0-2 | 8 | Hebert | 19,983 |
| 3 | 4/25 | DETROIT | 2-4 L | 0-3 | 16, 23 | Hebert | 17,174 |
| 4 | 4/27 | DETROIT | 0-3 L | 0-4 | none | Hebert | 17,174 |

Goal Key: underline = power play goal, * = shorthanded goal, bold = game-winning goal, + = game-tying goal, \$ = empty net goal, italic = penalty shot goal ^ = sellout at the Arrowhead Pond of Anaheim. When two goaltenders play in one game, all caps received decision

1999 STANLEY CUP PLAYOFF SCORING

| POS | NO. | PLAYER | GP | G | A | PTS | +/- | PIM | PP | SH | GW | GT | S | PCTG |
|-----|-----|------------------|----|---|---|-----|-----|-----|----|----|----|----|----|------|
| R | 8 | Teemu Selanne | 4 | 2 | 2 | 4 | -1 | 2 | 1 | 0 | 0 | 0 | 7 | 28.6 |
| L | 9 | Paul Kariya | 3 | 1 | 3 | 4 | 0 | 0 | 0 | 0 | 0 | 0 | 11 | 9.1 |
| C | 20 | Steve Rucchin | 4 | 0 | 3 | 3 | 0 | 0 | 0 | 0 | 0 | 0 | 10 | .0 |
| L | 16 | Marty McInnis | 4 | 2 | 0 | 2 | -1 | 2 | 2 | 0 | 0 | 0 | 12 | 16.7 |
| D | 2 | Fredrik Olausson | 4 | 0 | 2 | 2 | -4 | 4 | 0 | 0 | 0 | 0 | 6 | .0 |
| D | 23 | Jason Marshall | 4 | 1 | 0 | 1 | -1 | 10 | 1 | 0 | 0 | 0 | 5 | 20.0 |
| C | 39 | Travis Green | 4 | 0 | 1 | 1 | -4 | 4 | 0 | 0 | 0 | 0 | 12 | .0 |
| D | 7 | Pavel Trnka | 4 | 0 | 1 | 1 | -3 | 2 | 0 | 0 | 0 | 0 | 2 | .0 |
| D | 34 | Dan Trebil | 1 | 0 | 0 | 0 | 0 | 2 | 0 | 0 | 0 | 0 | 0 | .0 |
| G | 35 | *Tom Askey | 1 | 0 | 0 | 0 | 0 | 0 | 0 | 0 | 0 | 0 | 0 | .0 |
| C | 22 | *Johan Davidsson | 1 | 0 | 0 | 0 | 0 | 0 | 0 | 0 | 0 | 0 | 0 | .0 |
| L | 12 | *Mike Leclerc | 1 | 0 | 0 | 0 | 0 | 0 | 0 | 0 | 0 | 0 | 1 | .0 |
| L | 32 | Stu Grimson | 3 | 0 | 0 | 0 | 0 | 30 | 0 | 0 | 0 | 0 | 0 | .0 |
| D | 24 | Ruslan Salei | 3 | 0 | 0 | 0 | -4 | 4 | 0 | 0 | 0 | 0 | 5 | .0 |
| D | 5 | Kevin Haller | 4 | 0 | 0 | 0 | -1 | 2 | 0 | 0 | 0 | 0 | 7 | .0 |
| G | 31 | Guy Hebert | 4 | 0 | 0 | 0 | 0 | 0 | 0 | 0 | 0 | 0 | 0 | .0 |
| L | 33 | Jim Mckenzie | 4 | 0 | 0 | 0 | -2 | 4 | 0 | 0 | 0 | 0 | 5 | .0 |
| R | 17 | Tomas Sandstrom | 4 | 0 | 0 | 0 | -2 | 4 | 0 | 0 | 0 | 0 | 9 | .0 |
| C | 18 | Ted Drury | 4 | 0 | 0 | 0 | -6 | 0 | 0 | 0 | 0 | 0 | 4 | .0 |
| R | 19 | Jeff Nielsen | 4 | 0 | 0 | 0 | -6 | 2 | 0 | 0 | 0 | 0 | 7 | .0 |
| D | 4 | Jamie Pushor | 4 | 0 | 0 | 0 | -3 | 6 | 0 | 0 | 0 | 0 | 6 | .0 |
| C | 14 | *Antti Aalto | 4 | 0 | 0 | 0 | 0 | 2 | 0 | 0 | 0 | 0 | 0 | .0 |
| C | 11 | Matt Cullen | 4 | 0 | 0 | 0 | -2 | 0 | 0 | 0 | 0 | 0 | 6 | .0 |

| NO. | GOALTENDER | GP | MIN | GAA | W-L | EN | SO | GA | SHOTS | SV% | G | A | PIM |
|--------------------|------------|----|-----|------|-----|----|----|----|-------|------|---|---|-----|
| 35 | *Tom Askey | 1 | 30 | 4.00 | 0-1 | 0 | 0 | 2 | 11 | .818 | 0 | 0 | 0 |
| 31 | Guy Hebert | 4 | 208 | 4.33 | 0-3 | 0 | 0 | 15 | 124 | .879 | 0 | 0 | 2 |
| TEAM TOTALS | | 4 | 240 | 4.25 | 0-4 | 0 | 0 | 17 | 135 | .874 | 0 | 0 | 2 |

* = Rookie

ANAHEIM DUCKS

1997 PLAYOFF NOTES/STATS



Franchise Firsts: A few of the Ducks playoff "firsts" from the club's first-ever playoff game on April 16, 1997 vs. Phoenix: 1st Playoff Goal - Teemu Selanne (8:57 of 1st - pp); 1st Assists - J.J. Daigneault & Paul Kariya; 1st Win - Guy Hebert; 1st Penalty - Warren Rychel (x-check)... Guy Hebert recorded the club's first-ever playoff shutout in Game 7 (Apr. 29, 1997), giving Anaheim its first-ever playoff series win.

Playoff League Leaders: Paul Kariya ranked T-12th in playoff scoring and T-12th in goals with 7-6=13 pts. Kariya also ranked T-2nd in power play goals with 4...Dmitri Mironov ranked T-3rd among defensemen scoring with 1-10=11 pts. Mironov's 10 assists ranked T-9th in overall assists...J.J. Daigneault ranked T-8th among defensemen scoring with 1-8=9 pts...Teemu Selanne ranked T-12th in goals with 7.

Playing the Eventual Champs Tough: Anaheim was eliminated from the 1997 Playoffs by the eventual Stanley Cup Champion Detroit Red Wings in the Western Conference Quarterfinals, 4-0. The Ducks extended the Red Wings to overtime in three of those contests, including one double overtime game and one triple overtime game. Two of those overtime games came at Detroit. Guy Hebert and Mikhail Shtalenkov combined for a 2.45 GAA and .942 SV%. Only St. Louis had a better GAA (2.18) vs. Detroit in the postseason, while Anaheim was tops in save percentage vs. the Wings. The Ducks converted 36.4% of their power plays in the series - highest vs. Detroit in the playoffs.

1997 STANLEY CUP PLAYOFF SCORING

| POS | NO. | PLAYER | GP | G | A | PTS | +/- | PIM | PP | SH | GW | GT | S | PCTG |
|-----|-----|------------------|----|---|----|-----|-----|-----|----|----|----|----|----|------|
| L | 9 | Paul Kariya | 11 | 7 | 6 | 13 | -2 | 4 | 4 | 0 | 1 | 1 | 61 | 11.5 |
| D | 15 | Dmitri Mironov | 11 | 1 | 10 | 11 | 0 | 10 | 1 | 0 | 0 | 0 | 36 | 2.8 |
| R | 8 | Teemu Selanne | 11 | 7 | 3 | 10 | -3 | 4 | 3 | 0 | 1 | 0 | 38 | 18.4 |
| D | 36 | J.J. Daigneault | 11 | 2 | 7 | 9 | -6 | 16 | 1 | 0 | 1 | 0 | 24 | 8.3 |
| L | 23 | Brian Bellows | 11 | 2 | 4 | 6 | -7 | 2 | 1 | 0 | 0 | 0 | 36 | 5.6 |
| C | 20 | Steve Rucchin | 8 | 1 | 2 | 3 | -2 | 10 | 0 | 0 | 0 | 0 | 8 | 12.5 |
| C | 17 | Jari Kurri | 11 | 1 | 2 | 3 | 2 | 4 | 0 | 0 | 0 | 0 | 18 | 5.6 |
| R | 14 | Joe Sacco | 11 | 2 | 0 | 2 | -4 | 2 | 0 | 0 | 0 | 0 | 20 | 10.0 |
| D | 33 | Dave Karpa | 8 | 1 | 1 | 2 | -2 | 20 | 0 | 0 | 1 | 0 | 13 | 7.7 |
| C | 54 | *Sean Pronger | 9 | 0 | 2 | 2 | 0 | 4 | 0 | 0 | 0 | 0 | 7 | .0 |
| D | 29 | *Darren Van Impe | 9 | 0 | 2 | 2 | -3 | 16 | 0 | 0 | 0 | 0 | 11 | .0 |
| L | 16 | Warren Rychel | 11 | 0 | 2 | 2 | -2 | 19 | 0 | 0 | 0 | 0 | 16 | .0 |
| C | 13 | Ted Drury | 10 | 1 | 0 | 1 | -2 | 4 | 0 | 0 | 0 | 0 | 17 | 5.9 |
| D | 28 | Jason Marshall | 7 | 0 | 1 | 1 | 1 | 4 | 0 | 0 | 0 | 0 | 3 | .0 |
| D | 34 | *Daniel Trebil | 9 | 0 | 1 | 1 | -6 | 6 | 0 | 0 | 0 | 0 | 10 | .0 |
| L | 22 | Ken Baumgartner | 11 | 0 | 1 | 1 | 0 | 11 | 0 | 0 | 0 | 0 | 0 | .0 |
| C | 32 | Richard Park | 11 | 0 | 1 | 1 | -2 | 2 | 0 | 0 | 0 | 0 | 10 | .0 |
| L | 27 | *Mike Leclerc | 1 | 0 | 0 | 0 | 0 | 0 | 0 | 0 | 0 | 0 | 0 | .0 |
| R | 21 | *Igor Nikulin | 1 | 0 | 0 | 0 | 0 | 0 | 0 | 0 | 0 | 0 | 1 | .0 |
| C | 12 | Kevin Todd | 4 | 0 | 0 | 0 | -3 | 2 | 0 | 0 | 0 | 0 | 3 | .0 |
| G | 35 | M. Shtalenkov | 4 | 0 | 0 | 0 | 0 | 2 | 0 | 0 | 0 | 0 | 0 | 0 |
| G | 31 | Guy Hebert | 9 | 0 | 0 | 0 | 0 | 0 | 0 | 0 | 0 | 0 | 0 | .0 |
| D | 2 | Bobby Dollas | 11 | 0 | 0 | 0 | -2 | 4 | 0 | 0 | 0 | 0 | 10 | .0 |
| C | 24 | Mark Janssens | 11 | 0 | 0 | 0 | -3 | 15 | 0 | 0 | 0 | 0 | 13 | .0 |

| NO. | GOALTENDER | GP | MIN | GAA | W-L | EN | SO | GA | SHOTS | SV% | G | A | PIM |
|-----|---------------|----|-----|------|-----|----|----|----|-------|------|---|---|-----|
| 31 | Guy Hebert | 9 | 534 | 2.02 | 4-4 | 1 | 1 | 18 | 255 | .929 | 0 | 0 | 0 |
| 35 | M. Shtalenkov | 4 | 211 | 2.84 | 0-3 | 1 | 0 | 10 | 162 | .938 | 0 | 0 | 2 |
| | TEAM TOTALS | 11 | 747 | 2.41 | 4-7 | 2 | 1 | 30 | 419 | .928 | 0 | 0 | 2 |

* = Rookie



ANAHEIM DUCKS 2012-13 TEAM PHOTO



FRONT ROW (L-R) Jonas Hiller, Executive Vice President /COO Tim Ryan, Senior Vice President of Hockey Operations David McNab, Executive Vice President/General Manager Bob Murray, Owner Henry Samueli, Teemu Selanne, Ryan Getzlaf, Saku Koivu, Owner Susan Samueli, CEO Michael Schulman, Director of Player Personnel Rick Paterson, Head Coach Bruce Boudreau, Viktor Fasth

SECOND ROW (L-R) Vice President - THE RINKS Art Trullier, Vice President of Human Resources Jay Scott, Vice President/COO Anaheim Arena Management Kevin Starkey, Video Coordinator Joe Piscally, Assistant Coach Scott Niedermayer, Andrew Cogliano, Cam Fowler, Francois Beaudemin, Bobby Ryan, Daniel Wirtnik, Assistant Coach Bob Woods, Assistant Coach Brad Lauer, Vice President/CMO Aaron Teets, Vice President of Finance/CFO Doug Heller, AAM Vice President of Finance Angela Wergechik

THIRD ROW (L-R) Assistant Equipment Manager Chris Aldrich, Equipment Manager Doug Shearer, Goaltending Consultant Pete Peeters, Kyle Palmieri, Matt Beleskey, Sheldon Souray, Corey Perry, Toni Lydman, Emerson Etem, Matthew Lombardi, Strength & Conditioning Coach Sean Skahan, Head Athletic Trainer Tim Clark, Assistant Athletic Trainer Mike Hannegan

BACK ROW (L-R) Equipment Assistant Chris Kincaid, Brad Staubitz, Radek Dvorak, Luca Sbisso, David Steckel, Bryan Allen, Ben Lovejoy, Peter Holland, Nick Bonino, Massage Therapist James Parrido

